



# Logging into Minnesota State Student Planner



The Minnesota State Student Planner is a web-based student planning system that can be accessed on any device connected to the internet.

- Degree Audits - in the Audits tab\*
- Graduation Planner - in the Plans tab\*\*
- Schedule Builder - in the Schedules tab\*\*

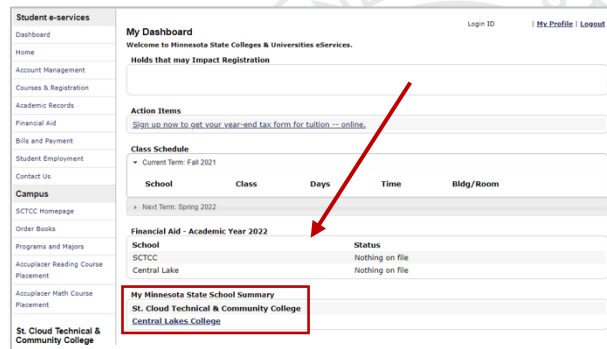
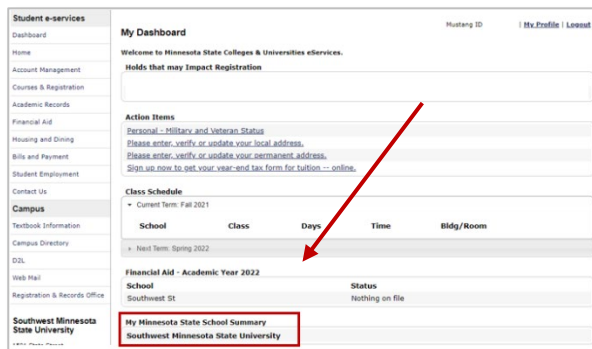
\* Available at all Minnesota State colleges and universities.

\*\* Available at most Minnesota State colleges and universities.

## How To Guides for the Minnesota State Student Planner

Log into [Student eServices](#) to access Minnesota State Student Planner.

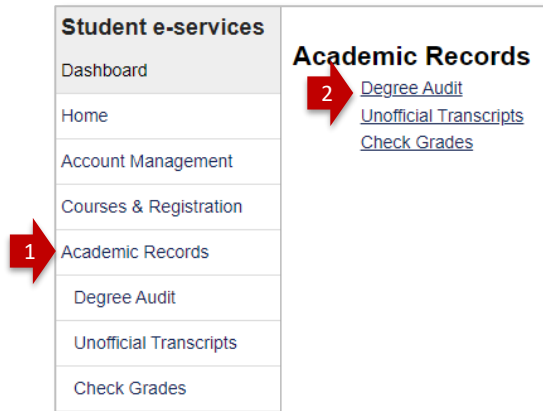
- Under **My Minnesota State School Summary**, you may have one school or multiple schools.
- All your schools will also be listed in **Minnesota State Student Planner**.



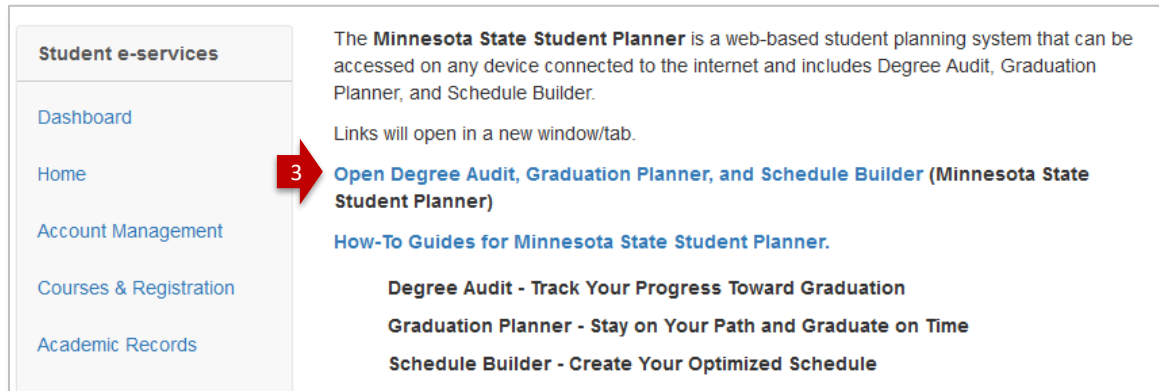
## In Student eServices

### 1. Select Academic Records.

### 2. Select Degree Audit.



### 3. Select Open Degree Audit, Graduation Planner, and Schedule Builder.



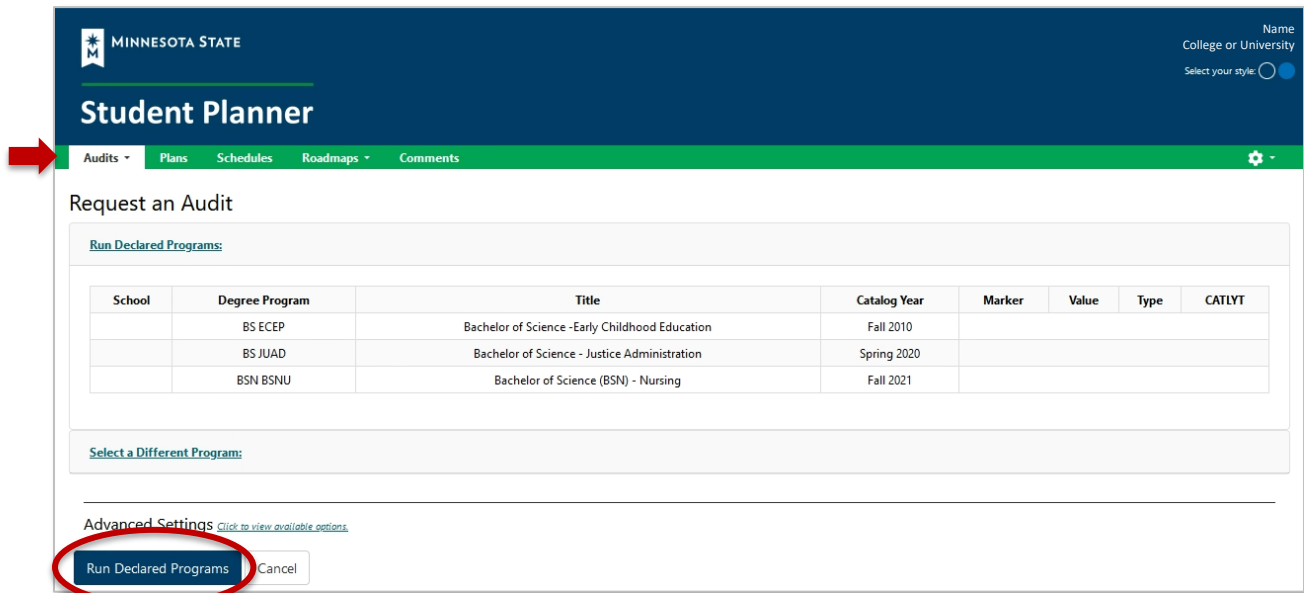
### 4. Sign on with your StarID and password.



## Degree Audits

If you have one school in Student eServices, Student Planner will open in the Audits page.

- Select **Run Declared Programs** to generate a degree audit for the major(s)/program(s) you have declared at your school and a Minnesota Transfer Curriculum audit.



MINNESOTA STATE

Name  
College or University  
Select your style:

### Student Planner

Audits ▾ Plans Schedules Roadmaps ▾ Comments ⚙

#### Request an Audit

[Run Declared Programs:](#)

School	Degree Program	Title	Catalog Year	Marker	Value	Type	CATLYT
	BS ECEP	Bachelor of Science -Early Childhood Education	Fall 2010				
	BS JUAD	Bachelor of Science - Justice Administration	Spring 2020				
	BSN BSNU	Bachelor of Science (BSN) - Nursing	Fall 2021				

[Select a Different Program:](#)

---

Advanced Settings [Click to view available options.](#)

**Run Declared Programs** Cancel

If you have multiple schools in Student eServices, Student Planner will open in the Select a School page.

- All your schools will be listed in alphabetical order.
- **Select a School** from the dropdown list:



MINNESOTA STATE

Name  
Select your style:

### Student Planner

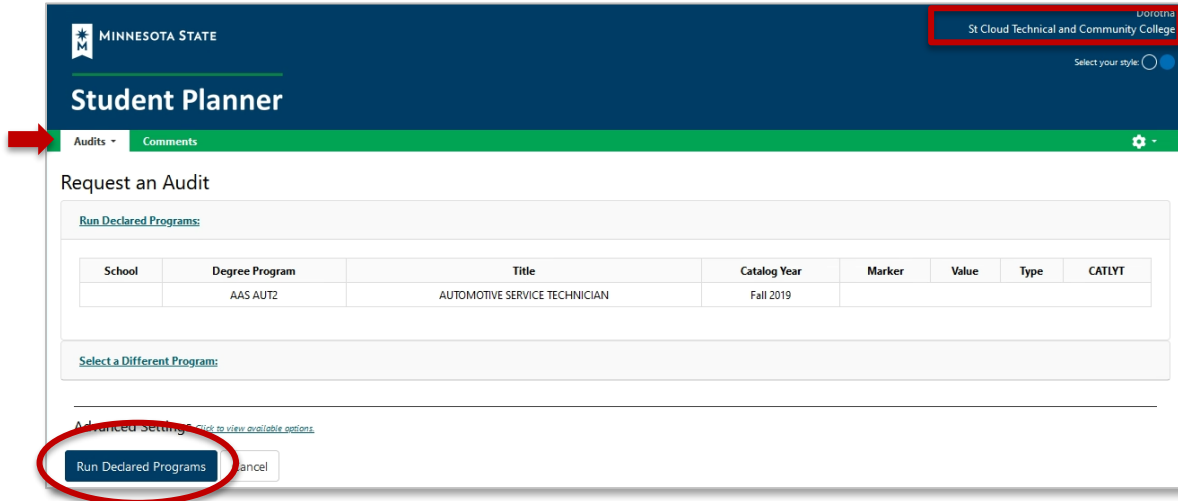
#### Select a School

School

- Central Lakes College
- Central Lakes College
- St Cloud Technical and Community College

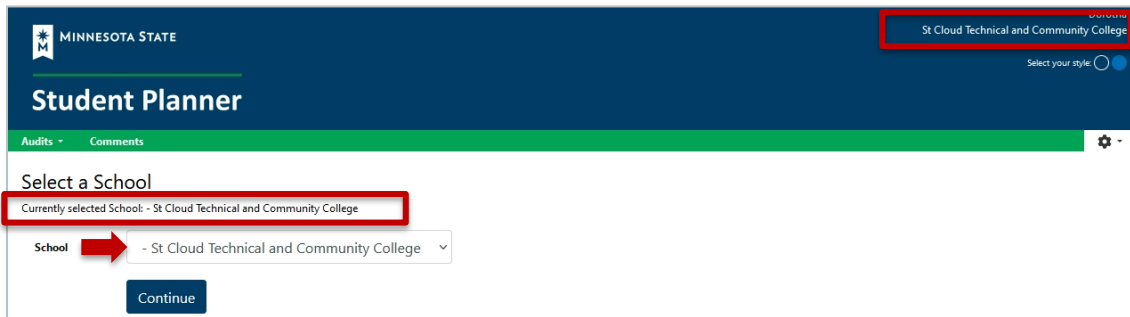
## After you select a school, Student Planner will open in the Audits page.

- Select **Run Declared Programs** to generate a degree audit for the major(s)/program(s) you have declared at your school and a Minnesota Transfer Curriculum audit.

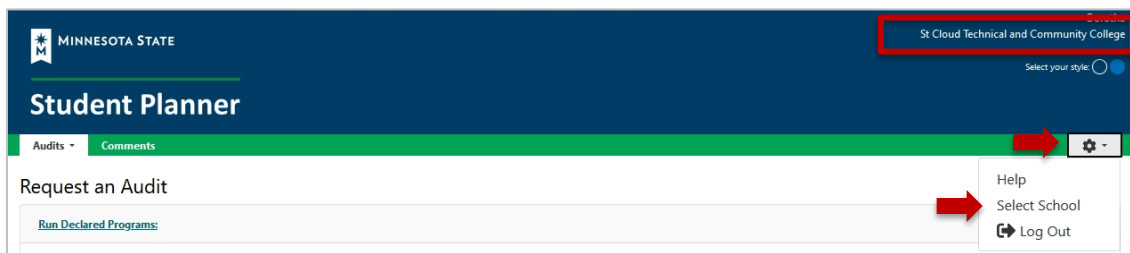


## Changing to a Different School

- Currently selected School is displayed under Select a School and in the upper right corner.



- Select the settings gear in the upper right, then **Select School** to go back to the dropdown of all your schools:



## Graduation Planner and Schedule Builder

If your school has [Graduation Planner and Schedule Builder](#) available for students, you will also have a Plans tab and a Schedules tab:

The screenshot shows the 'Student Planner' interface for Central Lakes College. The top navigation bar includes 'Audits', 'Plans', 'Schedules', 'Roadmaps', and 'Comments'. The 'Plans' tab is highlighted with a red box. Below the navigation bar, there is a section titled 'Request an Audit' with a table for 'Run Declared Programs'.

School	Degree Program	Title	Catalog Year	Marker	Value	Type	CATLYT
	UNDECIDED		Spring 2022				

## Plans: Graduation Planner

The screenshot shows the 'Student Planner' interface for Central Lakes College with the 'Plans' tab selected. The main content area is titled 'Manage Student's Plans' and shows 'Program: No Declared Program' and 'Catalog: Summer 2022'. There are links for 'My Plans' and 'Create a New Plan'. A 'Comments' section is also visible on the right side.

## Schedules: Schedule Builder

The screenshot shows the 'Student Planner' interface for Central Lakes College with the 'Schedules' tab selected. The main content area is titled 'My Schedule' and contains the text: 'Let's get started building your schedule. First, pick the term you want to work on.' Below this text is a 'Select Term:' dropdown menu with 'Spring 2022' selected.

**Roadmaps: Students will receive the Access is Denied screen.**

**Select the Audits, Plans, or Schedules tab to return your applications.**

