



**FINANCE, FACILITIES AND TECHNOLOGY COMMITTEE PUBLIC HEARING  
APRIL 20, 2010  
9:30 a.m.**

**BOARD ROOM  
WELLS FARGO PLACE  
30 7TH STREET EAST  
SAINT PAUL, MN**

---

**Please note: Committee/Board meeting times are tentative. Committee/Board meetings may begin up to 45 minutes earlier than the times listed below if the previous committee meeting concludes its business before the end of its allotted time slot.**

Committee Chair Thomas Renier calls the meeting to order.

- (1) FY2011 Operating Budget (First Reading) (pp 1-53)  
Supplemental Packet (pp 1-72)

Members

Thomas Renier, Chair  
Clarence Hightower, Vice Chair  
Duane Benson  
Christopher Frederick

Ruth Grendahl  
Dan McElroy  
Scott Thiss  
James Van Houten

**Bolded** items indicate action required.



**BOARD OF TRUSTEES  
MINNESOTA STATE COLLEGES AND UNIVERSITIES**

<b>ACTION ITEM</b>
<b>FY 2011 Operating Budget</b>

**BACKGROUND**

The System has taken a multi-year approach to budget planning, positioning the system for long-term financial viability. Budget planning for fiscal year 2011 began a year and a half ago as the system developed its 2010-2011 biennial budget request. Instead of receiving new state resources, the system saw a large appropriation reduction for the 2010 and 2011 biennium. The reduction was mitigated by one-time federal stimulus funds.

The Board of Trustees was presented a preliminary outlook for fiscal year 2011 at the time it approved the fiscal year 2010 operating budget. The Finance, Facilities, and Technology Committee continued to receive updates on the fiscal year 2011 budget planning process and outlook during the past several months; in particular, the governor's unallotment of \$50 million, the governor's supplemental budget request of an additional \$10.5 million reduction, and the state's economic outlook.

The purpose of this report is to present the system's financial outlook along with the college and university operating budgets and tuition and fee requests for fiscal year 2011. The Board will have an opportunity to review, discuss and take action on the fiscal year 2011 operating budgets and tuition and fee changes in April and May 2010. The report is organized into the sections outlined below with corresponding attachments.

- I. Legislative Overview
- II. System Operating Budget Overview
- III. College and University Operating Budget Overview
- IV. Recommended Motions
- V. Supplemental packet – contains undergraduate tuition and fees for a full-time student, fiscal years 2010 and 2011 fee rates, fiscal year 2011 online and nonresident tuition rates, master green sheet, fiscal year 2011 college/university allocations, fiscal years 2010 and 2011 college/university budgets, fiscal years 2001-2013 enrollment forecasts, master reserves, revenue fund finance plan, summary of student consultation letters, and student consultation letters.

The supplemental packet is in addition to the narrative information provided in the legislative report dated March 15, 2010 and presented to the committee at its March meeting. In past operating budget reports, colleges and universities developed narratives outlining such areas as their budget planning process, progress toward strategic priorities, and budget challenges. The college and university narratives included in the March 15, 2010 legislative report can be referred to for the detailed information regarding budget planning for fiscal years 2011 through 2013. The legislative report, including the narratives, can be found at the following URL:

[http://www.finance.mnscu.edu/about/reports-presentations/docs/2010\\_legislative\\_report.pdf](http://www.finance.mnscu.edu/about/reports-presentations/docs/2010_legislative_report.pdf)

The Chancellor's recommendations for the colleges and universities fiscal year 2011 operating budgets and tuition is presented for consideration by the Finance, Facilities, and Technology Committee of the Board of Trustees. The committee has scheduled a public hearing for discussion of the information contained in this report –

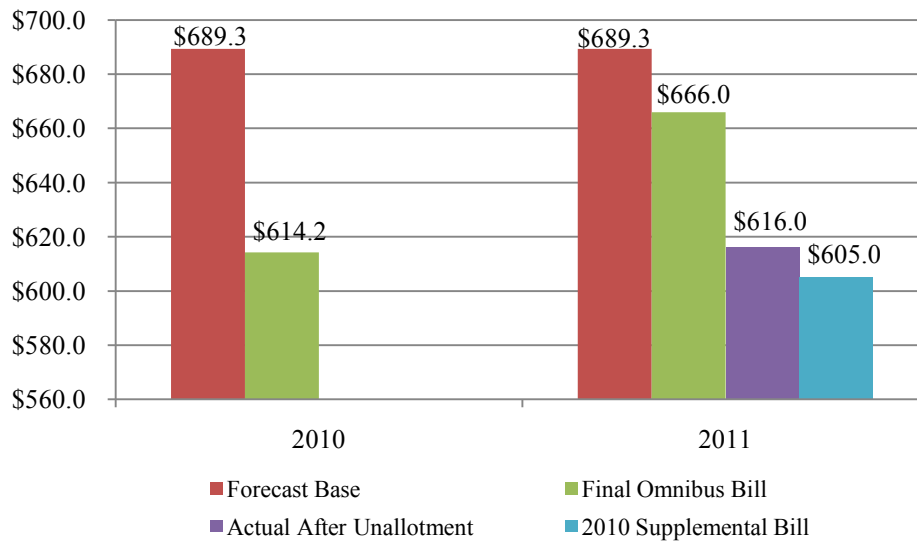
April 20, 2010:           Office of the Chancellor – Wells Fargo Building  
                                  Board Room  
                                  9:30 a.m.to 11:30 a.m.

The Board will be asked to adopt the budget at the May 19, 2010 meeting.

## I. Legislative Overview

At the close of the 2009 legislative session, the Omnibus Higher Education bill provided the Minnesota State Colleges and Universities with \$1.28 billion of state resources for the 2010-2011 biennium, a reduction of 6.8 percent (\$92.7 million) from the forecast base. The fiscal year 2011 outlook provided to the Board of Trustees in June/July 2009 anticipated a funding level of \$666 million. Since that time, the governor has unallotted \$50 million and the supplemental higher education bill from the 2010 legislative session, which has been signed by the Governor, has further reduced the system’s fiscal year 2011 funding level by \$10.5 million. As a result of those two actions, the system’s fiscal year 2011 funding level is \$605.5 million, \$60.5 million below the initial outlook of a year ago. (Graph 1) The \$605.5 million returns the system to its fiscal year 2006 funding level.

**Graph 1**



As shown in Table 1 below, the system is now provided \$1.22 billion of state resources for the 2010-2011 biennium, a reduction of 11.2 percent (\$153.2 million) from the forecast base.

**Table 1**

**Minnesota State Colleges and Universities  
State Appropriation Funding Levels  
Fiscal Years 2010-2011**

(\$ in millions)	<u>Fiscal Year 2010</u>	<u>Fiscal Year 2011</u>	<u>Biennium</u>	<u>Change from Forecast</u>	<u>Percent Change from Forecast</u>
Base forecast*	\$686.4	\$686.4	\$1,372.8		
Omnibus Higher Education Bill	\$614.2	\$666.0	\$1,280.1	(\$92.7)	-6.8%
Governor's unallotment	\$614.2	\$616.0	\$1,230.1	(\$142.7)	-10.4%
Supplemental bill	\$614.2	\$605.5	\$1,219.6	(\$153.2)	-11.2%

\*The base forecast has been adjusted to reflect the transfer of the Learning Network of Minnesota from the Office of Higher Education to the Minnesota State Colleges and Universities.

The \$79.2 million in one-time federal stimulus aid through the American Recovery and Reinvestment Act (ARRA) provided to the system continues through fiscal year 2011. With the inclusion of the ARRA funds, the system will have a net reduction of \$74 million (5.4 percent) from forecast. (Table 2)

**Table 2**

**Minnesota State Colleges and Universities  
Fiscal Years 2010 and 2011 State and ARRA Resources**

(\$ in millions)	<u>2009 ARRA funds</u>	<u>2010 base</u>	<u>2011 base</u>	<u>Biennium</u>	<u>ARRA funds 09-11</u>
Base forecast*		\$686.4	\$686.4	\$1,372.8	
Omnibus/supplemental bill		\$614.2	\$605.5	\$1,219.6	
ARRA funds	\$15.3	\$63.9	\$0.0	\$63.9	\$79.2
<b>Total State and ARRA funds</b>		<b>\$678.1</b>	<b>\$605.5</b>	<b>\$1,283.5</b>	<b>\$1,298.8</b>
General fund change from forecast		(\$72.2)	(\$80.9)	(\$153.2)	
Total fund change w/ARRA funds					(\$74.0)

\*The base forecast has been adjusted to reflect the transfer of the Learning Network of Minnesota from the Office of Higher Education to the Minnesota State Colleges and Universities.

The supplemental higher education bill continues with a separate line item for the Office of the Chancellor/Shared Services and presidents' compensation. The \$10.5 million reduction included in the supplemental higher education bill was applied as follows: \$10 million to the colleges and universities and \$0.5 million to the Office of the Chancellor/Shared Services. The Office of the Chancellor/Shared Services will be reducing its budget an additional \$0.5 million and reallocating those resources to presidents' compensation to address underfunding.

The supplemental higher education bill allocates \$40,000 each year of the current biennium to Cook county higher education. The supplemental higher education bill also contains directive language concerning how the Board is to address the reductions. It directs the Board to make a good-faith effort when applying reductions to minimize the impact on direct services to students and maximize reductions for administrative services not providing direct services to students.

### **Financial aid programs**

There are a number of financial aid changes both at the federal and state level. A summary of those changes follows.

#### ***Federal***

On March 30, 2010, President Obama signed into law HR 4872, the Health Care and Education Affordability Reconciliation Act of 2010. This Act makes major changes to the Pell Grant and to the Stafford and Plus Loan programs but does not make other changes that were proposed last fall in the Student Aid and Fiscal Responsibility Act (SAFRA).

- Pell Grant: HR 4872 renews for three years a \$690 increase in the maximum Pell Grant and indexes the increase to the consumer price index starting in 2014-2015. It also funds a \$13.5 billion projected shortfall in Pell Grant funding for 2011-2012.
- Student Loans: The new law eliminates the bank-loan based FFELP loan program, effective with new loans made on or after June 30, 2010. All summer session loans disbursed prior to June 30 may be made out of either program. Fall term loans will all be made out of the Direct Loan program. Under direct lending, capital is provided by the Federal government rather than banks, but the terms and provisions of the loans are identical to those of FFELP and the change should be almost completely transparent to students. The Congressional Budget Office has projected a federal budgetary savings of about \$62 billion over 10 years with this change. Eleven of the Minnesota state colleges and universities are currently Direct Loan schools and, even before the passage of the student loan reform, the others have been planning to make the transition this summer and fall.

- The Reconciliation Act also eases the requirements for borrowers to qualify for Income Based Repayment and authorizes in-school consolidation for students who will have both Direct Loans and FFELP loans due to the elimination of FFELP.
- The Act does not include the provisions of SAFRA that related to simplification of the financial aid application or to the restructuring of the Perkins Loan Program.

### *State*

The Minnesota supplemental higher education bill makes several changes to state financial aid programs.

- State Grant: Minnesota State Grants will be rationed for the 2010-2011 award year to accommodate a projected \$42 million shortfall in available funds. The rationing will occur by making two changes to the formula used to determine individual student grant amounts. Students and their families will both be expected to contribute more to meet the cost of the students' educations. These rationing changes are projected to have a significant impact on the State Grant amounts received by Minnesota state college and university students. Preliminary projections by the Minnesota Office of Higher Education show that roughly 6,000 Minnesota state college students will lose their State Grant entirely and the remaining approximately 32,000 college student recipients will lose an average of about \$150 apiece. Approximately 400 Minnesota state university students will lose their entire State Grant and roughly 14,000 state university students will lose an average of about \$425 from their state grant.

In total, about \$16 million of the savings required to meet the State Grant shortfall will be realized by the elimination and reduction of Minnesota state college and university student State Grants. This reduction is proportional to the percentage of State Grant that Minnesota state college and university students received in 2009-2010. The negative impact of the State Grant shortfall would have been significantly greater if the Federal Pell Grant program had not been increased in 2009-2010 as part of the ARRA stimulus funding.

In addition, the legislation eliminates a provision that allowed students to receive State Grant consideration during a 9th semester of attendance.

- Other Programs: The supplemental higher education bill reduces the funds allocated to the State Work Study program by \$1.5 million and reduces the Minnesota State College Student Emergency Grant appropriation from \$150,000 to \$100,000.



## **II. System Operating Budget Overview**

The system and the colleges and universities have taken a multi-year approach to budget planning. Planning for the system's fiscal year 2011 budget began over a year ago at the time the fiscal year 2010 budget was being developed. The planning has been guided by three principles:

- The Chancellor and system leadership will seek to make decisions in a way that best serves students;
- Decisions will strive to take into account the system's mission to serve the economic development needs of the state and its communities; and
- Planning will take a multi-year approach, positioning the system for long-term financial viability.

Although the Omnibus Higher Education bill allocated to the system \$666 million in fiscal year 2011, the governor announced very early in the budget process that he would be exercising his authority and un-allotting \$50 million from the system's fiscal year 2011 funding level. The initial outlook for fiscal year 2011 that was provided to the Board in June/July 2009 was built on an assumption of \$666 million in state resources. The early announcement of an unallotment allowed the system to adjust its budget planning process. The system was positively impacted by the one-time stabilization funds received by the state through the ARRA; in particular, maintenance of effort must be maintained in order for the state to retain the federal funds. The state must maintain the fiscal year 2006 level of funding to higher education. The system's budget planning process assumed that the maintenance of effort formula would be carried through and that state resources would only be reduced an additional \$10.5 million above the \$50 million unallotment, which was the result of the 2010 supplemental higher education bill.

The system's state appropriation for fiscal year 2011 will be \$605.5 million. In addition, the system is budgeting \$2.5 million of interest earnings for total state resources of \$608 million. These resources are being allocated within the following categories: institution allocations, priority allocations, systemwide set asides, and Office of the Chancellor/Shared Services. Almost all of the priorities/activities funded with state resources were prorated down to available funds. Funding was increased for debt service and searches, while other activities were flat lined (system audit program, attorney general services, and legislative specials). For fiscal year 2011, 85.5 percent of state resources received by the system are allocated to colleges and universities either as basic allocations or through priority allocations. (Table 3) In addition, all of the available \$39.6 million of ARRA funds have been programmed for use by colleges and universities in fiscal year 2011.

**Table 3**

**Minnesota State Colleges and Universities  
Distribution of State and ARRA Resources**

(\$ in millions)	<b>Fiscal Year <u>2010</u></b>	<b>% of State <u>Resources</u></b>	<b>Fiscal Year <u>2011</u></b>	<b>% of State <u>Resources</u></b>
Institution allocations	\$531.3	86.2%	\$519.9	85.5%
- Basic allocations	\$506.7		\$495.6	
- Priority allocations	\$24.6		\$24.3	
Systemwide set asides	\$38.1	6.2%	\$41.3	6.8%
Office of the Chancellor/Shared Services and presidents' compensation	\$47.3	7.7%	\$46.8	7.7%
Total state resources	\$616.7		\$608.0	
ARRA funds	\$39.6		\$39.6	
Total state and ARRA funds	\$656.3		\$647.6	

**Allocations**

Of the \$495.6 million for institution basic allocations, it is recommended that \$463.8 million be distributed through the allocation framework. The allocation framework distributes base resources to colleges and universities as follows: 50 percent of the allocation based on their prior year's base and 50 percent on the results of the allocation framework. The fiscal year 2011 college and university allocations distributed through the allocation framework can be found in the supplemental packet. The balance of the basic allocation (\$31.8 million) are recommended to be distributed to colleges and universities to support other base functions such as customized training, technology, revenue replacement for the fiscal year 2009 tuition buy down, non-resident tuition elimination, and PALS (project for automated library services).

It is recommended that \$24.3 million be allocated for priority allocations (incentive and performance funds) that are used to drive compelling educational interests. These priorities can be determined by the legislature, Board or Chancellor. Some of the priority areas include: underrepresented activities; centers of excellence; tuition subsidies for management programs, fire fighter training, the Alliss program; Minnesota Online support; sign language interpreter services; and legislative priorities directed at Range

vocation education, economic development E-Folio, and the Learning Network of Minnesota.

State funds support system wide programs and the budget for the Office of the Chancellor/Shared Services and presidents' compensation. The system wide programs are supported by \$41.3 million and include attorney general services, debt service, presidential searches, repair and replacement, system audit program, and enterprise technology. The budget of the Office of the Chancellor/Shared Services and presidents' compensation receives \$46.8 million in state support. Detailed illustration can be found in the supplemental packet on the green sheet.

Robust discussions are occurring with the Leadership Council around priorities funded with state resources. The discussions were initiated to seek guidance as the system works to absorb further reductions in state resources for the 2012-2013 biennium. The focus of the discussions center on the following three questions: (1) Do the current special allocations represent the system's highest priorities; (2) Should changes be made to allow colleges and universities greater flexibility in the allocation of declining states resources; and (3) If changes are made, how will it alter institutional and presidential accountability for results? Recommendations on changes to the green sheet will be brought forward to the Board later this calendar year as part of the fiscal year 2012-2013 budget planning process.

**Board initiatives**

In fiscal year 2011, system resources are recommended for allocation to the following Board initiatives: centers for excellence, serving the underrepresented, and Minnesota Online. The Chancellor is recommending that the initiatives be prorated to the level of available resources for a total of \$15.6 million. (Table 4)

**Table 4**

**Minnesota State Colleges and Universities  
Distribution of State Resources to Board Priorities**

(\$ in millions)	<u>Fiscal Year 2010</u>	<u>Fiscal Year 2011</u>
Centers for excellence	\$4.4	\$4.3
Campus programs*	\$3.3	
Minnesota Online	\$0.5	\$0.5
Serving the underrepresented	\$11.0	\$10.8
<b>Total</b>	<b>\$19.2</b>	<b>\$15.6</b>

\*These funds are available due to suspension of the awards of excellence and special initiative award programs.

The \$3.3 million allocated in fiscal year 2010 for campus programs was retained at the system level and held in reserve to accommodate the anticipated unallotment. It is the recommendation of the Chancellor to reprogram these funds in fiscal year 2010 to cover a revenue shortfall in the interest earnings of the invested treasury cash. In fiscal year 2010 the system anticipated \$5.9 million of interest income that was allocated to the colleges and universities. Lower than anticipated interest rates have resulted in the system experiencing a considerable reduction in interest earnings. The system is anticipating actual interest earnings for fiscal year 2010 of \$2.5 million. The \$3.3 million of unallocated resources would be used to cover the gap between budget (\$5.9 million) and actual (\$2.5 million). Reprogramming these funds will eliminate a negative budget impact at the colleges and universities.

**Office of the Chancellor budget**

The Office of the Chancellor’s funding level is established in the supplemental higher education budget bill at \$46.8 million for fiscal year 2011, an overall reduction of \$0.5 million from fiscal year 2010. The \$46.8 million supports the Office of the Chancellor/Shared Services and presidents’ compensation. The Office of the Chancellor/Shared Services will be reducing its budget an additional \$0.5 million and reallocating those resources to presidents’ compensation to address underfunding. The fiscal year 2011 reductions of \$1 million will be absorbed by the four largest divisions (Academic and Student Affairs, Finance, Human Resources, and Information Technology) within the Office of the Chancellor/Shared Services, with the smaller divisions being funded at fiscal year 2010 base levels.

As shown in Table 5, between fiscal year 2009 and proposed fiscal year 2011, the Office of the Chancellor/Shared Services will have reduced its budget by \$4.7 million (10.8 percent). Factoring in presidents’ compensation, the overall reduction will be \$4.2 million (8.3 percent). In response to the budget reductions, 34 positions were eliminated in fiscal year 2010. The staff reductions were addressed mostly through attrition and the elimination of vacancies; however, the office did experience some layoffs.

**Table 5**

**Minnesota State Colleges and Universities  
Office of the Chancellor Funding Level**

	<b>Fiscal Year 2009 <u>Outlook</u></b>	<b>Fiscal Year 2009 <u>Actual</u></b>	<b>Fiscal Year 2010 <u>Actual</u></b>	<b>Fiscal Year 2011 <u>Proposed</u></b>	<b>\$ <u>Change</u></b>	<b>% <u>Change</u></b>
Office of Chancellor/Shared Services	\$43.5	\$40.9	\$39.8	\$38.8	(\$4.7)	-10.8%
Presidents' Compensation	\$7.5	\$7.5	\$7.5	\$8.0	\$0.5	6.7%
<b>Total</b>	<b>\$51.0</b>	<b>\$48.4</b>	<b>\$47.3</b>	<b>\$46.8</b>	<b>(\$4.2)</b>	<b>-8.3%</b>

The Office of the Chancellor has begun budget planning for the 2012-2013 biennium. A team comprised of seasoned presidents and the four vice chancellors have convened to provide advice and counsel to the Chancellor to position the Office of the Chancellor/Shared Services for long-term viability. In addition, the Chancellor will seek advice from the Board and will consider the recommendations contained in the recently released report by the Office of the Legislative Auditor on the Office of the Chancellor activities. The goal is to have the 2012-2013 budget plan for the Office of the Chancellor finalized by December 2010.

### **III. College and University Operating Budget Review**

After consultation with the Finance, Facilities, and Technology Committee, the college and university budget planning and consultation process for fiscal year 2011 included the following assumptions:

- State support reduction of \$60.5 million;
- Tuition parameters not exceeding \$7.15 per credit increase for colleges and \$9.85 per credit increase for universities;
- Modest compensation inflationary cost increases (steps for classified employees and insurance rate increases);
- Continuation of the one-time federal stimulus funds for one-time expenses;
- Maintain/increase fund balances and reserve levels when appropriate; and
- Reach structural balance by the end of fiscal year 2011 targeting the governor's planning assumption of \$594.4 million.

Colleges and universities have consulted with campus constituents over the past several months as operating budgets have been developed, adjusted, and finalized. The annual budgets presented in this report are on a budgetary (cash) basis which differs from the accrual presentation shown in the annual audited financial statements. The annual budgets are based on anticipated revenues and expenses received or paid during the fiscal year versus the accrual method that recognizes revenues when earned and expenses when incurred regardless of the timing of related cash flows.

A legislative report concerning budget actions and plans for the system was submitted to the legislature in March 2010. This report provides information concerning the 2009-2013 budget conditions for each college and university as well as the Office of the Chancellor. Information on enrollment, tuition and fee rates, staffing levels by bargaining unit, revenue, reallocations, and student enrollments by classification of instructional program for each college and university are included in the report. Each college and university prepared a narrative that addressed the following three questions:

1. What has been your budget strategy during the past several years?
2. What is your budget strategy for the 2012-2013 biennium?

3. What is your future vision assuming less state support?

There is continuing effort by colleges and universities to maintain services to students and improve student success in an environment of rapidly increasing enrollments and declining state support. Budgets have been balanced by increasing class sizes, limiting course offerings, restructuring/eliminating underperforming academic programs, increasing external resources, eliminating administrative support, and other actions. Detailed college and university information on the budget planning process contained in the legislative report can be found at the following URL:

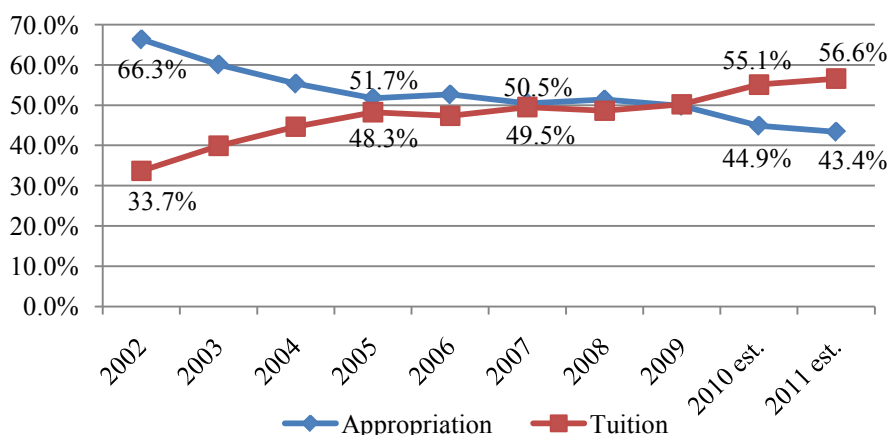
[http://www.finance.mnscu.edu/about/reports-presentations/docs/2010\\_legislative\\_report.pdf](http://www.finance.mnscu.edu/about/reports-presentations/docs/2010_legislative_report.pdf)

**Appropriation and tuition reliance**

State appropriation has been a primary revenue source for the system. With diminishing support from the state, the system’s reliance on tuition to support basic education activities has increased. This has resulted in a trend where tuition currently comprises 55 percent of total appropriation and tuition revenue. It is estimated that tuition will be a greater proportion in fiscal year 2011 – 57 percent. (Graph 2)

**Graph 2**

**Minnesota State Colleges and Universities  
Percent of Total State Appropriation and Tuition Revenue  
Fiscal Years 2002-2011**



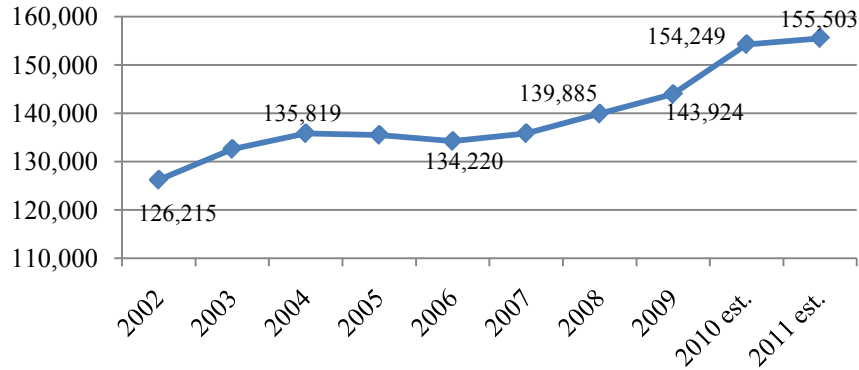
**Enrollment**

The system has experienced record enrollment increases during the current fiscal year, increasing from 143,924 full-year equivalent (FYE) students in fiscal year 2009 to an estimated 154,249 FYE in fiscal year 2010, a 7.2 percent increase. (Graph 3) The record enrollment increases in the current year make it difficult to project the out years not knowing if the increases are an anomaly. The colleges and universities are projecting a

modest enrollment growth of 0.8 percent in fiscal year 2011. During this biennium, enrollment is projected to increase overall 8 percent – 11,579 FYE.

**Graph 3**

**Minnesota State Colleges and Universities  
Full-Year Equivalent Student Enrollment  
Fiscal Years 2002-2011**

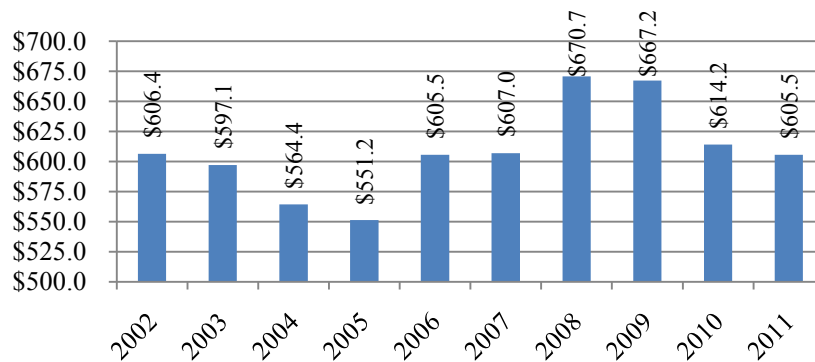


**Appropriation and tuition per full-year equivalent student**

The system has experienced great fluctuation in state appropriation during the past decade. Appropriations declined during the 2002-2003 and 2004-2005 biennia, followed by increases. The 2010-2011 biennium has also been met with reductions in appropriations. The \$605.5 million in state resources for fiscal year 2011 is below the system’s fiscal year 2002 level of funding. (Graph 4)

**Graph 4**

**Minnesota State Colleges and Universities  
State Appropriation: Fiscal Years 2002-2011**

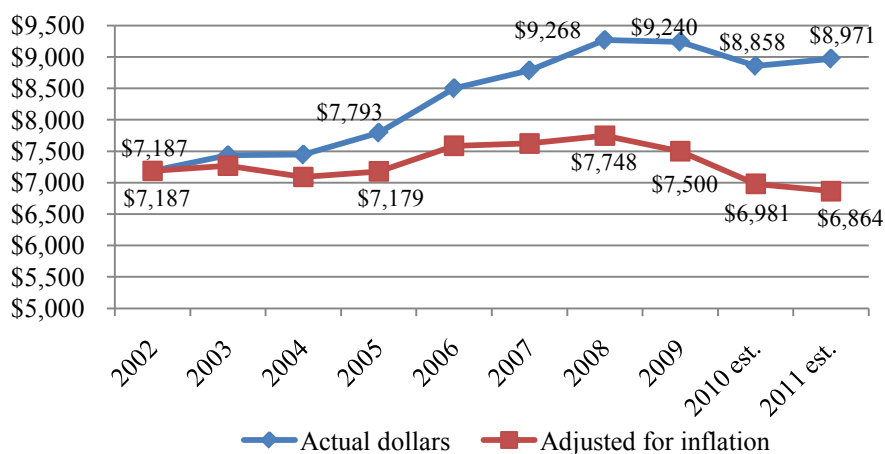


Note: For comparability, fiscal years 2002-2009 have been adjusted for Learning Network of Minnesota \$4.8 million.

In fiscal year 2011, on a per student basis, the system is projecting appropriation to be at \$3,894 per FYE student, a decline of \$88 per FYE student over the \$3,982 available in fiscal year 2010. Tuition revenue is estimated to be \$5,078 per FYE student in fiscal year 2011, an increase of \$201 per FYE student over the \$4,877 available in fiscal year 2010. The net impact is an increase of \$113 per FYE student, from \$8,858 per FYE student in fiscal year 2010 to \$8,971 per FYE student in fiscal year 2011. (Graph 5) When adjusted for inflation, the system will be operating with \$6,864 per FYE student in fiscal year 2011, a reduction of \$323 (4.5 percent) per FYE student since fiscal year 2002.

**Graph 5**

**Minnesota State Colleges and Universities  
Total State Appropriation and Tuition Revenue  
Per Full-Year Equivalent Student (inflation adjusted)  
Fiscal Years 2002-2011**



**All funds proposed budget**

Colleges and universities have three principal sources of revenue: state appropriation, tuition and fees, and auxiliary/enterprise income. These revenues support all aspects of the educational enterprise – instruction, student life, administration, physical plant, and the residential life programs. In addition, the colleges and universities have a practice of maintaining a budgetary fund balance that can be used as part of a budget strategy from one year to the next. The budgetary fund balances represent the available cash at the close of that fiscal year.

The Board is being asked to adopt the fiscal year 2011 operating fund budget within the motion contained in this report. The system’s proposed fiscal year 2011 all funds budget of \$1.93 billion is \$41 million higher than the initial outlook of \$1.89 billion provided to the Board in June/July 2009. Revenues have increased \$31 million (1.6 percent), the net impact of a decrease of \$60.5 million in appropriation, an increase of \$50 million in tuition and \$15 million in other funds (auxiliary services, Revenue Fund, federal



operating grants), with the balance of \$25 million attributed to financial aid. The proposed budget is showing a positive balance after appropriation reductions, tuition and fee revenue increases, ARRA funds, expense reductions, and the use of fund balance (Table 6)

**Table 6**

**Minnesota State Colleges and Universities  
Summary Outlook – All Funds  
Fiscal Year 2011 Proposed Budget  
(Net of Scholarship Allowance)**

(\$ in millions)	<b>Fiscal Year 2010 Original Budget</b>	<b>Fiscal Year 2010 Current Budget</b>	<b>Change</b>	<b>Fiscal Year 2011 Outlook</b>	<b>Fiscal Year 2011 Proposed Budget</b>	<b>Change</b>
Revenues	\$1,819.5	\$1,891.5	4.0%	\$1,904.4	\$1,935.7	1.6%
Expenses	\$1,828.7	\$1,894.1	3.6%	\$1,889.3	\$1,930.6	2.2%
Gap	(\$9.2)	(\$2.5)		\$15.1	\$5.1	
Programmed fund balance	\$17.6	\$24.8		\$7.2	\$12.8	
Budget balance	\$8.4	\$22.3		\$22.3	\$17.9	

Budget decisions are being made that will result in a slight increase in the budgetary fund balance. This better positions the colleges and universities to handle unanticipated revenue losses or expense increases and improves the overall financial health of the colleges and universities. The all funds budget is net of the scholarship allowance. Approximately 86 percent (\$368 million) of an estimated \$428 million of financial aid revenue is brought in to pay student obligations (tuition, fees, room and board, and sales and services) with the balance (\$60 million) reflecting the net financial aid payments to students for living expenses.

As shown above in table 6, the current fiscal year 2010 all funds budget has revenues \$72 million (4 percent) higher than the original budget presented to the Board in June/July 2009, while expenses have increased \$66 million (3.6 percent). The revenue change is primarily due to a \$45 million increase in tuition revenue and a \$15 million increase in other revenue (auxiliary services, Revenue Fund, federal operating grants), with the balance attributed to financial aid.

**General fund proposed budget**

Table 7 outlines the fiscal year 2011 proposed general fund budget as submitted by the colleges and universities. Compared to the outlook provided to the Board in June/July

2009, the proposed general fund revenue budget has a net decrease of \$7 million (0.5 percent). The \$60.5 million reduction in state appropriation was offset by a \$50 million increase in tuition revenue due to rate and volume change as well as a small increase in other revenue. The expense budget has increased \$3.7 million (0.2 percent). The proposed budget reflects a reduction in appropriation, tuition rate increases, enrollment changes, and budget decisions that impact expenses. Prior to utilizing fund balance, the system is projecting a \$1.1 million gap in fiscal year 2011. Colleges and universities submitted budget plans which include the use of \$12.3 million of fund balances.

**Table 7**

**Minnesota State Colleges and Universities  
Summary Outlook – General Fund  
Fiscal Year 2011 Proposed Budget**

(\$ in millions)	<b>Fiscal Year 2010 Original Budget</b>	<b>Fiscal Year 2010 Current Budget</b>	<b>Change</b>	<b>Fiscal Year 2011 Outlook</b>	<b>Fiscal Year 2011 Proposed Budget</b>	<b>Change</b>
<b>Revenues</b>						
State appropriation	\$614.2	\$614.2	0.0%	\$666.0	\$605.5	-9.1%
Tuition	\$695.4	\$740.0	6.4%	\$727.6	\$777.4	6.8%
ARRA funds	\$39.6	\$39.6		\$39.6	\$39.6	
Other revenues	\$126.8	\$126.3	-0.4%	\$124.5	\$128.0	2.9%
<b>Total budgeted revenues</b>	\$1,476.0	\$1,520.0	3.0%	\$1,557.6	\$1,550.5	-0.5%
<b>Expenses</b>						
Compensation	\$1,085.9	\$1,104.8	1.7%	\$1,103.6	\$1,126.2	2.0%
Other operating costs	\$404.7	\$415.2	2.6%	\$444.3	\$425.3	-4.3%
<b>Total budgeted expenses</b>	\$1,490.6	\$1,520.0	2.0%	\$1,547.9	\$1,551.6	0.2%
<b>Gap</b>	<b>(\$14.6)</b>	\$0.0		\$9.7	<b>(\$1.1)</b>	
Programmed fund balance	\$16.3	\$16.2		\$5.9	\$12.3	
<b>Budget balance</b>	\$1.7	\$16.2		\$15.6	\$11.2	

As shown above in table 7, the current fiscal year 2010 general fund budget has revenues \$44 million (3 percent) higher than the original budget presented to the Board in June/July 2009, while expenses have increased \$30 million (2 percent). The revenue change is the result of an increase of \$45 million in tuition revenue due to record level enrollment growth. The fiscal year 2010 original budget anticipated tuition revenues of \$695.4 million, a 6.5 percent increase over fiscal year 2009. The current budgeted tuition revenues of \$740 million represent an increase of 13 percent over fiscal year 2009. The

fiscal year 2010 tuition rate increase of 5 percent coupled with an overall enrollment growth in excess of 7 percent accounts for the large increase in tuition revenues.

**American Recovery and Reinvestment Act of 2009 (ARRA funds)**

As mentioned previously, the legislature allocated to the system \$79.2 million in one-time federal ARRA funds. Although the legislature appropriated \$15.3 million in fiscal year 2009 and \$63.9 million in fiscal year 2010, the system divided the funds evenly between fiscal years 2010 and 2011 - \$39.6 million each year. The funds must be spent by September 30, 2011, which is three months after the end of the system’s 2011 fiscal year. The funds are used to support the general operations of the colleges and universities as if they were a tuition or state support dollar.

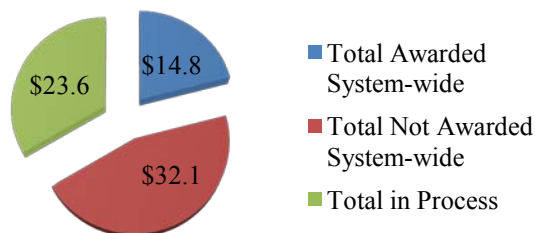
In July 2009, the Board approved the use of the ARRA funds for the following two purposes: tuition mitigation (approximately \$26 million) and general operating budget support (approximately \$53.2 million). ARRA funds were used in fiscal year 2010 to buy down the tuition increase to no more than three percent. The cost was estimated to be \$13 million. The mitigation in fiscal year 2010 would be paid for again in fiscal year 2011 for a total biennium cost estimated at \$26 million. Beginning in fiscal year 2012, the student would be responsible for the mitigated tuition amount plus any additional rate increases.

At the time this report was prepared, the colleges and universities have expended \$23.1 million of the ARRA funds, of which \$11.1 million was tuition mitigation. Of the remaining \$12 million, more than 70 percent of the expenses have occurred within instruction and academic support. The funds have been used to support instruction-related salaries, supplies and equipment, academic computing, faculty sabbaticals, and employee retirement costs.

There are other ARRA federal resources available to colleges and universities. Colleges and universities have applied for \$70.4 million of grant funds through March 2010. Of this amount, \$14.8 million has been awarded, \$23.6 million submitted and awaiting a final decision; and projects totaling \$32.1 million have been denied funding. (Graph 6)

**Graph 6**

**Minnesota State Colleges and Universities  
ARRA Grant Applications and Awards  
as of April 5, 2010  
(\$ in millions)**



A summary of projects funded to date follows:

- Department of Labor/Higher Growth and Health Care:
  - Northland College: \$4.99 million. Establishing unmanned aircraft systems maintenance technician certificate curriculum and training programs
  - Pine Technical College: \$4.2 million. Healthcare occupations providing economic stimulus
  - South Central College: \$4.5 million. Building health care education pathways for regional employment needs
- Federal Emergency Management Agency
  - Minnesota State University, Mankato: \$4,500. Food for the homeless
- National Science Foundation:
  - Minnesota State University, Mankato: \$0.27 million. Acquisition of x-ray diffractometer
  - Minnesota State University, Mankato: \$0.2 million. Acquisition of a scanning electron microscope for a multi-user core facility in science, engineering, and technology
  - Minnesota State University Moorhead: \$0.42 million. Acquisition of nuclear magnetic resonance instrumentation for undergraduate research and training
  - St. Cloud State University: \$0.15. Electromagnetic spectra from subatomic furnaces

### **Tuition**

Colleges and universities were instructed to increase undergraduate tuition rates no more than \$7.15 per credit at the colleges and \$9.85 per credit at the universities.

Colleges are proposing a fiscal year 2011 average tuition for a FYE student of \$4,480, an increase of \$203 (\$6.77 per credit) or 4.8 percent over fiscal year 2010. For universities, the proposed fiscal year 2011 average tuition for a FYE student is \$6,196, an increase of \$294 (\$9.81 per credit) or 5.0 percent over fiscal year 2010. Overall, the system average annual tuition proposed for fiscal year 2011 is \$4,805 per FYE student, an increase of \$220 (\$7.35 per credit) or 4.8 percent over fiscal year 2010.

The total tuition increase for fiscal year 2011 will be borne by the students. In fiscal year 2010 ARRA funds were used to mitigate two percent of the tuition increase so that students were charged no more than a three percent increase over the prior year. The ARRA funds will be used again in fiscal year 2011 to pay for the mitigated two percent tuition increase from fiscal year 2010. Table 8 provides a comparison of Board-approved tuition rates to tuition rates charged to students.

**Table 8**

**Minnesota State Colleges and Universities  
Comparison Tuition Rates:  
Board-Approved and Charged to Students**

	<u>Colleges</u>			<u>Universities</u>		
	<u>Fiscal Year 2010</u>	<u>Fiscal Year 2011</u>	<u>Change</u>	<u>Fiscal Year 2010</u>	<u>Fiscal Year 2011</u>	<u>Change</u>
Average Annual Tuition (Board-Approved)	\$4,277	\$4,480	4.8%	\$5,901	\$6,196	5.0%
Average Annual Tuition (Charged to Students)	\$4,194	\$4,397	4.8%	\$5,790	\$6,086	5.0%

In addition, the colleges and universities set their overall tuition structures including program and course differential and graduate rates. Setting tuition by course or program is a method available for colleges and universities to assess tuition under current board policy. Setting tuition by course assigns a per credit price for an individual course that is different than its standard per credit rate. Setting tuition by program assigns a per credit price for all the core courses in an academic program.

When developing and implementing differential course or program tuition rates, colleges and universities consider: 1) extraordinary cost of offering the course or academic program; 2) relationship of the course or academic program to overall academic goals or core offerings; 3) student demand for the program or course; 4) market demand for program graduates; and 5) comparison of pricing practices for the same or similar courses and academic programs to a reasonable group of public and private higher education institutions.

The proposed fiscal year 2011 tuition structure can be found in attachments 1A through 1D.

**Student fees**

***General fees***

The fee data reported includes technology, athletics, health services, student activity/life, and parking. All fiscal year 2011 fee changes fall under the current fee structure found in Board Procedure 5.11.1. On average, the total annual impact of fee increases is 0.7 percent (\$3.17 annual) between fiscal year 2010 and 2011 and are necessary to meet local objectives. Consultation on the fee increases have occurred with the campus student associations.

### ***Revenue Fund fees***

Minnesota Statutes, Chapter 136F.93 and the Master Indenture governing the Revenue Fund require annual approval of the fees by the Board of Trustees for housing, contract dining, student union, wellness and parking facilities whose operations and/or financing of facilities is supported by the Revenue Fund. The proposed fees are incorporated into the Revenue Fund finance plan and the all funds budget presented in Table 6. A finance plan for the Revenue Fund is included in the supplemental packet.

**Room and board fees.** The universities provided a set of proposed room and board rates for fiscal year 2011, which includes financing for major repairs, renewal, and new construction as shown in attachment 2A. The fee increases for a base double room range from a low of 4 percent at Bemidji State University and Minnesota State University Moorhead to a high of 7 percent at Minnesota State University, Mankato. The average double room rate at Minnesota State University, Mankato is now packaged to include wireless internet service in most halls. Each university has many different room types. The fees for the differing room types do not always increase at identical rates, usually for marketing reasons but also to offer a range of residential amenity levels for students.

In addition to the base room fee and the base board (contract dining) fee, there is a line item for “Other Room Fees” which includes supplementary fees such as phones, cable television, and hall social fees. Minnesota State University, Mankato’s fee reduction in “Other Room Fees” reflects the removal of phone services from this category in fiscal year 2011. The “Other Board Fees” are mandatory flex dollars required as part of the board plan that students can use as cash to eat in retail food operations on campus.

**Room and board fees for housing not in Revenue Fund.** A number of colleges offer housing that are not part of the Revenue Fund. Some of the housing is owned by the system and others managed under contract with a third party owner. Under Board Policy 5.9 the Board must approve room and board rates for colleges. Attachment 2B provides the proposed room and board rates for fiscal year 2011 for colleges who either own or manage student housing.

**Student union facility fees.** The facility fee supports the basic operation of the student unions, including core operations that relate to the building, but not the actual programs offered in the building. Examples of core operations are a director and supporting staff, custodial and maintenance staff and associated equipment, supplies, and other expenses such as debt service, insurance, and repair and replacement. The programming provided through the student unions is supported by the activity fee at each campus and is not part of the Revenue Fund. Examples of items covered by the activity fee are student government, student clubs and organizations, recreation, and club sports.

The facility fee is set at a maximum of \$300.00 per year. Facility fees are charged on a per credit hour basis, and vary by college or university. Currently, six universities and two colleges assess student union facility fees. Attachment 2C provides the proposed student union facility fee rates for fiscal year 2011. The proposed annual fees for fiscal year 2011 would range from \$167.04 at St. Cloud State University to \$300.00 at Southwest Minnesota State University.

**Wellness and outdoor recreation facility fees.** Three universities currently have wellness and/or outdoor recreation facilities: Minnesota State University Moorhead, Minnesota State University, Mankato, and Winona State University. The only university requesting a fee increase for fiscal year 2011 is Minnesota State University Moorhead. The university is proposing that the wellness fee be increased from \$180.00 to \$186.00 annual maximum.

Minnesota State Community and Technical College is planning a wellness center addition for its Moorhead campus and is proposing to use Revenue Bond proceeds from the 2011 revenue bond sale. The college is proposing a \$2.20 per credit hour (\$66.00 annual maximum) wellness facility fee for students at the Moorhead campus beginning in fiscal year 2011 to support the project debt service and operating costs. Students support the proposed fee.

The proposed fiscal year 2011 fees to support the wellness and outdoor recreation facilities can be found in attachment 2D.

**Parking ramp and surface lot fees.** Parking ramps and surface lots financed through the Revenue Fund must have fee rates approved by the Board. Currently, Century College, Metropolitan State University at Minneapolis Community and Technical College, and St. Cloud University have parking facilities financed through the Revenue Fund. The proposed fiscal year 2011 parking ramp and surface lot fees can be found in attachment 2E.

### **Cost of attendance**

A student's total cost of attending a college or university includes tuition, fees, room and board, books, supplies, transportation, and miscellaneous expenses. The net cost of attendance is the amount a student pays after financial aid is subtracted from the cost of attendance. The net cost can vary depending on a student's full-time or part-time status, institution of attendance, academic program choice, income, assets, and financial aid.

Need-based financial aid programs help with the difference between what it costs and what the family can be expected to pay. In fiscal year 2009 students enrolled in the Minnesota state colleges and universities received \$938.9 million of financial aid. Students received a majority of financial aid via grants (\$271 million) and loans (\$607.2 million). Table 9 shows the amount of financial aid awarded to undergraduate students within the system for fiscal year 2009.

**Table 9**

**Minnesota State Colleges and Universities  
Total Amount of Financial Aid by Type and Source  
Undergraduate Students  
Fiscal Year 2009: End of Year Data**

	<u>Federal</u>	<u>State</u>	<u>Institution</u>	<u>Private</u>	<u>Total</u>
Grants	\$167.4	\$81.8	\$8.5	\$13.3	\$271.0
Scholarships	\$0.2	\$1.6	\$13.7	\$23.7	\$39.1
Loans	\$536.1	\$35.0		\$36.0	\$607.2
Employment/Work Study	\$7.9	\$7.9	\$5.6	\$0.1	\$21.5
<b>Total</b>	<b>\$711.7</b>	<b>\$126.3</b>	<b>\$27.8</b>	<b>\$73.1</b>	<b>\$938.9</b>

Source: Office of the Chancellor Research and Planning

In fiscal year 2009, 54 percent (96,239) of students enrolled at the colleges and 60 percent (43,108) of students enrolled at the universities received at least one type of financial aid award (including loans that were accounted for in the system’s financial aid module). Of those students who received at least one type of financial aid award, the average award for students enrolled at the colleges was \$5,755 and at the universities was \$8,931. Table 10 shows fiscal year 2009 average financial aid by type of aid for undergraduate students who received at least one type of financial aid award.

**Table 10**

**Minnesota State Colleges and Universities  
Average Financial Aid by Type and Source, by Sector  
Undergraduate Students  
Fiscal Year 2009**

	<u>Colleges</u>			<u>Universities</u>		
	<u># of Awards</u>	<u>% of Students Receiving Awards</u>	<u>Average Award</u>	<u># of Awards</u>	<u>% of Students Receiving Awards</u>	<u>Average Award</u>
Grants	64,066	36%	\$2,861	22,514	32%	\$3,897
Scholarships	16,206	9%	\$1,261	10,046	14%	\$1,860
Loans	58,370	33%	\$5,742	34,686	49%	\$7,842
Employment/Work Study	6,587	4%	\$2,273	3,123	4%	\$2,103
<b>Average All Awards</b>	<b>96,239</b>	<b>54%</b>	<b>\$5,755</b>	<b>43,108</b>	<b>60%</b>	<b>\$8,931</b>

Source: Office of the Chancellor Research and Planning



The Board will be taking action on the fiscal year 2011 tuition and fee structure contained in this report. Colleges and universities can only assess fees that are set in Board policy. Tuition and fee rates vary by college and university as a result of local decisions on tuition rate changes and identifying specific fees to assess and the rate for those fees. For example, all colleges and universities charge a per-credit technology fee that ranges from \$1.00 to \$10.00 per credit. Fifteen colleges and universities charge a health services fee and five universities charge an athletic fee. Some colleges and universities charge a per-credit parking fee while others charge a flat amount for a parking permit. Detailed fee rates can be found in the supplemental packet.

Table 11 shows the proposed overall average annual tuition and fee rates for fiscal year 2011. The fees include athletics, health services, parking (per-credit), technology, statewide student association, and student activity/life as well as the Revenue Fund fees for student union facility, wellness centers, and outdoor recreation centers. Based on information provided in this report, the proposed fiscal year 2011 average annual tuition and fees at the two-year colleges is \$4,990. For colleges with Revenue Fund fees, the average annual tuition and fees is \$5,129. The average annual tuition and fees for state universities is \$6,912 which includes student union facility and wellness center fees.

**Table 11**

**Minnesota State Colleges and Universities  
Proposed Fiscal Year 2011 Annual Tuition and Fees**

	<u><b>Tuition and Fees</b></u>
Average two-year college	\$4,990
Average two-year college (includes student union facility and wellness center fees)	\$5,129
Average four-year college (includes student union facility and wellness/recreation center fees)	\$6,912

**Student consultation process**

Colleges and universities have been discussing the fiscal year 2011 budget with campus constituents for several months. The supplemental packet includes student consultation letters for each college and university. Also included in the packet is a document that summarizes the student consultation letters. Overall, the students are satisfied that the consultation process went well and that their administrators are working hard to fully include them in the budget review process. Generally, the students are confident that their administrators are diligently working in the best interest of students. Letters indicate that

the students were given sufficient information along with sufficient time to discuss the issues thoroughly and ask questions. Many campuses provide multiple opportunities for consultation and inclusion in the process.

**Reserves**

Board Policy 5.10 and Procedure 5.10.1 set requirements for designated cash reserve levels. The policy requires colleges and universities to maintain general fund cash reserves in the range of five to seven percent of general fund cash-basis operating revenues through designation as a special reserve amount. In addition, the policy allows the system to maintain a reserve up to two percent of the total state appropriation. Colleges and universities have been gradually building reserves in order to attain the five to seven percent level.

Colleges and universities are projecting reserve levels totaling \$77.7 million at the end of fiscal year 2010, which represents approximately 5.4 percent of general fund revenues. (Table 12) Overall reserve levels are expected to increase another \$5.6 million between fiscal year 2010 and 2011. Reserve levels for each college and university can be found in the supplemental packet.

**Table 12**                      **Minnesota State Colleges and Universities**  
**Reserves Outlook**  
(\$ in millions)

<u>Fiscal Year</u>	<u>Total</u>	<u>% of Revenues</u>
2002	\$39.7	4.3%
2003	\$38.1	3.7%
2004	\$45.3	4.2%
2005	\$51.3	4.7%
2006	\$56.7	4.6%
2007	\$63.1	5.2%
2008	\$70.8	5.5%
2009	\$72.1	5.2%
2010 est.	\$77.7	5.4%
2011 est.	\$81.3	5.5%

The system’s reserve level is projected to be at \$8.7 million (1.4 percent of state appropriation) at the end of fiscal year 2010 and increase to \$9 million in fiscal year 2011. During fiscal year 2010, system reserves were used as follows:

- Dakota County Technical College: \$1.9 million for property acquisition.
- Minnesota State University Moorhead: \$350,000 to assist with the strategic restructuring being undertaken at the university.

## IV. Recommended Motions

### RECOMMENDED COMMITTEE MOTION:

The Finance, Facilities, and Technology Committee recommends that the Board of Trustees adopt the following motion:

- a. Adopt the annual total operating budget and general fund budget for fiscal year 2011 in Tables 6 and 7. Per Board Policy 5.9, the Board of Trustees will be periodically provided systemwide budget updates for all funding sources on an exception reporting basis.
- b. Approve the proposed tuition structure recommendations for fiscal year 2011 as detailed in attachments 1A through 1D. The percentage impact of residence tuition rates represents the maximum amount that can be applied to other tuition rates charged by the college or university not impacted by reciprocity agreements such as nonresident and off campus rates.

The tuition increase is effective Summer Term or Fall Term 2010 at the discretion of the president. The Chancellor is authorized to approve tuition structures for new courses or programs proposed after this date, as well as any required technical adjustments, and is requested to incorporate any approvals at the time fiscal year 2012 tuition recommendations are presented to the Board of Trustees. The Board of Trustees continues the policy of market-driven tuition for closed enrollment courses, customized training, non-credit instruction, continuing education, distance learning, and contract postsecondary enrollment option programs.

- c. Approve the Revenue Fund fiscal year 2011 fees for room and board, student union, wellness and outdoor recreation facilities, and parking ramps/surface lots as detailed in attachments 2A and 2C through 2E.
- d. Approve the fiscal year 2011 fees for room and board for colleges who either own or manage student housing as detailed in attachment 2B.

### RECOMMENDED BOARD OF TRUSTEES MOTION:

- a. Adopt the annual total operating budget and general fund budget for fiscal year 2011 in Tables 6 and 7. Per Board Policy 5.9, the Board of Trustees will be periodically provided systemwide budget updates for all funding sources on an exception reporting basis.
- b. Approve the proposed tuition structure recommendations for fiscal year 2011 as detailed in attachments 1A through 1D. The percentage impact of residence

**Minnesota State Colleges and Universities  
Resident Undergraduate (UG) Tuition Rates for FY2011**

Institution	FY2010 TUITION RATE PER CREDIT	FY2011 \$ INCREASE PER CREDIT MAX	FY2011 TUITION RATE PER CREDIT	FY2010 Annual Change (30 credits)
-------------	---	--	---	---

**STATE COLLEGES**

Alexandria TC	141.64	7.15	148.79	214.50
Anoka Ramsey CC	126.87	7.15	134.02	214.50
Anoka TC	147.24	7.15	154.39	214.50
Central Lakes College	139.94	7.15	147.09	214.50
Century College	141.75	7.15	148.90	214.50
Dakota County TC	151.33	7.15	158.48	214.50
Fond du Lac Tribal & CC	139.94	7.01	146.95	210.30
Hennepin TC	139.75	6.95	146.70	208.50
Inver Hills CC	146.92	5.15	152.07	154.50
Lake Superior College	129.00	7.15	136.15	214.50
Minneapolis College	143.50	4.25	147.75	127.50
Minnesota SC - Southeast Technical	147.91	7.15	155.06	214.50
Minnesota State College	146.50	4.40	150.90	132.00
Minnesota West College	151.46	7.15	158.61	214.50
Normandale CC	143.61	7.15	150.76	214.50
North Hennepin CC	146.59	7.15	153.74	214.50
Northeast Higher Ed District				
Hibbing College	138.58	7.15	145.73	214.50
Itasca CC	138.58	7.15	145.73	214.50
Mesabi Range College	138.58	7.15	145.73	214.50
Rainy River CC	138.58	7.15	145.73	214.50
Vermilion CC	138.58	7.15	145.73	214.50
Northland College	147.40	5.16	152.56	154.80
Northwest Technical College-Bemidji	155.40	7.15	162.55	214.50
Pine TC	135.50	6.78	142.28	203.40
Ridgewater College	143.43	7.15	150.58	214.50
Riverland College	145.40	7.15	152.55	214.50
Rochester College	145.30	7.15	152.45	214.50
Saint Paul College	142.65	7.00	149.65	210.00
St. Cloud TC	143.34	6.45	149.79	193.50
South Central College	141.95	7.10	149.05	213.00

**STATE UNIVERSITIES**

Metropolitan SU	181.50	9.85	191.35	295.50
St. Cloud SU	189.65	9.85	199.50	295.50

**Minnesota State Colleges and Universities  
Resident Undergraduate (UG) Banded Tuition Rates for FY2011**

Institution	Credits	FY2010 Banded Tuition Rate	FY2011 \$ Increase	FY2011 Banded Tuition Rate	FY2011 Annual Change (30 credits)
Bemidji SU	1-11	\$222.30	\$9.85	\$232.15	\$286
	12-18	\$3,176.15	\$142.85	\$3,319.00	
	19+	\$3,176.15+\$222.30/credit		\$3,319+\$232.15/credit	
Minnesota SU Moorhead	1-11	\$191.90	\$9.85	\$201.75	\$296
	12-18	\$2,974.00	\$153.00	\$3,127.00	
	19+	\$2,974+\$191.91/credit		\$3,127+\$201.75/credit	
Minnesota SU, Mankato	1-11	\$228.10	\$9.85	\$237.95	\$296
	12-18	\$2,876.10	\$147.75	\$3,023.85	
	19+	\$2,876.10+\$320/credit		\$3,023.85+\$320/credit	
Southwest MN SU	1-11	\$196.10	\$9.85	\$205.95	\$296
	12-18	\$3,032.50	\$147.75	\$3,180.25	
	19+	\$3,032.50+\$196.10/credit		\$3,180.25+\$205.95/credit	
Winona SU	1-11	\$200.05	\$9.85	\$209.90	\$296
	12-18	\$3,026.50	\$147.75	\$3,174.25	
	19+	\$3,026.50+\$200.05/credit		\$3,174.25+\$209.90/credit	

**Minnesota State Colleges and Universities  
Resident Graduate (GR) Tuition Rates for FY2011**

Institution	FY2010 TUITION RATE PER CREDIT	FY2011 \$ INCREASE PER CREDIT	Board Approved FY2011 TUITION RATE PER CREDIT	FY2011 Annual Impact on a Full Time Student (20 credits)
-------------	--------------------------------------	-------------------------------------	---	--

**Masters**

Bemidji SU	\$316.00	\$14.25	\$330.25	\$285.00
Metropolitan SU	\$276.00	\$15.35	\$291.35	\$307.00
Minnesota SU Moorhead	\$282.25	\$14.48	\$296.73	\$289.60
Minnesota SU, Mankato	\$298.00	\$14.90	\$312.90	\$298.00
Southwest Minnesota SU	\$304.85	\$15.25	\$320.10	\$305.00
St. Cloud SU	\$289.85	\$14.50	\$304.35	\$290.00
Winona SU	\$307.70	\$15.40	\$323.10	\$308.00

**Doctoral**

Institution/Program	FY2010 TUITION RATE PER CREDIT	FY2011 \$ INCREASE PER CREDIT	Board Approved FY2011 TUITION RATE PER CREDIT	FY2011 Annual Impact on a Full Time Student (20 credits)
---------------------	--------------------------------------	-------------------------------------	---	--

Metropolitan SU - Nursing (DNP)	\$699.00	\$36.00	\$735.00	\$720.00
Metropolitan SU - College of Mgmt (DBA)	new	New	\$750.00	\$0.00
Minnesota SU Moorhead - Nursing (DNP)	\$699.00	\$36.00	\$735.00	\$720.00
Minnesota SU, Mankato - Nursing (DNP)	\$699.00	\$36.00	\$735.00	\$720.00
Minnesota SU, Mankato - Psychology (Psy D)	\$432.60	\$21.65	\$454.25	\$433.00
Minnesota SU, Mankato - Education (CSP)	\$432.60	\$21.65	\$454.25	\$433.00
Minnesota SU, Mankato - Ed Ldrship	\$432.60	\$21.65	\$432.60	
St. Cloud SU - Education, Higher Education Administration Cohort 1	\$475.00	\$25.00	\$500.00	\$500.00
St. Cloud SU - Education, Higher Education Administration Cohort 2	\$475.00	\$25.00	\$500.00	\$500.00
St. Cloud SY-Education, Higher Education	\$475.00	\$0.00	\$475.00	\$0.00
Winona SU - Nursing (DNP)	\$699.00	\$36.00	\$735.00	\$720.00

**Minnesota State Colleges and Universities  
Program and Course Tuition Rates for FY2011**

Institution	Program/Course Name	FY2010 Tuition Rate Per Credit	FY2011 \$ Increase Per Credit	Board Approved FY2011 Tuition Rate Per Credit
<b>PROGRAMS:</b>				
Alexandria TC	Law Enforcement Skills	180.96	4.04	185.00
Alexandria TC	Law Enforcement Skills - SCSU	180.96	14.04	195.00
Anoka-Ramsey	Nursing	162.59	8.13	170.72
Anoka TC	Judicial Reporting/Broadcast Captioning AAS	266.56	0.00	266.56
Bemidji State University	Nursing (NRSG)	247.30	9.85	257.15
Bemidji State University	Tech Studies: Off Campus	237.30	9.85	247.15
Bemidji State University	Tech Studies: On Campus	247.30	9.85	257.15
Bemidji State University	Mass Communications Department (MASC)	242.30	9.85	252.15
Bemidji State University	Music (MUSC) - New for AY10/11	NEW		247.15
Central Lakes College	Horticulture and Landscape	144.94	22.15	167.09
Central Lakes College	Occupational Skills	149.94	7.15	157.09
Central Lakes College	Communication Art & Design	144.94	7.15	152.09
Central Lakes College	Diesel Mechanics	154.94	32.15	187.09
Central Lakes College	Heavy Equipment	149.94	12.15	162.09
Central Lakes College	Machine Trades	154.94	7.15	162.09
Central Lakes College	Mechanical Drafting	144.94	7.15	152.09
Central Lakes College	Photo Imaging	144.94	7.15	152.09
Central Lakes College	Welding	174.94	7.15	182.09
Central Lakes College	Automotive Technology - NEW	New		167.09
Central Lakes College	Marine & Small Engines - NEW	New		157.09
Century College	Orthotic Practitioner & Prosthetic Practitioner	163.00	8.15	171.15
Century College	Orthotic Technician & Prosthetic Technician	163.00	8.15	171.15
Century College	Nursing	172.00	8.60	180.60
Century College	Dental Hygiene	163.00	8.15	171.15
Century College	Dental Assisting	163.00	8.15	171.15
Dakota County TC	Heavy Construction Equipment Technology	New		163.48
Dakota County TC	Concrete and Masonry Technology	New		168.48
Dakota County TC	Welding Technology	New		168.48
Dakota County TC	Heavy Duty Truck Technology	New		163.48
Hennepin Technical College	Child Dev	New		148.70
Hennepin Technical College	Law Enforcement Skills	New		221.65
Hibbing Community College	Law Enforcement Skills: On Campus	222.00	11.46	233.46
Hibbing Community College	Law Enforcement Skills: Off Campus-Brainerd/Worthington	248.00	12.80	260.80
Hibbing Community College	Law Enforcement Skills: Off Campus-Mankato	237.00	12.23	249.23
Itasca Community College	Nursing	160.00	7.15	167.15
Inver Hills Community College	Nursing	172.00	8.60	180.60
Lake Superior College	Architectural Drafting	149.00	7.15	156.15
Lake Superior College	Engineering CAD	149.00	7.15	156.15
Lake Superior College	Media Production	149.00	7.15	156.15
Lake Superior College	Building Construction	159.00	7.15	166.15

Institution	Program/Course Name	FY2010 Tuition Rate Per Credit	FY2011 \$ Increase Per Credit	Board Approved FY2011 Tuition Rate Per Credit
Lake Superior College	Civil Engineering Technology	159.00	7.15	166.15
Lake Superior College	Computer Information Systems	159.00	7.15	166.15
Lake Superior College	Commerical and Residential Wiring	159.00	7.15	166.15
Lake Superior College	Electronics/Industrial Controls	159.00	7.15	166.15
Lake Superior College	Truck Driving	159.00	7.15	166.15
Lake Superior College	Auto Body	169.00	7.15	176.15
Lake Superior College	Auto Service	169.00	7.15	176.15
Lake Superior College	Integrated Manufacturing	169.00	7.15	176.15
Lake Superior College	Machine Tool	169.00	7.15	176.15
Lake Superior College	Welding	169.00	7.15	176.15
Lake Superior College	Fire Technology	169.00	7.15	176.15
Lake Superior College	Massage Therapy	174.00	7.15	181.15
Lake Superior College	Nursing (NURS)	194.00	7.15	201.15
Lake Superior College	Physical Therapy Assistant	174.00	7.15	181.15
Lake Superior College	Practical Nursing (NUPN)	194.00	7.15	201.15
Lake Superior College	PN Mobility	194.00	7.15	201.15
Lake Superior College	Respiratory Care Practitioner	174.00	7.15	181.15
Lake Superior College	Dental Hygiene	179.00	7.15	186.15
Lake Superior College	Medical Assistant	174.00	7.15	181.15
Lake Superior College	Medical Lab Assistant	174.00	7.15	181.15
Lake Superior College	Diagnostic Medical Songraphy	189.00	7.15	196.15
Lake Superior College	Radiological Technician	179.00	7.15	186.15
Lake Superior College	Nursing Assistant	144.00	7.15	151.15
Lake Superior College	Surgical Technician	174.00	7.15	181.15
Mesabi Range College	Maintenance Mechanics	138.03	3.00	141.03
Mesabi Range College	Welding (AWS Certification)	143.03	7.50	150.53
Mesabi Range College	Graphic Arts	140.53	5.00	145.53
Mesabi Range College	Paramedic	145.53	10.00	155.53
Metropolitan SU	Law Enforcement Skills	358.00	19.90	377.90
Metropolitan SU	BSN Nursing program	237.00	13.18	250.18
Metropolitan SU	MSN Nursing program	358.00	19.90	377.90
Metropolitan SU	Online MBA	419.00	23.30	442.30
Metropolitan SU	Wound, Ostomy, Continenence MSN specialty track	474.00	26.35	500.35
Metropolitan SU	BS Dental Hygiene	237.00	13.18	250.18
Metropolitan SU	Oral Health Care Practioner	358.00	19.90	377.90
Minneapolis College	Law Enforcement	215.00	6.45	221.45
Minneapolis College	Screen Writing	215.00	6.45	221.45
Minneapolis College	Nursing	175.00	6.45	181.45
Minneapolis College	Film and Video	215.00	6.45	221.45
Minneapolis College	Sound Arts	215.00	6.45	221.45
Minneapolis College	Air Traffic Control	215.00	6.45	221.45
Minnesota SC-Southeast Technical	Truck Driving (TRDR)	172.91	12.15	185.06
Minnesota SC-Southeast Technical	Welding Technologies (WELD)	167.91	7.15	175.06
Minnesota SC-Southeast Technical	Machine Tool & Die (MTDM)	157.91	7.15	165.06
Minnesota SC-Southeast Technical	Auto Body Collision Technology (ABCT)	157.91	7.15	165.06
Minnesota SC-Southeast Technical	Automotive Technology (AUTO)	157.91	7.15	165.06
Minnesota SC-Southeast Technical	Heating,ventilation,Air Conditioning & refridgeration(HVAC)	157.91	7.15	165.06
Minnesota SC-Southeast Technical	Electronics Technology (ELEC)	157.91	7.15	165.06



Institution	Program/Course Name	FY2010 Tuition Rate Per Credit	FY2011 \$ Increase Per Credit	Board Approved FY2011 Tuition Rate Per Credit
Minnesota SC-Southeast Technical	Comp 2510 Introduction to Computers	157.91	7.15	165.06
Minnesota SC-Southeast Technical	Chem 2518 General, Organic, & Biochemistry I	157.91	7.15	165.06
Minnesota SC-Southeast Technical	BIOL 2512 Anatomy & Physiology II	157.91	7.15	165.06
Minnesota SC-Southeast Technical	BIOL 2511 Anatomy & Physiology I	157.91	7.15	165.06
Minnesota SC-Southeast Technical	COMP 2525 Computers: Issues and Applications II	147.91	17.15	165.06
Minnesota SC-Southeast Technical	COMP 2520 Introduction to Graphic Design	147.91	17.15	165.06
Minnesota SC-Southeast Technical	HUMA 2540 Introduction to Multimedia and Digital Arts	147.91	17.15	165.06
Minnesota SC-Southeast Technical	HUMA 2525 Digital Photography	147.91	17.15	165.06
Minnesota SC-Southeast Technical	HUMA 2520 Film Studies	147.91	17.15	165.06
Minnesota SC-Southeast Technical	BIOL 2501 Introduction to Biology	147.91	17.15	165.06
Minnesota SC-Southeast Technical	BIOL 2530 Microbiology	147.91	17.15	165.06
Minnesota SC-Southeast Technical	CHEM 2522 Environmental Chemistry	147.91	17.15	165.06
Minnesota SC-Southeast Technical	CHEM 2525 Introduction to Forensic Science	147.91	17.15	165.06
Minnesota SC-Southeast Technical	Practical Nursing (HEAL)	167.91	7.15	175.06
Minnesota SC-Southeast Technical	Nurse Mobility (NURS)	167.91	7.15	175.06
Minnesota SC-Southeast Technical	INDS 1628 Introduction to Welding Technologies	147.91	27.15	175.06
Minnesota SC-Southeast Technical	INDS 1629 Welding Technologies II	147.91	27.15	175.06
Minnesota SC-Southeast Technical	INDS 1630 Welding Technologies III	147.91	27.15	175.06
Minnesota SC-Southeast Technical	INDS 1632 Oxy-Fuel Welding Fundamentals	147.91	27.15	175.06
Minnesota SC-Southeast Technical	Musical String Instrument Repair (MSIR)	167.91	7.15	175.06
Minnesota SC-Southeast Technical	Band Instrument Repair (BIRT)	167.91	7.15	175.06
Minnesota State C&TC	Electrical Lineworker	176.50	4.40	180.90
Minnesota State C&TC	Radiology Technician	176.50	4.40	180.90
Minnesota State C&TC	Dental Hygiene	199.75	0.00	199.75
Minnesota West CC/TC	Truck Driving	242.74	7.15	249.89
Minnesota SU Moorhead	Mass Communications	199.40	9.85	209.25
Minnesota SU Moorhead	Construction Management	196.90	10.85	207.75
Minnesota SU Moorhead	Engineering	196.90	10.85	207.75
Minnesota SU Moorhead	Technology	196.90	10.85	207.75
Minnesota SU Moorhead	Graphic Communications	206.90	9.85	216.75
Minnesota SU Moorhead	Athletic Training; all AT rubric courses except 120, 320, 420, 460	206.90	19.85	226.75
Minnesota SU Moorhead	Nursing (undergraduate)	241.90	9.85	251.75
Minnesota SU Moorhead	Nursing (graduate)	332.25	14.48	346.73
Minnesota SU Moorhead	Chemistry; all CHEM rubric courses except 102, 105, 304	206.90	9.85	216.75
Minnesota SU Moorhead	School Psychology (master's)	new		375.00

Institution	Program/Course Name	FY2010 Tuition Rate Per Credit	FY2011 \$ Increase Per Credit	Board Approved FY2011 Tuition Rate Per Credit
Minnesota SU, Mankato	On Campus MBA Program	498.00	14.90	512.90
Minnesota SU, Mankato	Twin Cities MBA Program	630.00	14.90	644.90
Minnesota SU, Mankato	Twin Cities MPA Program	357.60	14.90	372.50
Minnesota SU, Mankato	Twin Cities undergraduate courses (resident)	278.10	9.85	287.95
Minnesota SU, Mankato	Twin Cities Graduate courses (resident)	348.00	14.90	362.90
Minnesota SU, Mankato	Masters in Speech &Hearing & Rehab (online)	482.00	24.10	506.10
Minnesota SU, Mankato	Masters of Social Work	348.00	14.90	362.90
Minnesota SU, Mankato	Master in Science in Teaching & Learning (For Professional Development contract only)	200.00	0.00	200.00
Minnesota SU, Mankato	Graduate Teacher Licensure	348.00	14.90	362.90
Normandale CC	Global Career Development Facilitator Program	172.19		172.19
North Hennepin CC	Nursing	168.69	8.45	177.14
Northland College	Cardiovascular Tech	167.40	5.16	172.56
Northland College	Commercial Vehicle Operations	268.00	0.00	268.00
Northland College	Fire Technology	167.40	5.16	172.56
Northland College	Occupational Therapy Assistant	167.40	5.16	172.56
Northland College	Paramedicine	167.40	5.16	172.56
Northland College	Pharmacy Technology	167.40	5.16	172.56
Northland College	Physical Therapist Assistant	167.40	5.16	172.56
Northland College	Practical Nursing	167.40	5.16	172.56
Northland College	Radiologic Technology	167.40	5.16	172.56
Northland College	Registered Nurse	167.40	5.16	172.56
Northland College	Respiratory Therapist	167.40	5.16	172.56
Northland College	Surgical Technology	167.40	5.16	172.56
Northland College	Aviation - Subject to phase in during FY09 & FY10	183.10	6.41	189.51
Northwest Technical College - Bemidji	Auto Machinist	182.50	8.20	190.70
Northwest Technical College - Bemidji	Automotive Service Technology	166.25	7.50	173.75
Northwest Technical College - Bemidji	Nursing	166.25	7.50	173.75
Northwest Technical College - Bemidji	Dental Assistant	166.25	7.50	173.75
Northwest Technical College - Bemidji	HVAC Residential Plumbing	166.25	7.50	173.75
Northwest Technical College - Bemidji	Construction Electricity	166.25	7.50	173.75
Northwest Technical College - Bemidji	Model Making	166.25	7.50	173.75
Pine TC	Gunsmithing	145.50	7.28	152.78
Pine TC	Manufacturing	140.50	7.03	147.53
Pine TC	Nursing	New		162.28
Pine TC	Early Childhood Development	New		144.28
Rainy River Community College	Industrial Technology	160.00	7.15	167.15
Rainy River Community College	Nursing	160.00	7.15	167.15
Riverland College	Truck Driving	245.40	7.15	252.55
Riverland College	Independent Studies	220.40	7.15	227.55
Riverland College	A.D. Nursing	175.40	7.15	182.55
Riverland College	Cisco Network Associate Program	170.40	7.15	177.55
Riverland College	Microsoft Systems Administrator	170.40	7.15	177.55
Riverland College	Microsoft Systems Engineer	170.40	7.15	177.55

Institution	Program/Course Name	FY2010 Tuition Rate Per Credit	FY2011 \$ Increase Per Credit	Board Approved FY2011 Tuition Rate Per Credit
Riverland College	Multimedia	170.40	7.15	177.55
Riverland College	Web Page Design	170.40	7.15	177.55
Riverland College	Webmaster	170.40	7.15	177.55
Riverland College	Pharmacy Technician	175.40	7.15	182.55
Riverland College	Radiography AAS	175.40	7.15	182.55
Rochester College	Computer Aided Drafting	165.30	7.15	172.45
Rochester College	Digital Arts	165.30	7.15	172.45
Rochester College	Automobile Mechanics (AMT)	150.30	17.15	167.45
Rochester College	Building Utilities Mechanic (BU)	150.30	7.15	157.45
Rochester College	Carpentry (CR)	150.30	7.15	157.45
Rochester College	EMC	147.80	7.15	154.95
Rochester College	EMT	149.80	9.65	159.45
Rochester College	Intensive Care Paramedic	150.30	7.15	157.45
Rochester College	Equine Science (EQSC)	205.30	7.15	212.45
Rochester College	Heating, Ventilation, Air Conditioning (HVAC)	150.30	7.15	157.45
Rochester College	LAWE - Law enforcement	155.30	7.15	162.45
Rochester College	LAWS - Law Enforcement Skills	245.30	7.15	252.45
Southwest Minnesota SU	Hospitality/Culinology Food Prep	221.10	9.85	230.95
Southwest Minnesota SU	Science Labs	211.10	9.85	220.95
Southwest Minnesota SU	Studio Art	211.10	9.85	220.95
Southwest Minnesota SU	Intro to Art/Elementary Art	203.10	9.85	212.95
Southwest Minnesota SU	TELL Program (Teaching English Language Learners)	200.10	9.85	209.95
Southwest Minnesota SU	Off Camp Grad Education 11/12	New		340.00
Southwest Minnesota SU	Off Camp Grad Education 10/11	315.00		315.00
Southwest Minnesota SU	Off camp Grad Education 11/12 (program tuition/semester)	100.00		100.00
Southwest Minnesota SU	Off Campus Education Graduate Program	355.60	17.90	373.50
Southwest Minnesota SU	Off Campus MBA & Management Graduate Program	355.60	17.90	373.50
Saint Paul College	Respiratory Therapy	192.50	9.50	202.00
St. Cloud TC	Dental Hygiene	164.84	8.46	173.30
St. Cloud TC	Dental Assisting	New	New	173.30
St. Cloud TC	Invasive Cardiovascular Technology	164.84	8.46	173.30
St. Cloud TC	Echocardiography	164.84	8.46	173.30
St. Cloud TC	Sonography	164.84	8.46	173.30
St. Cloud TC	Paramedicine	164.84	8.46	173.30
St. Cloud TC	Associate Degree of Nursing	New	New	200.00
St. Cloud TC	Surgical Technology	164.84	8.46	173.30
St. Cloud TC	LPN	164.84	8.46	173.30
St. Cloud SU	Twin Cities Graduate Center MBA	675.00	20.00	695.00
St. Cloud SU	St. Cloud MBA	460.00	25.00	485.00
St. Cloud SU	Non Gen Ed Undergraduate Art	206.15	15.25	221.40
St. Cloud SU	Undergraduate Nursing	205.15	20.25	225.40
St. Cloud SU	Master of Engineering Management	550.00	0.00	550.00
St. Cloud SU	Master of Regulatory Affairs and Services	750.00	0.00	750.00
St. Cloud SU	Master of Applied Clinical Research	0.00	750.00	750.00
St. Cloud SU	Off Campus Behavioral Analysis	0.00	455.00	455.00
St. Cloud SU	Off Campus North Branch Cohort	0.00	347.25	347.25
St. Cloud SU	Off Campus Workshop	0.00	347.25	347.25
St. Cloud SU	Correctional Facility Education	0.00	303.00	303.00
St. Cloud SU	Off Campus Undergraduate	0.00	236.00	236.00
St. Cloud SU	Off Campus Graduate	0.00	347.25	347.25
St. Cloud SU	Off Campus Undergraduate Continuing Education	246.90	12.60	259.50
St. Cloud SU	Off Campus Undergraduate ITV Continuing Education	246.90	12.60	259.50
St. Cloud SU	Off Campus Graduate ITV Continuing Education	346.25	17.35	363.60

Institution	Program/Course Name	FY2010 Tuition Rate Per Credit	FY2011 \$ Increase Per Credit	Board Approved FY2011 Tuition Rate Per Credit
Winona SU	International Institutes	450.00		450.00
Winona SU	Math Sciences Teaching Academy	125.00		125.00
Winona SU	Early Childhood Special Education (Rochester)	375.00		375.00
Winona SU	Study Abroad/Travel Studies Program	400.00		400.00
Winona SU	Criminal Justice - Rochester Campus	250.00		250.00
Winona SU	Teacher Preparation Collaborative Certificate	400.00		400.00
Winona SU	Professional Development for Educators	125.00		125.00
Winona SU	Undergraduate Nursing Program	New		244.00
Winona SU	Graduate Nursing Program	New		387.00

<b>COURSES:</b>
-----------------

Alexandria TC	Scalable Network Design	182.66	0.00	182.66
Alexandria TC	Remote Access Solutions	182.66	0.00	182.66
Alexandria TC	Multilayer LAN Switching	182.66	0.00	182.66
Alexandria TC	Internetwork Troubleshooting	182.66	0.00	182.66
Alexandria TC	Psychiatric Clinical	173.55	0.00	173.55
Alexandria TC	Medical Clinical	173.55	0.00	173.55
Alexandria TC	Surgical Clinical	173.55	0.00	173.55
Alexandria TC	OB/Peds Clinical	173.55	0.00	173.55
Alexandria TC	Comprehensive Clinical I	138.68	34.87	173.55
Alexandria TC	Comprehensive Clinical II	138.68	34.87	173.55
Alexandria TC	Turning II	138.68	30.00	168.68
Alexandria TC	Milling II	138.68	30.00	168.68
Alexandria TC	CNC Machining Operations I	138.68	30.00	168.68
Alexandria TC	CNC Machining Operations II	138.68	30.00	168.68
Alexandria TC	Operation of Commercial Vehicle	276.30	0.00	276.30
Alexandria TC	Concrete Site Prep	173.55	0.00	173.55
Alexandria TC	Basics in Brick & Block	173.55	0.00	173.55
Alexandria TC	Integrated Masonry Systems	173.55	0.00	173.55
Alexandria TC	Integrated Concrete Systems	173.55	0.00	173.55

Bemidji State University	Biology - Medical Microbiology (BIOL 3755)	262.30	9.85	272.15
Bemidji State University	Biology - Human Biology (BIOL 1110 lab)	229.80	9.85	239.65
Bemidji State University	Biology - Introductory Biology I & II (BIOL 1211 /1212lab)	229.80	9.85	239.65
Bemidji State University	Biology - Human Anat & Phys (BIOL 2110 lab)	229.80	9.85	239.65
Bemidji State University	Biology - Invertebrate Zoology (BIOL 2310)	229.80	9.85	239.65
Bemidji State University	Biology - Field/Lab Mthd Gen Ecol (BIOL 2620)	237.30	9.85	247.15
Bemidji State University	Biology - Field Biology (BIOL 3100/5100)	229.80	9.85	239.65
Bemidji State University	Biology - Soils (BIOL 3120/5120)	229.80	9.85	239.65
Bemidji State University	Biology - Freshwater Invertebrates (BIOL 3200/5200)	229.80	9.85	239.65
Bemidji State University	Biology - Compar Vertebrate (BIOL 3250)	229.80	9.85	239.65
Bemidji State University	Biology - Medical Physiology (BIOL 3260)	229.80	9.85	239.65
Bemidji State University	Biology - Intro To Hematology (BIOL 3300)	237.30	9.85	247.15
Bemidji State University	Biology - Entomology (BIOL 3310/5310)	229.80	9.85	239.65
Bemidji State University	Biology - Limnology I & II (BIOL 3361/5361/ 3362/5362)	229.80	9.85	239.65
Bemidji State University	Biology - Molecular Genetics: Theory & Practice (BIOL 3380/5380) CEL molecular genetics	237.30	9.85	247.15
Bemidji State University	Biology - Immunology (BIOL 3580/5580)	237.30	9.85	247.15
Bemidji State University	Biology - Ornithology (BIOL 3510/5510)	229.80	9.85	239.65
Bemidji State University	Biology - Cell Biology (BIOL 3590)	237.30	9.85	247.15
Bemidji State University	Biology - Forest Ecology (BIOL 3623/5623)	229.80	9.85	239.65
Bemidji State University	Biology - Radiobiology (BIOL 3660/5660)	237.30	9.85	247.15
Bemidji State University	Biology - Microbiology (BIOL 3710/5710)	237.30	9.85	247.15
Bemidji State University	Biology - Plant Form and Function (BIOL 3720/5720)	229.80	9.85	239.65
Bemidji State University	Biology - Plant Diversity (BIOL 3730/5730)	229.80	9.85	239.65
Bemidji State University	Biology - Aquatic Plants (BIOL 3830/5830)	229.80	9.85	239.65

Institution	Program/Course Name	FY2010 Tuition Rate Per Credit	FY2011 \$ Increase Per Credit	Board Approved FY2011 Tuition Rate Per Credit
Bemidji State University	Biology - Wetlands Ecology Lab ( BIOL 3844/5844)	237.30	9.85	247.15
Bemidji State University	Biology - 3930/5930 Develpmental and Tumor Biology New	NEW		247.15
Bemidji State University	Biology 5545 Ichthyology New	NEW		247.15
Bemidji State University	Biology - Wetland Delineation and Classification (BIOL 4030/5030)	229.80	9.85	239.65
Bemidji State University	Biology - Advanced Webland Delineation and Classification (BIOL 4031/5031)	237.30	9.85	247.15
Bemidji State University	Biology - Parasitoloty (BIOL 4210/5210)	229.80	9.85	239.65
Bemidji State University	Biology - Histology (BIOL 4220/5220)	229.80	9.85	239.65
Bemidji State University	Biology - Mammology (BIOL 4520/5520)	229.80	9.85	239.65
Bemidji State University	Biology - Ichthyology (BIOL 4534)	229.80	9.85	239.65
Bemidji State University	Biology - Fisheries Management (BIOL 4545/5545)	229.80	9.85	239.65
Bemidji State University	Biology - Advanced Lab Projects in Biology I & II (BIOL 4894/4895)	237.30	9.85	247.15
Bemidji State University	Biology - Advanced Field Projects in Biology I & II (BIOL 4896/4897)	237.30	9.85	247.15
Bemidji State University	Biology - Internship Clinical Lab Science	NEW		282.15
Bemidji State University	Biology - 5250 Comparative Vertebrate Anatomy - New	NEW		239.65
Bemidji State University	Biology - 5260 Medical Physiology - New	NEW		239.65
Bemidji State University	Biology - 5590 Cell Biology - New	NEW		247.15
Bemidji State University	Biology - Advanced Grad. Laboratory Thesis Project (BIOL 6894/6895)	237.30	9.85	247.15
Bemidji State University	Biology - Advanced Grad. Field Thesis Proj. (BIOL 6896/6897)	237.30	9.85	247.15
Bemidji State University	Biology - Intro Anatomy Physiology I & II (BIOL 1960/1962) NTC specific -special purpose instructions	229.80	9.85	239.65
Bemidji State University	Biology - Inro microbiology (BIOL 1960/1962) NTC specific special purpose instruction	229.80	9.85	239.65
Bemidji State University	Chem -General Chemistry I &II (CHEM 1111/1112)	227.30	9.85	237.15
Bemidji State University	Chem - Principles of Chemistry I & II (CHEM 1211/1212)	227.30	9.85	237.15
Bemidji State University	Chem - Organic Chemistry I & II (CHEM 2371/2372)	242.30	9.85	252.15
Bemidji State University	Chem - Allied Health Lab (CHEM )	232.30	9.85	242.15
Bemidji State University	Chem - Analytical Chem Lab (CHEM 2570)	242.30	9.85	252.15
Bemidji State University	Chem - Biochemistry Lab I & II (CHEM 3471/3472/5471/5472)	237.30	9.85	247.15
Bemidji State University	Chem - Physical Chemistry Lab I & II (CHEM 3771/3772/5771/5772)	237.30	9.85	247.15
Bemidji State University	Chem - Inorganic Chem Lab I (CHEM 3871)	237.30	9.85	247.15
Bemidji State University	Chem - Instrmtl Analys Lab I (CHEM 4571)	237.30	9.85	247.15
Bemidji State University	PE -Athletic Training (PHED 3190/5190)	232.30	9.85	242.15
Bemidji State University	Physics - Lab (PHYS 1101/1102/2101/2102)	227.30	9.85	237.15
Bemidji State University	Geology - Labs (GEOL 1110/1120/2110 /3120/3212/3500/3600/5120/5212/5500/5600)	227.30	9.85	237.15
Bemidji State University	Environmental -Thesis (ENVR 4990/6990)	237.30	9.85	247.15

Central Lakes College	Basic Nursing Lab I	189.94	14.15	204.09
Central Lakes College	Basic Nursing II Lab	199.94	14.15	214.09
Central Lakes College	Clinical Lab I	169.94	14.15	184.09
Central Lakes College	Clinical Lab II	169.94	14.15	184.09
Central Lakes College	Clinical Lab III	169.94	14.15	184.09
Central Lakes College	LPN to RN Role Transition	199.94	14.15	214.09
Central Lakes College	LPN Refresher	169.94	14.15	184.09
Central Lakes College	Dosage Calculations	169.94	14.15	184.09
Central Lakes College	Nursing Practicum I	169.94	14.15	184.09
Central Lakes College	Nursing Practicum II	169.94	14.15	184.09
Central Lakes College	Dental Clinic I	199.94	7.15	207.09
Central Lakes College	Dental Clinic II	174.94	7.15	182.09
Central Lakes College	Biomaterials	214.94	7.15	222.09
Central Lakes College	EMT	203.94	7.15	211.09

Institution	Program/Course Name	FY2010 Tuition Rate Per Credit	FY2011 \$ Increase Per Credit	Board Approved FY2011 Tuition Rate Per Credit
Central Lakes College	Professional Concepts	159.94	14.15	174.09
Central Lakes College	Medical Assistant Clinic Procedure I	169.94	7.15	177.09
Central Lakes College	Medical Assistant Clinic Procedure II	169.94	7.15	177.09
Central Lakes College	Medical Assistant Lab Techniques 1	169.94	7.15	177.09
Central Lakes College	Medical Assistant Lab Techniques 2	169.94	7.15	177.09
Central Lakes College	Phlebotomy	169.94	7.15	177.09
Central Lakes College	Ballistics and Firearms	164.94	7.15	172.09
Central Lakes College	BIOL 1404 Human Biology Lab	NEW	157.09	157.09
Central Lakes College	CHEM 1424 Chem Principles I	NEW	152.09	152.09
Central Lakes College	CHEM 1425 Chem Principles II	NEW	152.09	152.09
Central Lakes College	PHED 1525 Personal Protection	NEW	162.09	162.09
Central Lakes College	ARTS 1401	149.94	7.15	157.09
Central Lakes College	ARTS 1403	149.94	7.15	157.09
Central Lakes College	ARTS 1596	149.94	7.15	157.09
Central Lakes College	Med Surg II	147.94	14.15	162.09

Dakota County TC	PNSG 1000 Foundations of Nursing Practice I	196.12	9.86	205.98
Dakota County TC	PNSG 1100 Foundations of Nursing Practice II	196.12	9.86	205.98
Dakota County TC	PNSG 1250 Nutrition and Diet Therapy	New		205.98
Dakota County TC	PNSG 1400 Adult Health Nursing I	196.12	9.86	205.98
Dakota County TC	PNSG 1500 Adult Health Nursing II	196.12	9.86	205.98
Dakota County TC	PNSG 1530 Beginning Clinical	196.12	9.86	205.98
Dakota County TC	PNSG 1540 Clinical Practice I	196.12	9.86	205.98
Dakota County TC	PNSG 1350 Pharmacology	196.12	9.86	205.98
Dakota County TC	PNSG 1560 Clinical Practice II	196.12	9.86	205.98
Dakota County TC	PNSG 1570 Clinical Practice III	196.12	9.86	205.98
Dakota County TC	PNSG 1580 Clinical Practice IV	196.12	9.86	205.98
Dakota County TC	PNSG 1750 Mental Health Nursing	196.12	9.86	205.98
Dakota County TC	PNSG 1805: Maternal and Child Health	196.12	9.86	205.98
Dakota County TC	WOOD 1004 Woodworking	227.33	6.15	233.48
Dakota County TC	WOOD 1007 Methods of Fastening	227.33	6.15	233.48
Dakota County TC	WOOD 1010 Wood & Finishing Technology	227.33	6.15	233.48
Dakota County TC	WOOD 1012 Color Theory	227.33	6.15	233.48
Dakota County TC	WOOD 1015 Spot Repair I	227.33	6.15	233.48
Dakota County TC	WOOD 1019 Spot Repair II	227.33	6.15	233.48
Dakota County TC	WOOD 1021 Wood Refinishing	227.33	6.15	233.48
Dakota County TC	WOOD 1026 Advanced Finishing Techniques	227.33	6.15	233.48
Dakota County TC	WOOD 1032 Antique Furniture Conservation	227.33	6.15	233.48
Dakota County TC	WOOD 2050 Finishing New Wood	367.69	(17.69)	350.00
Dakota County TC	WOOD 2070 Marquetry and Repair	367.69	32.31	400.00
Dakota County TC	RRCC 1110 Railroad: Orientation	273.94	18.75	292.69
Dakota County TC	RRCC 1120 Railroad: Intro to Conductor Services	273.94	18.75	292.69
Dakota County TC	RRCC 1130 Railroad: Gen Code Op Rules	273.94	18.75	292.69
Dakota County TC	RRCC 1140 Railroad: Mechanical Ops	273.94	18.75	292.69
Dakota County TC	RRCC 1150 Railroad: Conductor Duties	273.94	18.75	292.69
Dakota County TC	RRCC 1160 Railroad: Equipment/Safety Standards	273.94	18.75	292.69
Dakota County TC	RRCC 2970 Railroad: Internship	273.94	18.75	292.69
Dakota County TC	MFGM 1730 Systems Trouble-shooting	250.19		250.19
Dakota County TC	MFGM 1740 Hydraulics/Pneumatics	250.19		250.19
Dakota County TC	MFGM 1750 HVAC Basics	197.69		197.69
Dakota County TC	MFGM 1780 Programmable Logic Ctrls II	197.69		197.69
Dakota County TC	MFGM 1850 Green Manufacturing	197.69		197.69
Dakota County TC	MFGM 1860 Computer/Math for Techs	197.69		197.69
Dakota County TC	MFGM 1870 Industrial Electricity	182.69		182.69
Dakota County TC	MFGM 2110 Motor Controls	197.69		197.69
Dakota County TC	MFGM 2131 Programmable Logic Ctrls I	250.19		250.19
Dakota County TC	DENT 1150 Dental Materials	New		178.48
Dakota County TC	DENT 1250 Radiology	New		178.48
Dakota County TC	DENT 1260 Expanded Functions	New		178.48

Institution	Program/Course Name	FY2010 Tuition Rate Per Credit	FY2011 \$ Increase Per Credit	Board Approved FY2011 Tuition Rate Per Credit
Dakota County TC	MDAS 1122 Laboratory Skills I	New		174.48
Dakota County TC	MDAS 1130 Clinical Procedures I	New		174.48
Dakota County TC	MDAS 1140 Phlebotomy	New		174.48
Dakota County TC	MDAS 1222 Laboratory Skills II	New		174.48
Dakota County TC	MDAS 1230 Clinical Procedures II	New		174.48
Dakota County TC	ELEC 1240 Construction Skills and Intro to Wiring Lab	New		165.48
Dakota County TC	ELEC 1241 Industrial and Maintenance Wiring Theory and Lab	New		165.48
Dakota County TC	ELEC 2251 Commercial Wiring Theory and Lab	New		165.48
Dakota County TC	ARES 1240 Auto Restoration-Skill Development	New		183.48
Dakota County TC	NANO 2140 Interdisciplinary Lab	New		188.48

Fond du Lac T&CC	Digital Photography	145.44	0.00	145.44
Fond du Lac T&CC	Introduction to Art	145.44	0.00	145.44
Fond du Lac T&CC	Painting	150.44	0.00	150.44
Fond du Lac T&CC	Ceramics	150.44	0.00	150.44
Fond du Lac T&CC	Drawing	150.44	0.00	150.44
Fond du Lac T&CC	Art Design	150.44	0.00	150.44
Fond du Lac T&CC	Watercolors	150.44	0.00	150.44
Fond du Lac T&CC	Sculptures	150.44	0.00	150.44
Fond du Lac T&CC	MicroBiology Lab/Lecture	150.44	0.00	150.44
Fond du Lac T&CC	Human Anatomy and Physiology Lab/Lecture	150.44	0.00	150.44
Fond du Lac T&CC	Aspects of Biology Lab/Lecture	150.44	0.00	150.44
Fond du Lac T&CC	Environmental Science Lab/Lecture	150.44	0.00	150.44
Fond du Lac T&CC	General Biology Lab/Lecture	150.44	0.00	150.44
Fond du Lac T&CC	Principals of Ecology Lab/Lecture	150.44	0.00	150.44
Fond du Lac T&CC	Aspects of Inorganic Chemistry Lab/Lecture	170.44	0.00	170.44
Fond du Lac T&CC	General Chemistry Lab/Lecture	170.44	0.00	170.44
Fond du Lac T&CC	Organic Chemistry Lab/Lecture	170.44	0.00	170.44
Fond du Lac T&CC	Leadership, Ethics, Y Diversity in Law Enforcement	191.44	0.00	191.44
Fond du Lac T&CC	Practical Applications of Criminal Investigations	186.44	0.00	186.44
Fond du Lac T&CC	Patrol Procedures	225.44	0.00	225.44
Fond du Lac T&CC	Careers in the Criminal Justice System	170.44	0.00	170.44
Fond du Lac T&CC	Use of Force I: Basic Defense Tactics	210.44	0.00	210.44
Fond du Lac T&CC	Use of Force II: Firearms	365.44	0.00	365.44
Fond du Lac T&CC	Beginning Bowling	191.44	0.00	191.44
Fond du Lac T&CC	Advanced Bowling	191.44	0.00	191.44
Fond du Lac T&CC	Summer Outdoor Activities	270.44	0.00	270.44
Fond du Lac T&CC	Winter Outdoor Activities	270.44	0.00	270.44
Fond du Lac T&CC	Weight Training	270.44	0.00	270.44
Fond du Lac T&CC	Aerobics	270.44	0.00	270.44
Fond du Lac T&CC	Beginning Golf	270.44	0.00	270.44
Fond du Lac T&CC	NURS and HLTH Courses (except lab and clinical)	166.44	0.00	166.44
Fond du Lac T&CC	Nursing Lab	220.00	0.00	220.00
Fond du Lac T&CC	Nuursing Clinicals	220.00	0.00	220.00
Fond du Lac T&CC	Native Plant Identification Lab	150.44	0.00	150.44
Fond du Lac T&CC	All Private Music Lessons	270.44	0.00	270.44
Fond du Lac T&CC	Beginning Downhill Skiing	245.44	0.00	245.44

Hennepin TC	Emergency Vehicle Driving	249.75	6.95	256.70
Hennepin TC	Emergency Medical	149.75	6.95	156.70
Hennepin TC	First Responder	179.75	6.95	186.70
Hennepin TC	CULA 1501 Seasonal/Specialty Menus with Wine	164.75	6.95	171.70
Hennepin TC	CULA 1515 Cooking with Ale and Lager	164.75	6.95	171.70
Hennepin TC	EMSV1175 - EMT Bridge Course	149.75	6.95	156.70
Hennepin TC	Health Clinicals	149.75	4.30	156.70
Hennepin TC	Master Molder I	450.00	0.00	450.00
Hennepin TC	Master Molder II	450.00	0.00	450.00

Institution	Program/Course Name	FY2010 Tuition Rate Per Credit	FY2011 \$ Increase Per Credit	Board Approved FY2011 Tuition Rate Per Credit
Hennepin TC	Ext Molding I & II (2011 & 2017)	New		156.70
Hennepin TC	Inj Molding Process I, II, & III (2128, 2138, & 2143)	New		156.70
Hibbing College	Course: Fire Arms	208.00	10.73	218.73
Hibbing College	Course: Basic Fire Arms	208.00	10.73	218.73
Hibbing College	NURS 1250 Foundations of Nursing	158.00	8.15	166.15
Hibbing College	NURS 1350 Care of Client	158.00	8.15	166.15
Hibbing College	NURS 1750 LPN to RN Bridge	158.00	8.15	166.15
Hibbing College	NURS 2550 Nursing Care of Women, Infants, and Child	158.00	8.15	166.15
Hibbing College	NURS 2650 Nursing Care of Adults	158.00	8.15	166.15
Hibbing College	NURS 2750 Advanced Nursing Concepts	158.00	8.15	166.15
Hibbing College	NURS 2850 Mental Health Nursing	158.00	8.15	166.15
Hibbing College	NURS 2900 Capstone Nursing Experience	158.00	8.15	166.15
Hibbing College	MMSP 1225 Photoshop Illustration	143.58	8.15	151.73
Hibbing College	MMSP Video Camera Technics	143.58	8.15	151.73
Hibbing College	MMSP 1500 Graphic Design Photo	143.58	8.15	151.73
Hibbing College	MMSP 1800 Advanced Desktop Publishing	143.58	8.15	151.73
Hibbing College	MMSP 2000 Digital Imaging	143.58	8.15	151.73
Hibbing College	MMSP 2400 Multimedia Employment	143.58	8.15	151.73
Inver Hills CC	CNT 1185,2000,2189,2300,2310,2311,2430,2440,2450,2451,2452, 2453,2454,2455,2460,2510,2520,2530,2540	171.92	5.15	177.07
Inver Hills CC	CNT 2612,2622,2632,2710,2720,2722,2725,2725,2726,2728,2731, 2820,2825,2830,2831,2832	256.92	5.15	262.07
Inver Hills CC	First responder	156.92	5.15	162.07
Inver Hills CC	Emergency Medical Technician	180.67	(14.85)	165.82
Inver Hills CC	Ambulance Operations; Field Skills Lab I, Special Topics, Special Rescue Operations	229.42	5.15	234.57
Inver Hills CC	Ambulance Operations; Field Skills Lab II	236.92	5.15	242.07
Inver Hills CC	Shock/Trauma Practicum	301.92	5.15	307.07
Inver Hills CC	Medical Emergency Practicum I	321.92	5.15	327.07
Inver Hills CC	Hospital Clinic for paramedic core	176.67	5.15	181.82
Inver Hills CC	Field Clinic I	196.92	5.15	202.07
Mesabi Range C & TC	GECL 115 College Seminar	140.53	5.00	145.53
Mesabi Range C & TC	FRYR 1315 Freshman Year Experience	140.53	5.00	145.53
Mesabi Range C & TC	Applied Math & Medications	150.00	15.00	165.00
Mesabi Range C & TC	Adult Nursing I & Clinical	150.00	15.00	165.00
Mesabi Range C & TC	Applied Nursing Skills	150.00	15.00	165.00
Mesabi Range C & TC	Maternal/Child Health & Clinical	150.00	15.00	165.00
Mesabi Range C & TC	Adult Nursing II & Clinical	150.00	15.00	165.00
Mesabi Range C & TC	Mental Health Concepts & Clinical	150.00	15.00	165.00
Mesabi Range C & TC	Gerontology & Clinical	150.00	15.00	165.00
Minnesota SU Moorhead	ART 101, 102, 210, 405H, 451C, 452C, 452H, 480	196.90	9.85	206.75
Minnesota SU Moorhead	ART 452L	new		206.75
Minnesota SU Moorhead	ART 100, 125, 126, 203C, 203L, 234, 300B, 303C, 304C, 305C, 310, 350, 400B, 400C, 404C, 405C, 408, 450, 451A, 451B, 451D, 451E, 452A, 452B, 452D, 452E, 452F	206.90	9.85	216.75
Minnesota SU Moorhead	ART 203H, 303H	206.90	14.85	221.75
Minnesota SU Moorhead	ART 203A, 203B, 203D, 203E, 203F, 203K, 220, 290, 300A, 300D, 300E, 300F, 300K, 303A, 303B, 303D, 303E, 303F, 304A, 304B, 304D, 304E, 304F, 305A, 305B, 305D, 305E, 305F, 390, 400A, 400D, 400E, 400F, 404A, 404B, 404D, 404E, 404F, 405A, 405B, 405D, 405E, 405F, 451F, 490, 499	221.90	9.85	231.75



Institution	Program/Course Name	FY2010 Tuition Rate Per Credit	FY2011 \$ Increase Per Credit	Board Approved FY2011 Tuition Rate Per Credit
Minnesota SU Moorhead	MUS 150C, 150D, 154, 155, 156, 157, 158, 159, 170, 270, 370, 470, 570, 670, 254, 255, 256, 257, 258, 259, 354, 355, 356, 357, 358, 359, 454, 455, 456, 457, 458, 459, 450	381.90	9.85	391.75
Minnesota SU Moorhead	MUS 550, 650, 554, 555, 556, 557, 558, 559, 654, 655, 666, 667, 668, 669	472.25	14.48	486.73
Minnesota SU Moorhead	MUS 166, 184, 263, 266, 281, 284, 363, 364, 365, 366, 381, 382, 384, 461, 463, 466, 469, 481, 482, 484, 486	256.90	9.85	266.75
Minnesota SU Moorhead	MUS 581, 584, 585, 586, 682, 685, 686	347.25	14.48	361.73
Minnesota SU Moorhead	MUS 070, 090, 107, 108, 150A, 150B, 151, 152, 191, 207, 208, 209, 219, 231, 232, 233, 234, 235, 236, 250, 278, 291, 300, 303, 304, 307, 319, 328, 329, 333, 334, 335, 342, 343, 351, 372, 375, 377, 390, 391, 392, 421, 423, 431A, 431B, 432, 433, 440, 441, 442, 443, 444, 445, 446, 447, 471, 472, 474, 475, 496	211.90	9.85	221.75
Minnesota SU Moorhead	MUS 523, 524, 525, 526, 527, 528, 529, 531A, 531B, 532, 540, 541, 542, 543, 544, 545, 546, 571, 572, 574, 575, 595, 596, 620, 621, 630, 631, 632, 633, 634, 635, 636, 637, 640, 641, 642, 643, 644, 645, 674, 695, 697, 699	302.25	14.48	316.73
Minnesota SU Moorhead	THTR 101A, 101B, 101C, 101D, 102, 130, 140, 141, 142, 160, 190, 202, 221, 230, 231, 232, 233, 235, 236, 240, 255, 290, 302, 321, 322, 323, 324, 331, 333, 334, 335, 340, 355, 356, 360, 390, 402, 425, 430, 434, 435, 440, 450, 460, 469, 490, 496	206.90	14.85	221.75
Minnesota SU Moorhead	THTR 525, 530, 534, 560, 590	297.25	14.48	311.73
Minnesota SU Moorhead	FILM 100, 101, 102, 172, 200, 202, 284, 384, 400, 401, 472, 484, 485, 496	216.90	9.85	226.75
Minnesota SU Moorhead	PARA 425	203.90	9.85	213.75
Minnesota SU Moorhead	School of Business (only includes 300- and 400-level courses in the following rubrics: ACCT, BUS, FINC, MGMT, MKTG)	196.90	10.85	207.75
Minnesota SU Moorhead	CM 496	251.90	9.85	261.75
Minnesota SU Moorhead	PE 109, 116, 117, 124, 130, 131, 132, 133, 134, 136, 137, 138, 139, 140, 141, 142, 144, 160, 161, 193, 222, 223, 320	241.90	(15.15)	226.75
Minnesota SU Moorhead	PE 100, 101, 102, 103, 104, 105, 106, 107, 108, 110, 112, 114, 120, 122, 129, 180S, 182, 183, 184, 190, 191, 192, 194, 200, 202, 365, 473	241.90	9.85	251.75
Minnesota SU Moorhead	HLTH 122	new		276.75
Minnesota SU Moorhead	HLTH 125	206.90	19.85	226.75
Minnesota SU Moorhead	AT 320	231.90	(5.15)	226.75
Minnesota SU Moorhead	SLHS 273, 347, 421	221.90	9.85	231.75
Minnesota SU Moorhead	SLHS 446	221.90	(5.15)	216.75
Minnesota SU Moorhead	SLHS 473	new		206.75
Minnesota SU Moorhead	SLP 646	312.25	(0.52)	311.73
Minnesota SU Moorhead	SLP 642, 647	297.25	29.48	326.73
Minnesota SU Moorhead	SLP 696, 699	new		326.73
Minnesota SU Moorhead	Student Teaching Abroad	291.90	9.85	301.75
Minnesota SU Moorhead	AST 102, 104; PHYS 105, 160, 160L, 161, 200, 200L, 201, 202, 305, 306, 312, 350	196.90	9.85	206.75
Minnesota SU Moorhead	AST 365; PHYS 322, 370, 318	new		206.75
Minnesota SU Moorhead	BIOL 109, 125, 126, 170, 236	201.90	9.85	211.75
Minnesota SU Moorhead	BIOL 300	new		211.75
Minnesota SU Moorhead	BIOL 111, 115, 305, 321, 322, 323, 341, 345, 347, 349, 350, 360, 365, 372, 385L, 402, 455, 479, 497	211.90	9.85	221.75
Minnesota SU Moorhead	BIOL 390	new		221.75

Institution	Program/Course Name	FY2010 Tuition Rate Per Credit	FY2011 \$ Increase Per Credit	Board Approved FY2011 Tuition Rate Per Credit
Minnesota SU Moorhead	BCBT 420/520, 425/525, 430/530, 475, 476, 477, 478, 479, 480, 481, 482, 490	216.90	9.85	226.75
Minnesota SU Moorhead	BCBT 100	new		211.75
Minnesota SU Moorhead	GEOS 115	new		203.00
Minnesota SU Moorhead	GEOS 116, 117, 170, 301, 302, 303, 315, 320, 330, 340, 350, 360, 370, 405, 415, 416, 417	new		203.41
Minnesota SU Moorhead	MATH 234, 238, 236, 260, 355	new		206.75
Minnesota SU Moorhead	PCSI 170	new		208.75
Minnesota SU Moorhead	POL 270	new		251.75
Minnesota SU Moorhead	PSY 620	new		302.73
Minnesota SU Moorhead	PSY 622	new		316.73
Minnesota SU Moorhead	PSY 724	new		301.73
Minnesota SU Moorhead	Online/Distance Courses (on-line, package, ITV, & off-campus)	246.90	9.85	256.75

Minnesota SU, Mankato	Anthropology 486/586 (Crime Scene Recovery Workshop)	New	New	450.00
-----------------------	--	-----	-----	--------

Minnesota State C and TC	PNSG 1207 Health Promotions I (lab credits only)	196.50	4.40	200.90
Minnesota State C and TC	PNSG 1226 Clinical 2	196.50	4.40	200.90
Minnesota State C and TC	PNSG 1236 Practicum	196.50	4.40	200.90
Minnesota State C and TC	PNSG 1232 IV Therapy Certification	196.50	4.40	200.90
Minnesota State C and TC	NURS 1404 Nursing Fundamentals I (lab credits only)	196.50	4.40	200.90
Minnesota State C and TC	NURS 2436 Restorative Nursing I (clinical credits only)	196.50	4.40	200.90
Minnesota State C and TC	NURS 2435 Nursing Clinical II	196.50	4.40	200.90
Minnesota State C and TC	PNSG 1217 Health Promotions II (lab credits only)	196.50	4.40	200.90
Minnesota State C and TC	PNSG 1216 Clinical I	196.50	4.40	200.90
Minnesota State C and TC	NURS 1415 Nursing Clinical I	196.50	4.40	200.90
Minnesota State C and TC	NURS 2445 Nursing Clinical III	196.50	4.40	200.90
Minnesota State C and TC	NURS 2455 Advanced IV Therapy	196.50	4.40	200.90
Minnesota State C and TC	NURS 1414 Nursing Fundamentals II	196.50	4.40	200.90
Minnesota State C and TC	NURS 1424 Reproductive Health	196.50	4.40	200.90
Minnesota State C and TC	NURS 1434 Holistic I	196.50	4.40	200.90
Minnesota State C and TC	NURS 1444 Holistic II	196.50	4.40	200.90
Minnesota State C and TC	NURS 2454 Holistic III	196.50	4.40	200.90
Minnesota State C and TC	NURS 2426 Reproductive Disorders	196.50	4.40	200.90
Minnesota State C and TC	NURS 2446 Restorative Nursing II	196.50	4.40	200.90
Minnesota State C and TC	NURS 2464 Nursing Leadership	196.50	4.40	200.90
Minnesota State C and TC	NURS 2456 Restorative Nursing III	196.50	4.40	200.90
Minnesota State C and TC	NURS 2466 Mental Health Nursing	196.50	4.40	200.90
Minnesota State C and TC	DNAS - Advanced Functions	199.75	0.00	199.75

Minnesota West CC/TC	NURS1140 Nursing Skills Lab	171.46	7.15	178.61
Minnesota West CC/TC	NURS1280 Clinical Applications II	191.46	7.15	198.61
Minnesota West CC/TC	NURS1295 PN Integration	171.46	7.15	178.61
Minnesota West CC/TC	NURS2140 Professional Nursing Skills	171.46	7.15	178.61
Minnesota West CC/TC	NURS2240 Manager of Care	171.46	7.15	178.61
Minnesota West CC/TC	NURS2275 Preceptorship	171.46	7.15	178.61
Minnesota West CC/TC	NURS2280 Clinical Applications IV	191.46	7.15	198.61
Minnesota West CC/TC	RADT1100 Intro to Radiography & Patient Care	163.46	7.15	170.61
Minnesota West CC/TC	RADT1110 Radiological Procedures I	163.46	7.15	170.61
Minnesota West CC/TC	RADT1120 Radiological Procedures II	163.46	7.15	170.61
Minnesota West CC/TC	RADT1130 Radiological Exposures I	163.46	7.15	170.61
Minnesota West CC/TC	RADT1140 Radiological Exposures II	163.46	7.15	170.61
Minnesota West CC/TC	RADT2220 Radiological Equipment	163.46	7.15	170.61
Minnesota West CC/TC	RADT2240 Principles of Radiobiology	163.46	7.15	170.61
Minnesota West CC/TC	RADT 1160 Clinical Radiography II	181.46	7.15	188.61
Minnesota West CC/TC	RADT 2250 Clinical Radiography III	181.46	7.15	188.61

Institution	Program/Course Name	FY2010 Tuition Rate Per Credit	FY2011 \$ Increase Per Credit	Board Approved FY2011 Tuition Rate Per Credit
Minnesota West CC/TC	RADT 2260 Clinical Radiography IV	181.46	7.15	188.61
Minnesota West CC/TC	RADT 2270 Clinical Radiography V	181.46	7.15	188.61
Minnesota West CC/TC	SURG1140 Operating Room Practices	171.46	7.15	178.61
Minnesota West CC/TC	SURG1160 Clinical I	191.46	7.15	198.61
Minnesota West CC/TC	SURG1170 Clinical II	191.46	7.15	198.61
Minnesota West CC/TC	SURG1180 Clinical III	191.46	7.15	198.61
Minnesota West CC/TC	RNEW1100 Process Dynamics	181.63	16.98	198.61
Minnesota West CC/TC	RNEW1115 Mechanical Fundamentals	226.63	(12.02)	214.61
Minnesota West CC/TC	RNEW1175 Industrial Water Treatment	158.63	9.98	168.61
Minnesota West CC/TC	RNEW2120 Ethanol Separation Technology	168.63	9.98	178.61
Minnesota West CC/TC	RNEW1160 Instrumentation & Control	179.63	13.98	193.61
Minnesota West CC/TC	RNEW1105 OSHA	208.63	9.98	218.61
Minnesota West CC/TC	ELWT1105/1170 OSHA	208.63	9.98	218.61

Normandale CC	NURS 1110 Nursing 1	172.33	8.58	180.91
Normandale CC	NURS 1120 Nursing 2	172.33	8.58	180.91
Normandale CC	NURS 1130 Transition to RN for LNP	172.33	8.58	180.91
Normandale CC	NURS 2210 Nursing 3	172.33	8.58	180.91
Normandale CC	NURS 2220 Nursing 4	172.33	8.58	180.91
Normandale CC	NURS 1057 Nursing Assistant	172.33	8.58	180.91
Normandale CC	NURS 1135 Nursing Health Assessment	172.33	8.58	180.91
Normandale CC	NURS 1140 Clinical Internship	172.33	8.58	180.91
Normandale CC	NURS 1190 Clinic Enrichment	172.33	8.58	180.91
Normandale CC	DENH 1112 Oral Anatomy, Embryology, Histology	172.33	8.58	180.91
Normandale CC	DENH 1140 Pre-Clinic Theory	172.33	8.58	180.91
Normandale CC	DENH 1143 Clinic 1	172.33	8.58	180.91
Normandale CC	DENH 1150 Dental Radiology	172.33	8.58	180.91
Normandale CC	DENH 1151 Accelerated Dental Radiology	172.33	8.58	180.91
Normandale CC	DENH 1160 Dental Materials	172.33	8.58	180.91
Normandale CC	DENH 1161 Accelerated Dental Materials	172.33	8.58	180.91
Normandale CC	DENH 2241 Clinic II	172.33	8.58	180.91
Normandale CC	DENH 2243 Clinic 3	172.33	8.58	180.91
Normandale CC	DENH 2252 Clinical Radiology 1	172.33	8.58	180.91
Normandale CC	DENH 2254 Clinical Radiology 2	172.33	8.58	180.91
Normandale CC	DENH 2263 Pain Management	172.33	8.58	180.91
Normandale CC	DENH 2263 Pain Management	172.33	8.58	180.91
Normandale CC	DENH 1139 Infection Control and Disease Prevention	172.33	8.58	180.91
Normandale CC	DENH 1141 Pre-Clinic Skill Development	172.33	8.58	180.91
Normandale CC	DENH 1142 Clinic Theory I	172.33	8.58	180.91
Normandale CC	DENH 1144 Special Needs	172.33	8.58	180.91
Normandale CC	DENH 1162 Pharmacology	172.33	8.58	180.91
Normandale CC	DENH 2240 Clinic 2 Theory	172.33	8.58	180.91
Normandale CC	DENH 2242 Clinic 3 Theory	172.33	8.58	180.91
Normandale CC	DENH 2264 Periodontics for the Dental Hygienist	172.33	8.58	180.91
Normandale CC	DENH 2266 General and Oral Pathology	172.33	8.58	180.91
Normandale CC	DENH 2281 Preventive Concepts in Community Dental Health	172.33	8.58	180.91
Normandale CC	RADT 1140	172.33	8.58	180.91
Normandale CC	RADT 2240	172.33	8.58	180.91
Normandale CC	RADT 1142	172.33	8.58	180.91
Normandale CC	RADT 2242	172.33	8.58	180.91
Normandale CC	RADT 1141	172.33	8.58	180.91
Normandale CC	RADT 2241	172.33	8.58	180.91

Northwest Technical College - Bemidji	BLDG 1108 Metal Fabrication	166.25	7.50	173.75
---------------------------------------	-----------------------------	--------	------	--------

Riverland College	General Biology BIOL 1091	150.40	12.15	162.55
Riverland College	General Biology BIOL 1092	150.40	12.15	162.55

Institution	Program/Course Name	FY2010 Tuition Rate Per Credit	FY2011 \$ Increase Per Credit	Board Approved FY2011 Tuition Rate Per Credit
Riverland College	A & P I BIOL 2021	150.40	12.15	162.55
Riverland College	A & P II BIOL 2022	150.40	12.15	162.55
Riverland College	Microbiology BIOL 2040	150.40	12.15	162.55
Riverland College	Forensic Biology BIOL 1050	NEW	NEW	162.55
Riverland College	Nursing Assistant HCNA 1100	155.40	7.15	162.55
Riverland College	Nursing Assistant Practicum HCNA 1101	155.40	7.15	162.55
Riverland College	Fundamentals of Wireless LANs	170.40	7.15	177.55
Riverland College	Fundamentals of Network Security	170.40	7.15	177.55
Riverland College	Basic Firearms LAWE 1115	195.40	7.15	202.55
Riverland College	Criminal Investigations LAWE 1110	195.40	7.15	202.55
Riverland College	Criminal Procedures LAWE 2122	142.55	7.15	149.70
Riverland College	Vehicle Ops LAWE 2140	195.40	7.15	202.55
Riverland College	Police Tactics and Procedures LAWE 2130	195.40	7.15	195.40
Riverland College	Industry Related Welding DESL 1107	170.40	7.15	177.55
Riverland College	Gas Welding IMMR 1730	170.40	7.15	177.55
Riverland College	Gas Metal Arc Welding IMMR 2765	170.40	7.15	177.55
Riverland College	Arc Welding IMMR 1725	170.40	7.15	177.55
Riverland College	Gas Tungsten Arc Welding IMMR 2770	170.40	7.15	177.55
Riverland College	TAST 2214 Advanced Engine Service	268.00	7.15	275.15
Riverland College	TAST 2215 High Performance Cylinder Heads	268.00	7.15	275.15
Riverland College	TAST 2216 High Performance Cylinder Blocks	268.00	7.15	275.15
Riverland College	TAST 2218 Advanced High Performance Engine Assembly	268.00	7.15	275.15

Rochester College	Art 1117	153.30	7.15	160.45
Rochester College	Art 1120	153.30	7.15	160.45
Rochester College	Art 1123	153.30	7.15	160.45
Rochester College	Art 1124	153.30	7.15	160.45
Rochester College	Art 1130	153.30	7.15	160.45
Rochester College	Art 1131	153.30	7.15	160.45
Rochester College	Art 1223	153.30	7.15	160.45
Rochester College	Art 1232	138.30	7.15	145.45
Rochester College	Art 1233	153.30	7.15	160.45
Rochester College	Art 2217	153.30	7.15	160.45
Rochester College	Art 2224	153.30	7.15	160.45
Rochester College	Art 2230	153.30	7.15	160.45
Rochester College	Art 2237	153.30	7.15	160.45
Rochester College	Art 2240	153.30	7.15	160.45
Rochester College	Art 2241	153.30	7.15	160.45
Rochester College	Art 2280	153.30	7.15	160.45
Rochester College	Art 2286 *new course pending AASC approval	153.30	7.15	160.45
Rochester College	Art 2292	153.30	7.15	160.45
Rochester College	Art 2293 *new course pending AASC approval	153.30	7.15	160.45
Rochester College	BTEC 1150	165.30	7.15	172.45
Rochester College	Dental Assisting DA 1255	170.30	7.15	177.45
Rochester College	Dental Assisting DA 1265	165.30	7.15	172.45
Rochester College	Dental Assisting DA 1280	155.30	7.15	162.45
Rochester College	Dental Hygiene DH 1511	165.30	7.15	172.45
Rochester College	Dental Hygiene DH 1521	165.30	7.15	172.45
Rochester College	Dental Hygiene DH 2531	165.30	7.15	172.45
Rochester College	Dental Hygiene DH 2541	165.30	7.15	172.45
Rochester College	Dental Hygiene DH 2530	165.30	7.15	172.45
Rochester College	Dental Hygiene DH 2532	165.30	7.15	172.45
Rochester College	Dental Hygiene DS 1300	165.30	7.15	172.45
Rochester College	Independent Study	160.85	7.15	168.00
Rochester College	Independent Study	165.30	7.15	172.45
Rochester College	Journalism 1111	170.30	7.15	177.45
Rochester College	Journalism 1190	170.30	7.15	177.45
Rochester College	Journalism 2220	165.30	7.15	172.45
Rochester College	Journalism 2222	165.30	7.15	172.45

Institution	Program/Course Name	FY2010 Tuition Rate Per Credit	FY2011 \$ Increase Per Credit	Board Approved FY2011 Tuition Rate Per Credit
Rochester College	Journalism 2240	175.30	7.15	182.45
Rochester College	Journalism 2260	175.30	7.15	182.45
Rochester College	Journalism 2275	170.30	7.15	177.45
Rochester College	Jouranlism 2280	165.30	7.15	172.45
Rochester College	MCOM 1111	New		167.45
Rochester College	MCOM 1161	New		167.45
Rochester College	MCOM 1162	New		167.45
Rochester College	MCOM 1163	New		167.45
Rochester College	MCOM 1164	New		167.45
Rochester College	MCOM 1190	New		167.45
Rochester College	MCOM 2220	New		167.45
Rochester College	MCOM 2222	New		167.45
Rochester College	MCOM 2240	New		167.45
Rochester College	MCOM 2250	New		167.45
Rochester College	MCOM 2260	New		167.45
Rochester College	MCOM 2261	New		167.45
Rochester College	MCOM 2262	New		167.45
Rochester College	MCOM 2263	New		167.45
Rochester College	MCOM 2264	New		167.45
Rochester College	MCOM 2270	New		167.45
Rochester College	MCOM 2275	New		167.45
Rochester College	MCOM 2280	New		167.45
Rochester College	Music 1231	155.30	7.15	162.45
Rochester College	Music 1601	155.30	7.15	162.45
Rochester College	Music 1602	155.30	7.15	162.45
Rochester College	Music 1621	155.30	7.15	162.45
Rochester College	Music 1622	155.30	7.15	162.45
Rochester College	Music 1623	New		162.45
Rochester College	Nursing 1117	155.30	7.15	162.45
Rochester College	Nursing 1118	155.30	7.15	162.45
Rochester College	Nursing 2217	155.30	7.15	162.45
Rochester College	Nursing 2218	155.30	7.15	162.45
Rochester College	Nursing Assistant 1500	155.30	7.15	162.45
Rochester College	PNM 1220	155.30	7.15	162.45
Rochester College	PNM 1240	155.30	7.15	162.45
Rochester College	PNM 1330	155.30	7.15	162.45
Rochester College	PNM 1340	155.30	7.15	162.45
Rochester College	RMDS 2210 (effective Spring Term 2010)	272.50	7.15	279.65
Rochester College	Spch 2100 (effective Spring Term 2010)	257.50	7.15	264.65
Rochester College	NURS 2400 (effective Spring Term 2010)	257.50	7.15	264.65
Rochester College	SPAN 1001 (effective Spring Term 2010)	242.50	7.15	249.65
Rochester College	ST 2120 Operating Room Techniques I	150.30	7.15	157.45
Rochester College	ST 2120 Operating Room Techniques II	150.30	7.15	157.45

Southwest Minnesota SU	Global Studies Art/Theatre Travel Experience (NY) (1 cr)	396.10	13.60	409.70
Southwest Minnesota SU	Hosp. Special Topics: Mexico Tourism (1 credit)	new		298.95
Southwest Minnesota SU	Global Studies For Lang Travel cluster (F/S) (1 cr)	885.35	13.60	898.95

Saint Paul College	ARTS 1710 & 1711 Fundamentals of Photography 1 & 2	155.50	7.80	163.30
Saint Paul College	ARTS 1712 Fundamentals of Photography 3	155.50	7.80	163.30
Saint Paul College	ARTS 1730 & 1731 Drawing 1 & 2	155.50	7.80	163.30
Saint Paul College	ARTS 1740 Intro to Painting	155.50	7.80	163.30
Saint Paul College	ARTS 2710 Advanced Studio Arts	155.50	7.80	163.30
Saint Paul College	ASLS 1411-1414 American Sign Language 1-4	155.50	7.80	163.30
Saint Paul College	ASLS 1420 ASL Linguistics	155.50	7.80	163.30
Saint Paul College	ASLS 1430 Classifiers	155.50	7.80	163.30
Saint Paul College	BIOL 1725 Environmental Science w/Lab	155.50	7.80	163.30
Saint Paul College	BIOL 1730 Human Body Systems	155.50	7.80	163.30
Saint Paul College	BIOL 1740 & 1745 General Biology 1 & 2	155.50	7.80	163.30

Institution	Program/Course Name	FY2010 Tuition Rate Per Credit	FY2011 \$ Increase Per Credit	Board Approved FY2011 Tuition Rate Per Credit
Saint Paul College	BIOL 1750 General Microbiology	155.50	7.80	163.30
Saint Paul College	BIOL 1782 Introduction to Forensic Science	155.50	7.80	163.30
Saint Paul College	BIOL 2721 & 2722 Human Anatomy and Phys 1 & 2	155.50	7.80	163.30
Saint Paul College	CHEM 1700 Chemistry Concepts	155.50	7.80	163.30
Saint Paul College	CHEM 1711 & 1712 Principles of Chemistry 1 & 2	155.50	7.80	163.30
Saint Paul College	CHEM 1760 & 1761 Chem Tech Lab Skills, Lab Safety	155.50	7.80	163.30
Saint Paul College	CHEM 2711 & 2712 Organic Chemistry 1 & 2	155.50	7.80	163.30
Saint Paul College	COMM 0806 Spkg/list Skills/ESL 3	155.50	7.80	163.30
Saint Paul College	COMM 0807 Read/Writing Skills/ESL 3	155.50	7.80	163.30
Saint Paul College	COMM 0808 Intermediate Grammer/ESL	155.50	7.80	163.30
Saint Paul College	COMM 0809 Spkg/list Skills/ESL 4	155.50	7.80	163.30
Saint Paul College	COMM 0810 Read/Writing Skills/ESL 4	155.50	7.80	163.30
Saint Paul College	COMM 0811 Spkg/list Skills/ESL 5	155.50	7.80	163.30
Saint Paul College	COMM 0812 Read/Writing Skills/ESL 5	155.50	7.80	163.30
Saint Paul College	COMM 0813 Advanced Grammer/ESL	155.50	7.80	163.30
Saint Paul College	COMM 0814 Spkg/list Skills/ESL 6	155.50	7.80	163.30
Saint Paul College	COMM 0815 Read/Writing Skills/ESL 6	155.50	7.80	163.30
Saint Paul College	COMM 0820 Pronunciation and Articulation	155.50	7.80	163.30
Saint Paul College	COMM 0831 Advanced/Vocational/ESL 1	155.50	7.80	163.30
Saint Paul College	COSM 1409	142.65	37.00	179.65
Saint Paul College	COSM 1413	142.65	37.00	179.65
Saint Paul College	COSM 1520	142.65	37.00	179.65
Saint Paul College	COSM 1565	142.65	37.00	179.65
Saint Paul College	CULA 1400 Culinary Basics 1	162.75	16.90	179.65
Saint Paul College	CULA 1420 Culinary Basics 2	162.75	16.90	179.65
Saint Paul College	CULA 1450 Meat Fabrication	162.75	16.90	179.65
Saint Paul College	CULA 1460 Basic Menu Prod	162.75	16.90	179.65
Saint Paul College	CULA 1510 Commercial Bakery	162.75	16.90	179.65
Saint Paul College	CULA 1520 Commercial Pantry	162.75	16.90	179.65
Saint Paul College	CULA 1530 Commercial Range	162.75	16.90	179.65
Saint Paul College	CULA 1550 Grill/Short Order	162.75	16.90	179.65
Saint Paul College	CULA 1570 Basic Cake Décor	162.75	16.90	179.65
Saint Paul College	CULA 1610 Flavor Dynamics of Wine	201.00	48.65	249.65
Saint Paul College	CULA 2411 Rest Operat Lab 1	162.75	16.90	179.65
Saint Paul College	CULA 2412 Rest Operat Lab 2	162.75	16.90	179.65
Saint Paul College	CULA 2430 Adv Food Prep	162.75	16.90	179.65
Saint Paul College	CULA 2440 Ice Carving	162.75	16.90	179.65
Saint Paul College	CULA 2450 Adv Cake Pastry	162.75	16.90	179.65
Saint Paul College	CULA 2460 Classical Buffet	162.75	16.90	179.65
Saint Paul College	CULA 3630 Artisan Breads	162.75	16.90	179.65
Saint Paul College	CULA 3640 Fund Charcuterie	162.75	16.90	179.65
Saint Paul College	CULA 3650 Organic Foods	162.75	16.90	179.65
Saint Paul College	ESTH 1445	142.65	37.00	179.65
Saint Paul College	ESTH 1455	142.65	37.00	179.65
Saint Paul College	ESTH 1585	142.65	37.00	179.65
Saint Paul College	ESTH 1590	142.65	37.00	179.65
Saint Paul College	ESTH 2411	142.65	37.00	179.65
Saint Paul College	HLTH 1465 Functional Holistic Nutrition	155.50	7.80	163.30
Saint Paul College	INTP 1512 & 1513 Consecutive Interpreting 1 & 2	155.50	7.80	163.30
Saint Paul College	INTP 2411 & 2412 Sign to Voice Interpreting 1 & 2	155.50	7.80	163.30
Saint Paul College	INTP 2421 & 2422 Voice to Sign Interpreting 1 & 2	155.50	7.80	163.30
Saint Paul College	INTP 2431 & 2432 Transliterating 1 & 2	155.50	7.80	163.30
Saint Paul College	MLDT 1421 Hematology 1	192.50	9.50	202.00
Saint Paul College	MLDT 1422 Hematology 2	192.50	9.50	202.00
Saint Paul College	MLDT 1430 Urinalysis/Body Fluids	192.50	9.50	202.00
Saint Paul College	MLDT 1441 Clinic Chem 1	192.50	9.50	202.00
Saint Paul College	MLDT 1442 Clinic Chem 2	192.50	9.50	202.00
Saint Paul College	MLDT 1446 Phlebotomy	192.50	9.50	202.00
Saint Paul College	MLDT 1510 Immunology	192.50	9.50	202.00

Institution	Program/Course Name	FY2010 Tuition Rate Per Credit	FY2011 \$ Increase Per Credit	Board Approved FY2011 Tuition Rate Per Credit
Saint Paul College	MLDT 2400 Mycology/Parasitology	192.50	9.50	202.00
Saint Paul College	MLDT 2410 Immunohematology	192.50	9.50	202.00
Saint Paul College	MLDT 2420 Clinic Microbiology	192.50	9.50	202.00
Saint Paul College	PHYS 1720 Introductory Physics	155.50	7.80	163.30
Saint Paul College	PHYS 2700 & 2710 General Physics 1 & 2	155.50	7.80	163.30
Saint Paul College	PRNS 1491 Clinical 1	192.50	9.50	202.00
Saint Paul College	PRNS 1492 Clinical 2	192.50	9.50	202.00
Saint Paul College	PRNS 1493 Clinical 3	192.50	9.50	202.00
Saint Paul College	PRNS 2491 Practicum	192.50	9.50	202.00
Saint Paul College	SPAN 1710 & 1720 Beginning Spanish 1 & 2	155.50	7.80	163.30
Saint Paul College	SPAN 1730 & 1740 Intermediate Spanish 1 & 2	155.50	7.80	163.30

South Central College	BIOL 270	146.75	9.80	156.55
South Central College	BIOL 220	146.75	9.80	156.55
South Central College	BIOL 230	145.75	9.80	155.55
South Central College	BIOL 100	144.25	9.80	154.05
South Central College	BIOL 101	144.25	9.80	154.05
South Central College	HVAC 2120 - Testing Refrigeration System	149.25	9.80	159.05
South Central College	HVAC 2251 - Brazing	149.25	9.80	159.05
South Central College	HVAC 2340 - Sheet Metal Ductwork Fabrication	149.25	9.80	159.05
South Central College	HVAC 2010 IPH Motors and Auxiliary Controls	149.25	9.80	159.05
South Central College	NURS 1050	149.25	9.80	159.05
South Central College	NURS 1075	149.25	9.80	159.05
South Central College	NURS 1350	149.25	9.80	159.05
South Central College	NURS 1650	149.25	9.80	159.05
South Central College	NURS 2011	149.25	9.80	159.05
South Central College	NURS 2050	149.25	9.80	159.05
South Central College	NURS 2150	149.25	9.80	159.05
South Central College	DA 1816	149.25	9.80	159.05
South Central College	DA 1826	149.25	9.80	159.05
South Central College	OTEC 2740	149.25	9.80	159.05

St. Cloud SU	CEEP 650 Rehabilitation Counseling	350.00		350.00
St. Cloud SU	CPSY 659 Community Counseling	350.00		350.00
St. Cloud SU	HIED 604 Higher Ed Administration	350.00		350.00
St. Cloud SU	CEEP 530 CCSD	350.00		350.00
St. Cloud SU	CEEP 619	350.00		350.00
St. Cloud SU	EDAD 605 Educational Administration	350.00		350.00
St. Cloud SU	EDAD 646 Educational Administration	350.00		350.00
St. Cloud SU	CEEP 658	350.00		350.00
St. Cloud SU	CPSY 668	350.00		350.00
St. Cloud SU	HIED 614 Higher Ed Administration	350.00		350.00
St. Cloud SU	CEEP 645 CCSD	350.00		350.00
St. Cloud SU	EDAD 613 Educational Administration	350.00		350.00
St. Cloud SU	EDAD 608 Educational Administration	350.00		350.00
St. Cloud SU*	ROTC courses taught by ROTC instructors	0.00		0.00

Vermilion CC	Seasonal Park Law Enforcement Ranger Training (PREC 2271-2275)	244.95	7.15	252.10
Vermilion CC	First Responder/CPR (HLTH 1655)	246.03	7.15	253.18
Vermilion CC	Basic EMT (HLTH 1656)	189.84	7.15	196.99
Vermilion CC	Basic EMT (HLTH 1656) Bridge Course	189.84	7.15	196.99
Vermilion CC	Professional Forest Harvester (CTL courses only)	187.95	7.15	195.10
Vermilion CC	HLTH 1255 Wilderness Emergency Response	317.14	7.15	324.29
Vermilion CC	HLTH 1265 Winter Wilderness Emergency Response	317.14	7.15	324.29
Vermilion CC	HLTH 1445 Low Angle - Technical Rope Rescue	317.14	7.15	324.29

Institution	Program/Course Name	FY2010 Tuition Rate Per Credit	FY2011 \$ Increase Per Credit	Board Approved FY2011 Tuition Rate Per Credit
Vermilion CC	HLTH 1446 High Angle Technical Rope Rescue	317.14	7.15	324.29
Vermilion CC	HLTH 1447 Water, Boat, and Ice Rescue	317.14	7.15	324.29
Vermilion CC	HLTH 1448 ATV and GPS Land-Based Rescue	317.14	7.15	324.29
Vermilion CC	Independent Study courses	241.61	7.15	248.76
Winona State University	Creative Visions Teaching Academy (CVTA)	up to \$200/credi t		up to \$200/credit
Winona State University	SCIE 640 Topics in STEM Professional Development	150.00		150.00

The institution (at the president's discretion) may set the non-resident tuition rate at or greater than the program/course rates listed above.  
 \*Reclassification from the NRNR tuition pilot to program/course specific tuition rates. Minnesota SU Moorhead's course specific rate was effective beginning Fall Semester 2002 and St. Cloud SU's course specific rate since Fall Semester 1999.



Institution	Program/Course Name	FY2010 Tuition Rate Per Credit	FY2011 \$ Increase Per Credit	Board Approved FY2011 Tuition Rate Per Credit
Vermilion CC	HLTH 1446 High Angle Technical Rope Rescue	317.14	7.15	324.29
Vermilion CC	HLTH 1447 Water, Boat, and Ice Rescue	317.14	7.15	324.29
Vermilion CC	HLTH 1448 ATV and GPS Land-Based Rescue	317.14	7.15	324.29
Vermilion CC	Independent Study courses	241.61	7.15	248.76
Winona State University	Creative Visions Teaching Academy (CVTA)	up to \$200/credi t		up to \$200/credit
Winona State University	SCIE 640 Topics in STEM Professional Development	150.00		150.00

The institution (at the president's discretion) may set the non-resident tuition rate at or greater than the program/course rates listed above.  
 \*Reclassification from the NRNR tuition pilot to program/course specific tuition rates. Minnesota SU Moorhead's course specific rate was effective beginning Fall Semester 2002 and St. Cloud SU's course specific rate since Fall Semester 1999.

**Minnesota State Colleges and Universities  
Revenue Fund  
Proposed Room and Board Fees FY 2011**

	Approved FY 2010	Projected FY 2011	Percent Change
<b>Bemidji State University</b>			
	<b>Total Annual Fee</b>	<b>Total Annual Fee</b>	
Double Room	3,806.00	3,966.00	4%
Single Room	4,322.00	4,636.00	7%
Other Room Fees	134.00	134.00	0%
<b>Meal Plan options</b>			
400 meals + \$640 Beaver Bucks (Flex)	\$2,300.00	\$2,400.00	4%
Beaver Bucks (Flex)	\$2,300.00	\$2,400.00	4%
<b>Minnesota State University Moorhead</b>			
Double Room	\$3,480.00	\$3,634.00	4%
Single Room	\$4,052.00	\$4,228.00	4%
Other Room Fees	\$352.00	\$352.00	0%
14 Meals a Week	\$1,944.00	\$2,008.00	3%
Other Board Fees	\$200.00	\$200.00	0%
<b>Minnesota State University, Mankato</b>			
Double Room	\$3,766.00	\$4,019.00	7%
Single Room	\$5,314.00	\$5,569.00	5%
Other Room Fees	\$181.00	\$103.00	-43%
19 Meals a Week	\$1,902.00	\$2,011.00	6%
Other Board Fees	\$100.00	\$100.00	0%
<b>St. Cloud State University</b>			
Double Room	\$3,490.00	\$3,652.00	5%
Single Room	\$5,026.00	\$5,259.00	5%
Other Room Fees	\$334.00	\$334.00	0%
20 Meals a Week	\$1,842.00	\$1,920.00	4%
Other Board Fees	\$350.00	\$400.00	14%
<b>Southwest Minnesota State University</b>			
Double Room	\$3,487.00	\$3,676.00	5%
Single Room	\$4,554.00	\$4,846.00	6%
Other Room Fees	\$252.00	\$252.00	0%
15 Meals a Week	\$2,280.00	\$2,358.00	3%
Other Board Fees	\$350.00	\$350.00	0%
<b>Winona State University</b>			
Double Room	\$3,924.50	\$4,127.00	5% *
Single Room	\$5,055.50	\$5,283.00	5% *
Other Room Fees	\$570.50	\$588.00	3% *
*The above figures reflect the room and board rates for the Main campus only. The comparable rates for the West campus reflected an average increase of only 1.85% for a double and 2.08% for a single room, resulting in an aggregate increase of 3%			
14 Meals a Week (Contract base)	\$1,895.00	\$1,951.00	3%
Flex (Basic Mandatory)	\$290.00	\$300.00	3%
Average (double room & board)	\$6,205	\$6,473	4%

Rates are annualized. The "Other Room Fees" category refers to additional fees charged for telephone, cable and computers access. The "Other Board Fees" is for add-on money (flex dollars) required as part of a board plan, for alternative dining options. Each university has multiple room and board options; these are the most prevalent.

## Minnesota State Colleges - FY 2011 Housing Fees

(Not in Revenue Fund)

For the Academic Year

### FOND DU LAC TRIBAL AND COMMUNITY COLLEGE

* Cloquet	Doubles	\$	3,536
	Singles	\$	5,263
	Triples	\$	2,475

### MINNESOTA STATE COMMUNITY AND TECHNICAL COLLEGE

** Fergus Falls			
	Williams Hillside Village - Doubles	\$	2,750
	Williams Hillside Village - Singles	\$	3,350
	College Manor - Singles	\$	3,250

### MINNESOTA WEST COMMUNITY AND TECHNICAL COLLEGE

** Canby			
	Doubles	\$	1,800
	Singles	\$	2,600

### NORTHEAST HIGHER EDUCATION DISTRICT

* Rainy River	Doubles	\$	2,800
	Singles	\$	4,120
	Board	\$	800
* Hibbing			
	Doubles	\$	2,900
	Singles	\$	3,825
* & ** Itasca			
	Doubles	\$	3,400
	Singles	\$	3,650
	Triples	\$	3,300
	Board	\$	1,160
* Vermillion			
	Doubles	\$	3,000
	Singles	\$	3,800

\* Owned

\*\* Managed/Leased

**MINNESOTA STATE COLLEGES AND UNIVERSITIES**  
**Revenue Fund**  
**Proposed Student Union Facility Fees FY 2011**

	Approved FY 2010	Proposed FY 2011	% Increase
	<b>Total Annual Fee</b>	<b>Total Annual Fee</b>	
<b>Bemidji State University</b> Per credit charged to all students (10.67 per credit hour - 24 maximum )	\$246.33	\$256.18	3.84%
<b>Minnesota State University Moorhead</b> Per credit charged to all students (10.05 per credit hour - 24 maximum )	\$229.25	\$241.20	4.95%
<b>Minnesota State University, Mankato</b> Per credit charged to all students (10.38 per credit hour - 24 maximum )	\$249.12	\$249.12	0.00%
<b>St. Cloud State University</b> Per credit charged to all students (6.96 per credit hour - 24 maximum )	\$156.48	\$167.04	6.32%
<b>Southwest Minnesota State University</b> Per credit charged to all students (12.50 per credit hour - 24 maximum )	\$291.60	\$300.00	2.80%
<b>Winona State University</b> Per credit charged to all students (5.875 per credit hour - 24 maximum )	\$222.40	\$232.00	4.14%
<b>Minneapolis Community &amp; Technical College</b> Per credit charged to all students (7.00 per credit hour - 30 maximum )	\$210.00	\$210.00	0.00%
<b>Normandale Community College</b> Per credit charged to all students (6.00 per credit hour - 30 maximum )	\$150.00	\$180.00	16.67%
<b>Average Fee</b>	\$219.40	\$229.44	4.38%
<b>Maximum Fee</b>	\$300.00	\$300.00	0.00%

The maximum is approved by the board and was last increased for FY 2010

**MINNESOTA STATE COLLEGES AND UNIVERSITIES**  
**Revenue Fund**

**Proposed Wellness and Outdoor Recreation Facility Fees FY 2011**

	Approved FY 2010	Proposed FY 2011	%
	Total Annual Fee		Change
<b>Minnesota State University Moorhead</b> (7.75 per credit hour - 24 maximum )	\$180.00	\$186.00	3.23%
<b>Minnesota State University, Mankato</b> (2.50 per credit hour - 24 maximum )	\$60.00	\$60.00	0.00%
<b>Winona State University</b> (5.87 per credit hour - 24 maximum )	\$141.00	\$141.00	0.00%
<b>Minnesota State Community &amp; Technical College</b> Annual Wellness Fee (2.20 per credit hour - 30 maximum )	0	\$66.00	N/A

**MINNESOTA STATE COLLEGES AND UNIVERSITIES  
Revenue Fund**

**Proposed Parking Facility Fees FY 2011**

---

<b>Century College</b>	<b>\$120 per year based on per credit charge (\$4 per credit) (33% increase from last year's fee of \$90 - \$3 per credit)</b>
<b>Metro State</b>	<b>\$5.00/entry for cash; \$2.50/entry for prepaid cards (Rates are unchanged)</b>
<b>St. Cloud SU</b>	<b>\$1.00 per hour (\$8.00/daily maximum), \$400 per yearly permit (Rates are unchanged)</b>