



Minnesota
STATE COLLEGES
& UNIVERSITIES

FY2011 Operating Budget

Supplemental Packet

April/May 2010

Supplemental Packet includes:

Page

• FY2011 Undergraduate Tuition and Fees for a Full-Time Student.....	1
• FY2010 and FY2011 Fee Rates.....	3
• FY2011 Non-resident Rates.....	4
• FY2011 Online Rates.....	5
• Master Green Sheet.....	6
• FY2011 College/University Allocations	7
• FY2010 and FY2011 College/University Budget Summaries	9
• Student Full Year Equivalent (FYE) for FY2001-2013	18
• FY2008-2011 Reserve Balances.....	20
• Revenue Fund Projected Finance Plans and Fund Balances, Combined	21
• Summary of Consultation Letters	22
• Student Consultation Letters.....	29

Minnesota State Colleges and Universities
 FY2011 ANNUAL UNDERGRADUATE TUITION AND FEES RATES Based on Full Year Equivalent (30 credits)

Institution	Base Rates Approved by the Board of Trustees						Rates Charged to Students (ARRA Tuition Mitigation)					
	FY2010 Annual Tuition	FY2011 Annual Tuition	FY2011 Annual Tuition Increase	FY2011 Tuition \$ Change	FY2010 Annual Tuition & Fees*	FY2011 Annual Tuition & Fees*	FY2010 Annual Tuition	FY2011 Annual Tuition Increase	FY2011 Tuition \$ Change	FY2010 Annual Tuition & Fees*	FY2011 Annual Tuition & Fees*	FY2011 Annual Tuition & Fees Increase*

Institution	Base Rates Approved by the Board of Trustees						Rates Charged to Students (ARRA Tuition Mitigation)						
	FY2010 Annual Tuition	FY2011 Annual Tuition	FY2011 Annual Tuition Increase	FY2011 Tuition \$ Change	FY2010 Annual Tuition & Fees*	FY2011 Annual Tuition & Fees*	FY2010 Annual Tuition	FY2011 Annual Tuition Increase	FY2011 Tuition \$ Change	FY2010 Annual Tuition & Fees*	FY2011 Annual Tuition & Fees*	FY2011 Annual Tuition & Fees Increase*	FY2011 Tuition & Fee \$ Change*
STATE COLLEGES													
Alexandria Technical College	\$4,249	\$4,464	\$215	\$7.15	\$4,746	\$4,991	\$245	\$215	\$7.15	\$4,657	\$4,902	\$245	\$8.15
Anoka-Ramsey Community College	\$3,806	\$4,021	\$215	\$7.15	\$4,310	\$4,638	\$328	\$215	\$7.15	\$4,208	\$4,536	\$328	\$10.92
Anoka Technical College	\$4,417	\$4,632	\$214	\$7.15	\$4,816	\$5,031	\$214	\$215	\$7.15	\$4,731	\$4,946	\$215	\$7.15
Central Lakes College	\$4,198	\$4,413	\$215	\$7.15	\$4,795	\$5,018	\$223	\$215	\$7.15	\$4,705	\$4,927	\$223	\$7.42
Century College	\$4,253	\$4,467	\$214	\$7.15	\$4,780	\$5,024	\$245	\$215	\$7.15	\$4,690	\$4,934	\$245	\$8.15
Dakota County Technical College	\$4,540	\$4,754	\$214	\$7.15	\$5,164	\$5,378	\$214	\$210	\$7.15	\$5,084	\$5,298	\$215	\$7.15
Fond du Lac Tribal & Community College	\$4,198	\$4,409	\$210	\$7.01	\$4,650	\$4,861	\$210	\$209	\$6.95	\$4,560	\$4,770	\$210	\$7.01
Hennepin Technical College	\$4,193	\$4,401	\$209	\$6.95	\$4,495	\$4,703	\$209	\$155	\$5.15	\$4,415	\$4,624	\$209	\$6.95
Inver Hills Community College	\$4,408	\$4,562	\$155	\$5.15	\$4,895	\$5,049	\$155	\$215	\$7.15	\$4,811	\$4,965	\$155	\$5.15
Lake Superior College	\$3,870	\$4,085	\$215	\$7.15	\$4,494	\$4,709	\$215	\$128	\$4.25	\$4,394	\$4,608	\$215	\$7.15
Minneapolis Community & Technical College	\$4,305	\$4,433	\$128	\$4.25	\$4,757	\$4,885	\$128	\$275	\$9.15	\$4,675	\$4,802	\$128	\$4.25
Minnesota State College-Southeast Technical	\$4,437	\$4,652	\$215	\$7.15	\$4,794	\$5,069	\$275	\$132	\$4.40	\$4,711	\$4,986	\$275	\$9.15
Minnesota State Community & Technical College	\$4,395	\$4,527	\$132	\$4.40	\$4,899	\$5,031	\$132	\$132	\$4.40	\$4,814	\$4,943	\$129	\$4.30
Fergus Falls	\$4,395	\$4,527	\$132	\$4.40	\$4,989	\$5,121	\$132	\$132	\$4.40	\$4,904	\$5,033	\$129	\$4.30
Detroit Lakes	\$4,395	\$4,527	\$132	\$4.40	\$4,854	\$4,986	\$132	\$132	\$4.40	\$4,769	\$4,898	\$129	\$4.30
Moorhead	\$4,395	\$4,527	\$132	\$4.40	\$4,929	\$5,061	\$132	\$132	\$4.40	\$4,844	\$4,973	\$129	\$4.30
Wadena	\$4,395	\$4,527	\$132	\$4.40	\$4,824	\$4,956	\$132	\$215	\$7.15	\$4,739	\$4,868	\$129	\$4.30
Minnesota West Community & Technical College	\$4,544	\$4,758	\$214	\$7.15	\$5,017	\$5,231	\$215	\$206	\$6.88	\$4,937	\$5,151	\$215	\$7.15
Normandale Community College	\$4,308	\$4,523	\$214	\$7.15	\$4,820	\$5,027	\$206	\$215	\$7.15	\$4,738	\$4,945	\$207	\$6.88
North Hennepin Community College	\$4,398	\$4,612	\$215	\$7.15	\$4,833	\$5,047	\$215			\$4,749	\$4,963	\$215	\$7.15
Northeast Higher Education District													
Hibbing Community College	\$4,157	\$4,372	\$214	\$7.15	\$4,721	\$4,936	\$214	\$214	\$7.15	\$4,630	\$4,844	\$215	\$7.15
Itasca Community College	\$4,157	\$4,372	\$214	\$7.15	\$4,729	\$4,944	\$214	\$214	\$7.15	\$4,638	\$4,852	\$215	\$7.15
Mesabi Range Community & Technical College	\$4,157	\$4,372	\$214	\$7.15	\$4,721	\$4,936	\$214	\$214	\$7.15	\$4,630	\$4,844	\$215	\$7.15
Rainy River Community College	\$4,157	\$4,372	\$214	\$7.15	\$4,751	\$4,966	\$214	\$214	\$7.15	\$4,660	\$4,874	\$215	\$7.15
Vermilion Community College	\$4,157	\$4,372	\$214	\$7.15	\$4,751	\$4,966	\$214	\$155	\$5.16	\$4,660	\$4,874	\$215	\$7.15
Northland Community & Technical College	\$4,422	\$4,577	\$155	\$5.16	\$4,905	\$5,060	\$155	\$155	\$5.16	\$4,905	\$5,060	\$155	\$5.16
East Grand Forks	\$4,422	\$4,577	\$155	\$5.16	\$4,866	\$5,021	\$155	\$155	\$5.16	\$4,866	\$5,021	\$155	\$5.16
Thief River Falls	\$4,422	\$4,577	\$155	\$5.16	\$4,944	\$5,099	\$155	\$170	\$6.78	\$4,944	\$5,099	\$155	\$5.16
Northwest Technical College - Bemidji	\$4,662	\$4,877	\$215	\$7.15	\$5,001	\$5,171	\$170	\$203	\$6.78	\$4,955	\$5,124	\$170	\$5.65
Pine Technical College	\$4,065	\$4,268	\$203	\$6.78	\$4,551	\$4,754	\$203	\$222	\$7.38	\$4,457	\$4,660	\$203	\$6.78
Ridgewater College	\$4,303	\$4,517	\$215	\$7.15	\$4,816	\$5,037	\$222	\$223	\$7.42	\$4,729	\$4,950	\$221	\$7.38
Riverland Community College	\$4,362	\$4,577	\$215	\$7.15	\$4,926	\$5,149	\$223	\$215	\$7.15	\$4,841	\$5,063	\$223	\$7.42
Rochester Community and Technical College	\$4,359	\$4,574	\$215	\$7.15	\$5,028	\$5,243	\$215	\$194	\$6.45	\$4,944	\$5,159	\$215	\$7.15
St. Cloud Technical & Community College	\$4,300	\$4,494	\$194	\$6.45	\$4,818	\$5,012	\$194	\$210	\$7.00	\$4,737	\$4,922	\$185	\$6.15
Saint Paul College	\$4,280	\$4,490	\$210	\$7.00	\$4,642	\$4,852	\$210	\$213	\$7.10	\$4,554	\$4,764	\$210	\$7.00
South Central College	\$4,259	\$4,472	\$213	\$7.10	\$4,778	\$4,991	\$213	\$203	\$6.76	\$4,697	\$4,910	\$213	\$7.10
Average	\$4,277	\$4,480	\$203	\$6.77	\$4,780	\$4,990	\$210	\$203	\$6.76	\$4,697	\$4,907	\$210	\$6.99
College Average % change				4.8%					4.8%				4.5%

Minnesota State Colleges and Universities

FY2011 ANNUAL UNDERGRADUATE TUITION AND FEES RATES Based on Full Year Equivalent (30 credits)

Institution	Base Rates Approved by the Board of Trustees						Rates Charged to Students (ARRA Tuition Mitigation)							
	FY2010 Annual Tuition	FY2011 Annual Tuition	FY2011 Annual Tuition Increase	FY2011 Tuition \$ Change	FY2010 Annual Tuition & Fees*	FY2011 Annual Tuition & Fees*	FY2010 Annual Tuition	FY2011 Annual Tuition	FY2011 Annual Tuition Increase	FY2011 Tuition \$ Change	FY2010 Annual Tuition & Fees*	FY2011 Annual Tuition & Fees*	FY2011 Annual Tuition & Fees Increase*	FY2011 Tuition & Fee \$ Change*
STATE UNIVERSITIES														
Bemidji State University	\$6,352	\$6,638	\$286	\$9.52	\$7,014	\$7,300	\$286	\$9.52	\$286	\$9.52	\$6,953	\$7,239	\$286	\$9.52
Metropolitan State University	\$5,445	\$5,741	\$296	\$9.85	\$5,758	\$6,054	\$296	\$9.85	\$296	\$9.85	\$5,628	\$5,923	\$296	\$9.85
Minnesota State University, Mankato	\$5,752	\$6,048	\$296	\$9.85	\$6,238	\$6,534	\$296	\$9.85	\$296	\$9.85	\$6,117	\$6,413	\$296	\$9.85
Minnesota State University Moorhead*	\$5,948	\$6,254	\$296	\$9.85	\$6,300	\$6,608	\$308	\$9.85	\$308	\$9.85	\$6,186	\$6,494	\$308	\$10.27
St. Cloud State University	\$5,690	\$5,985	\$296	\$9.85	\$6,204	\$6,524	\$321	\$9.85	\$321	\$9.85	\$6,084	\$6,401	\$318	\$10.58
Southwest Minnesota State University	\$6,065	\$6,361	\$296	\$9.85	\$6,748	\$7,052	\$304	\$9.85	\$304	\$9.85	\$6,636	\$6,940	\$304	\$10.12
Winona State University*	\$6,053	\$6,349	\$296	\$9.85	\$6,570	\$6,873	\$303	\$9.85	\$303	\$9.85	\$6,458	\$6,761	\$303	\$10.08
Average	\$5,901	\$6,196	\$294	\$9.81	\$6,405	\$6,706	\$302	5.0%	\$302	\$9.81	\$6,295	\$6,596	\$301	\$10.04
University Average % change														4.7%
SYSTEM AVERAGE	\$4,584	\$4,805	\$220	\$7.35	\$5,087	\$5,315	\$227	4.8%	\$227	\$7.34	\$4,999	\$5,226	\$227	\$7.56
System Average % change														4.5%

Note: Fees include technology, athletics, health services, student activity/life, parking and statewide student association

*The parking fee is excluded from the calculation for Winona State University as it is only assessed to Rochester Center students.

*MSU Moorhead banded based on 31 credits

MnSCU Finance Division

April 2010

5834

Minnesota State Colleges and Universities
FY2010 and FY2011 Fee Rates

Institution	Technology		Athletics		Health Services		Student Activity/Life		Parking		Statewide Student Association		FY2010 Per Credit Rate	FY2010 Annual Fees	FY2011 Total Fees Per Credit	FY2011 Annual Fees	10-11 \$ Change	10-11 % Change
	FY2010 Per Credit Rate	FY2011 Per Credit Rate	FY2010 Per Credit Rate	FY2011 Per Credit Rate	FY2010 Per Credit Rate	FY2011 Per Credit Rate	FY2010 Per Credit Rate	FY2011 Per Credit Rate	FY2010 Per Credit Rate	FY2011 Per Credit Rate	FY2010 Per Credit Rate	FY2011 Per Credit Rate						
STATE COLLEGES																		
Alexandria TC	\$ 9.00	\$ 10.00			\$ 1.50	\$ 1.50	\$ 3.50	\$ 3.50	\$ 2.25	\$ 2.25	\$ 0.31	\$ 0.31	\$ 16.56	\$ 497	\$ 17.56	\$ 527	\$30.00	6.0%
Anoka-Ramsey CC																	\$127.50	25.3%
Cambridge	\$ 8.00	\$ 10.00					\$ 6.00	\$ 7.25	\$ 2.50	\$ 3.50	\$ 0.31	\$ 0.31	\$ 16.81	\$ 504	\$ 21.06	\$ 632	\$97.50	19.3%
Coon Rapids	\$ 8.00	\$ 10.00					\$ 6.00	\$ 7.25	\$ 2.50	\$ 3.50	\$ 0.31	\$ 0.31	\$ 16.81	\$ 504	\$ 20.06	\$ 602	\$0.00	0.0%
Anoka TC	\$ 8.00	\$ 8.00			\$ -	\$ 0.60	\$ 1.50	\$ 1.50	\$ 3.50	\$ 3.50	\$ 0.31	\$ 0.31	\$ 13.31	\$ 399	\$ 13.31	\$ 399	\$7.50	1.3%
Central Lakes College	\$ 10.00	\$ 10.00			\$ 0.60	\$ 0.60	\$ 7.00	\$ 7.25	\$ 2.00	\$ 2.00	\$ 0.31	\$ 0.31	\$ 19.91	\$ 597	\$ 20.16	\$ 605	\$30.00	5.7%
Century College	\$ 10.00	\$ 10.00					\$ 4.25	\$ 4.25	\$ 3.00	\$ 4.00	\$ 0.31	\$ 0.31	\$ 20.81	\$ 624	\$ 20.81	\$ 624	\$0.00	0.0%
Dakota County TC	\$ 10.00	\$ 10.00			\$ 1.00	\$ 1.00	\$ 7.00	\$ 7.00	\$ 2.50	\$ 2.50	\$ 0.31	\$ 0.31	\$ 15.06	\$ 452	\$ 15.06	\$ 452	\$0.00	0.0%
Fond du Lac Tribal & CC	\$ 8.00	\$ 8.00					\$ 5.75	\$ 5.75	\$ 1.00	\$ 1.00	\$ 0.31	\$ 0.31	\$ 10.26	\$ 302	\$ 10.26	\$ 302	\$0.00	0.0%
Hennepin TC	\$ 6.00	\$ 6.00					\$ 1.35	\$ 1.35	\$ 2.60	\$ 2.60	\$ 0.31	\$ 0.31	\$ 16.23	\$ 487	\$ 16.23	\$ 487	\$0.00	0.0%
Inver Hills CC	\$ 8.00	\$ 8.00			\$ 0.95	\$ 0.95	\$ 4.47	\$ 4.47	\$ 2.50	\$ 2.50	\$ 0.31	\$ 0.31	\$ 20.81	\$ 624	\$ 20.81	\$ 624	\$0.00	0.0%
Lake Superior College	\$ 10.00	\$ 10.00					\$ 6.50	\$ 6.50	\$ 4.00	\$ 4.00	\$ 0.31	\$ 0.31	\$ 15.06	\$ 452	\$ 15.06	\$ 452	\$0.00	0.0%
Minneapolis College	\$ 10.00	\$ 10.00			\$ 0.75	\$ 0.75	\$ 4.00	\$ 4.00			\$ 0.31	\$ 0.31	\$ 11.91	\$ 357	\$ 13.91	\$ 417	\$60.00	16.8%
Minnesota SC - Southeast TC	\$ 8.00	\$ 10.00			\$ 0.25	\$ 0.25	\$ 1.85	\$ 1.85	\$ 1.50	\$ 1.50								
Minnesota State C&TC																		
Fergus Falls CC	\$ 10.00	\$ 10.00					\$ 9.38	\$ 9.38	\$ 2.00	\$ 2.00	\$ 0.31	\$ 0.31	\$ 21.69	\$ 594	\$ 21.69	\$ 594	\$0.00	0.0%
Detroit Lakes	\$ 10.00	\$ 10.00					\$ 3.00	\$ 3.00	\$ 2.00	\$ 2.00	\$ 0.31	\$ 0.31	\$ 15.31	\$ 459	\$ 15.31	\$ 459	\$0.00	0.0%
Moorhead	\$ 10.00	\$ 10.00					\$ 5.50	\$ 5.50	\$ 2.00	\$ 2.00	\$ 0.31	\$ 0.31	\$ 17.81	\$ 534	\$ 17.81	\$ 534	\$0.00	0.0%
Wadena	\$ 10.00	\$ 10.00					\$ 2.00	\$ 2.00	\$ 2.00	\$ 2.00	\$ 0.31	\$ 0.31	\$ 14.31	\$ 429	\$ 14.31	\$ 429	\$0.00	0.0%
Minnesota West College	\$ 10.00	\$ 10.00					\$ 4.00	\$ 4.00	\$ 1.45	\$ 1.45	\$ 0.31	\$ 0.31	\$ 15.76	\$ 473	\$ 15.76	\$ 473	\$0.00	0.0%
Normandale CC	\$ 8.00	\$ 8.00					\$ 5.00	\$ 4.50	\$ 3.75	\$ 4.00	\$ 0.31	\$ 0.31	\$ 17.06	\$ 512	\$ 16.81	\$ 504	-\$7.50	-1.5%
North Hennepin CC	\$ 6.00	\$ 6.00					\$ 5.00	\$ 5.00	\$ 3.20	\$ 3.20	\$ 0.31	\$ 0.31	\$ 14.51	\$ 435	\$ 14.51	\$ 435	\$0.00	0.0%
Northeast Higher Education Dist																		
Hibbing College	\$ 10.00	\$ 10.00					\$ 6.50	\$ 6.50	\$ 2.00	\$ 2.00	\$ 0.31	\$ 0.31	\$ 18.81	\$ 564	\$ 18.81	\$ 564	\$0.00	0.0%
Itasca CC	\$ 10.00	\$ 10.00					\$ 6.75	\$ 6.75	\$ 2.00	\$ 2.00	\$ 0.31	\$ 0.31	\$ 19.06	\$ 572	\$ 19.06	\$ 572	\$0.00	0.0%
Mesabi Range College	\$ 10.00	\$ 10.00					\$ 6.50	\$ 6.50	\$ 2.00	\$ 2.00	\$ 0.31	\$ 0.31	\$ 18.81	\$ 564	\$ 18.81	\$ 564	\$0.00	0.0%
Rainy River CC	\$ 10.00	\$ 10.00					\$ 7.50	\$ 7.50	\$ 2.00	\$ 2.00	\$ 0.31	\$ 0.31	\$ 19.81	\$ 594	\$ 19.81	\$ 594	\$0.00	0.0%
Vermilion CC	\$ 10.00	\$ 10.00					\$ 7.50	\$ 7.50	\$ 2.00	\$ 2.00	\$ 0.31	\$ 0.31	\$ 19.81	\$ 594	\$ 19.81	\$ 594	\$0.00	0.0%
Northland College																		
East Grand Forks	\$ 8.00	\$ 8.00					\$ 4.00	\$ 4.00	\$ 2.50	\$ 2.50	\$ 0.31	\$ 0.31	\$ 14.81	\$ 444	\$ 14.81	\$ 444	\$0.00	0.0%
Thief River Falls	\$ 8.00	\$ 8.00					\$ 6.60	\$ 6.60	\$ 2.50	\$ 2.50	\$ 0.31	\$ 0.31	\$ 17.41	\$ 522	\$ 17.41	\$ 522	\$0.00	0.0%
Northwest Technical College (Bemidji)*	\$ 8.00	\$ 8.00					\$ 1.50	\$ 1.50	\$ -	\$ -	\$ 0.31	\$ 0.31	\$ 11.31	\$ 339	\$ 9.81	\$ 294	-\$45.00	-13.3%
Pine TC	\$ 10.00	\$ 10.00					\$ 3.40	\$ 3.40	\$ 2.50	\$ 2.50	\$ 0.31	\$ 0.31	\$ 16.21	\$ 486	\$ 16.21	\$ 486	\$0.00	0.0%
Ridgewater College	\$ 7.25	\$ 7.47			\$ 0.85	\$ 0.85	\$ 6.65	\$ 6.65	\$ 2.05	\$ 2.05	\$ 0.31	\$ 0.31	\$ 17.11	\$ 513	\$ 17.33	\$ 520	\$6.60	1.3%
Riverland College	\$ 9.00	\$ 9.00					\$ 6.50	\$ 6.75	\$ 3.00	\$ 3.00	\$ 0.31	\$ 0.31	\$ 18.81	\$ 564	\$ 19.06	\$ 572	\$7.50	1.3%
Rochester College	\$ 10.00	\$ 10.00					\$ 6.65	\$ 6.65	\$ 4.50	\$ 4.50	\$ 0.31	\$ 0.31	\$ 22.31	\$ 669	\$ 22.31	\$ 669	\$0.00	0.0%
St. Cloud TC	\$ 8.00	\$ 8.00			\$ 0.35	\$ 0.35	\$ 5.60	\$ 5.60	\$ 3.00	\$ 3.00	\$ 0.31	\$ 0.31	\$ 17.26	\$ 518	\$ 17.26	\$ 518	\$0.00	0.0%
Saint Paul College	\$ 7.25	\$ 7.25					\$ 3.00	\$ 3.00	\$ 1.50	\$ 1.50	\$ 0.31	\$ 0.31	\$ 12.06	\$ 362	\$ 12.06	\$ 362	\$0.00	0.0%
South Central College*	\$ 10.00	\$ 10.00					\$ 5.00	\$ 5.00	\$ 2.00	\$ 2.00	\$ 0.31	\$ 0.31	\$ 17.31	\$ 519	\$ 17.31	\$ 519	\$0.00	0.0%
AVERAGE	\$ 8.93	\$ 9.13			\$ 0.79	\$ 0.79	\$ 5.05	\$ 5.12	\$ 2.46	\$ 2.49	\$ 0.31	\$ 0.31	\$ 16.81	\$ 503	\$ 17.11	\$ 512	\$ 8.97	1.8%
STATE UNIVERSITIES																		
Bemidji SU*	\$ 9.00	\$ 9.00	\$ 3.66	\$ 3.66	\$ 3.20	\$ 3.24	\$ 5.75	\$ 5.75			\$ 0.43	\$ 0.43	\$ 22.04	\$ 661	\$ 22.08	\$ 662	\$1.20	0.2%
Metropolitan SU	\$ 6.00	\$ 6.00					\$ 4.00	\$ 4.00			\$ 0.43	\$ 0.43	\$ 10.43	\$ 313	\$ 10.43	\$ 313	\$0.00	0.0%
Minnesota SU, Mankato	\$ 7.00	\$ 7.00			\$ 4.38	\$ 4.38	\$ 8.45	\$ 8.45			\$ 0.43	\$ 0.43	\$ 20.26	\$ 486	\$ 20.26	\$ 486	\$0.00	0.0%
Minnesota SU Moorhead	\$ 1.00	\$ 1.00	\$ 4.53	\$ 4.53	\$ 5.42	\$ 5.42	\$ 3.29	\$ 3.35			\$ 0.43	\$ 0.43	\$ 14.67	\$ 352	\$ 14.73	\$ 354	\$1.44	0.4%
Southwest Minnesota SU	\$ 9.50	\$ 9.50	\$ 4.00	\$ 4.00	\$ 3.70	\$ 3.70	\$ 7.30	\$ 7.30	\$ 0.50	\$ 0.75	\$ 0.43	\$ 0.43	\$ 25.43	\$ 683	\$ 25.68	\$ 691	\$7.75	1.1%
St. Cloud SU	\$ 4.59	\$ 4.75	\$ 1.94	\$ 2.20	\$ 4.50	\$ 4.50	\$ 8.71	\$ 9.30			\$ 0.43	\$ 0.43	\$ 20.17	\$ 514	\$ 21.18	\$ 539	\$25.20	4.9%
Winona SU*	\$ 7.40	\$ 7.40	\$ 3.80	\$ 3.80	\$ 3.85	\$ 4.00	\$ 4.20	\$ 4.35	\$ 4.50	\$ 4.50	\$ 0.43	\$ 0.43	\$ 19.68	\$ 517	\$ 19.98	\$ 524	\$7.20	1.4%
AVERAGE	\$ 6.36	\$ 6.38	\$ 3.59	\$ 3.64	\$ 4.18	\$ 4.21	\$ 5.96	\$ 6.07	\$ 2.50	\$ 2.63	\$ 0.43	\$ 0.43	\$ 18.95	\$ 504	\$ 19.19	\$ 510	\$6.11	1.2%
SYSTEM AVERAGE	\$ 7.88	\$ 7.96	\$ 3.59	\$ 3.64	\$ 2.09	\$ 2.11	\$ 4.87	\$ 4.89	\$ 2.12	\$ 2.12	\$ 0.31	\$ 0.31	\$ 16.03	\$ 469	\$ 16.14	\$ 472	\$3.14	0.7%

* South Central College moving from parking permit charge to per credit charge. FY09 rate is estimate based on what permit charges were for FY09. FY10 shows new per credit rate.

*BSU: Of \$5.75 per credit student activity fee, \$33 per credit is dedicated to the green/sustainability project *WSU: The per credit parking fee is excluded from the annual fee calculation as it is assessed to only Rochester Center □

*Northwest Technical moving from a per credit parking rate to a parking permit program

MN State Colleges & Universities
 FY2011 Non-resident Tuition Rates

Institution	FY2011 Non-Resident
STATE COLLEGES	
Alexandria TC	\$148.79
Anoka Ramsey CC	\$134.02
Anoka TC	\$154.39
Central Lakes College	\$147.09
Century College	\$148.90
Dakota County TC	\$158.48
Fond du Lac Tribal & CC	\$287.44
Hennepin TC	\$146.70
Inver Hills CC	\$152.07
Lake Superior College	\$272.30
Minneapolis College	\$147.75
Minnesota SC - Southeast Tech	\$155.06
Minnesota State College	\$150.90
Minnesota West College*	\$317.22
Normandale CC	\$150.76
North Hennepin CC	\$153.74
Northeast Higher Ed District	
Hibbing College	\$182.16
Itasca CC	\$182.16
Mesabi Range College	\$182.16
Rainy River CC	\$182.16
Vermilion CC	\$182.16
Northland College	\$152.56
NW Technical College-Bemidji	\$162.55
Pine TC	\$284.56
Ridgewater College	\$150.58
Riverland College*	\$305.10
Rochester College	\$152.45
Saint Paul College	\$149.65
St. Cloud TC	\$149.79
South Central College	\$149.05

STATE UNIVERSITIES	FY2011 Undergraduate	FY2011 Graduate
Bemidji State University	\$232.15	\$330.25
Metropolitan State University	\$382.13	\$582.70
Minnesota SU, Mankato	\$511.60	\$515.00
Minnesota SU Moorhead*	\$403.50	\$593.46
Saint Cloud State University	\$431.15	\$474.45
Southwest MN State University	\$205.95	\$320.10
Winona State University	\$380.85	\$486.00

* Riverland, Minnesota West and MSU Moorhead only charges these rates to non-residents/non-reciprocity if paperwork is not submitted or MN resident tuition scholarship eligibility is not maintained; otherwise charge resident rate

MN State Colleges & Universities
 FY2011 Online tuition rates

Institution	FY2011 Resident	FY2011 Non Resident
-------------	-----------------	---------------------

STATE COLLEGES

Alexandria TC	\$199.00	\$199.00
Anoka Ramsey CC	\$167.37	\$167.37
Anoka TC	\$154.39	\$154.39
Central Lakes College	\$182.09	\$182.09
Century College	\$162.10	\$162.10
Dakota County TC	\$173.48	\$173.48
Fond du Lac Tribal & CC	\$170.44	\$314.44
Hennepin TC	\$171.60	\$171.60
Inver Hills CC	\$162.07	\$162.07
Lake Superior College	\$171.55	\$171.55
Minneapolis College	\$170.00	\$170.00
Minnesota SC - Southeast Tech	\$180.06	\$180.06
Minnesota State College	\$199.00	\$199.00
Minnesota West College	\$171.11	\$329.72
Normandale CC	\$170.76	\$170.76
North Hennepin CC	\$178.49	\$178.49
Northeast Higher Ed District		
Hibbing College	\$170.73	\$207.16
Itasca CC	\$170.73	\$207.16
Mesabi Range College	\$170.73	\$207.16
Rainy River CC	\$170.73	\$207.16
Vermilion CC	\$170.73	\$207.16
Northland College	\$199.00	\$199.00
NW Technical College-Bemidji	\$199.00	\$199.00
Pine TC	\$142.28	\$284.56
Ridgewater College	\$175.65	\$175.65
Riverland College	\$182.55	\$365.10
Rochester College	\$182.45	\$182.45
Saint Paul College	\$170.85	\$170.85
St. Cloud TC	\$187.24	\$187.24
South Central College	\$183.55	\$183.55

STATE UNIVERSITIES

FY2011 (undergraduate) FY2011 (graduate)

Bemidji State University	\$252.15	\$252.15	\$350.25	\$350.25
Metropolitan State University	\$255.45	\$255.45	\$383.19	\$383.19
Minnesota SU, Mankato	\$272.95	\$546.60	\$347.90	\$550.00
Minnesota SU Moorhead	\$256.75	\$458.50	\$351.73	\$648.46
Saint Cloud State University	\$275.75	\$275.75	\$378.45	\$378.45
Southwest MN State University	\$249.65	\$249.65	\$378.50	\$378.50
Winona State University	\$209.90	\$380.85	\$323.10	\$486.60

MnSCU MASTER GREEN SHEET
March 30, 2010

	FY2010	FY2011
Institutional Basic Allocations		
Base	471,324,100	463,836,015
ITC earnings	2,500,000	2,500,000
Technology	5,341,579	5,257,169
PALS	1,141,064	1,285,938
Non-resident tuition buy-down	2,595,013	2,554,006
Tuition Buydown	8,296,982	8,165,869
Competitive Salaries - IFO	1,988,186	1,956,768
NetWork (Contract & Non Credit)	10,229,394	10,067,744
Subtotal Basic Allocations	503,416,318	495,623,510
Institutional Priority Allocations		
Alliss Subsidy	387,782	381,654
Fire Fighter Subsidy	246,398	242,504
Management Programs (FBM/SBM)	170,464	167,770
Minnesota Online	529,595	521,226
Sign Language Interpreter	1,360,351	1,338,854
Centers for Excellence	4,413,288	4,343,547
Serving Underrepresented	11,000,000	10,826,173
Community Energy Pilots	388,369	382,232
Econ Dev e-Folio Upgrade	225,000	225,000
NHED - Range Voc Ed	1,000,000	1,000,000
Learning Network of Minnesota	4,800,000	4,800,000
Cook County Higher Education	40,000	40,000
Subtotal Institutional Priority Allocations	24,561,247	24,268,960
Systemwide Set Asides		
Attorney General	616,536	616,536
Debt Service - system level	15,539,000	18,039,000
- campus level	[12,650,000]	[14,150,000]
Enterprise Technology	20,000,000	19,683,951
Repair and Replacement	385,736	379,640
Searches	500,000	1,500,000
System audit program	1,054,403	1,054,403
Subtotal - Set Asides	38,095,675	41,273,530
STIMULUS FUNDS		
Tuition mitigation [FY2010 2% cumulative]	[12,946,000]	[12,946,000]
College/University operating budget support	[26,637,000]	[26,637,000]
TOTAL COLLEGE/UNIVERSITY ALLOCATIONS	605,656,240	600,749,000
Appropriation	566,073,240	561,166,000
Stimulus Funds	39,583,000	39,583,000
Office of Chancellor/Shared Services/Presidents	47,328,000	46,828,000
Office of Chancellor/Shared Services	39,828,000	38,828,000
Presidents' Compensation	7,500,000	8,000,000
TOTAL ALLOCATIONS	613,401,240	607,994,000
STATE APPROPRIATION	614,169,000	605,494,000
ITC EARNINGS	2,500,000	2,500,000
TOTAL TARGET RESOURCES	616,669,000	607,994,000
Unallocated resources*	3,267,760	0

*The \$3.27 million unallocated resources is due to suspending the awards of excellence programs.

**COLLEGE/UNIVERSITY ALLOCATIONS
(FRAMEWORK BASED ON FY2009 DATA) - DRAFT
January 2010**

Sum A thru F g/tot g

Inst ID	Institution Name	FY2009 FYE	A Allocation for Instruction & Academic Support	B Allocation for Administrative & Student Support Services	C Allocation for Facilities	D Allocation for Library	E Allocation for Separately Budgeted Research & Public Service	F Allocation for Enrollment Adjustment	G TOTAL ALLOCATION FRAMEWORK	H % Share of Allocation
0203	Alexandria TC	2,063	6,302,535	3,117,895	1,056,545	366,694	126,871	166,883	11,137,423	1.79%
0152	Anoka Ramsey CC	5,339	10,450,305	5,906,991	1,343,210	619,518	214,344	384,092	18,918,460	3.04%
0202	Anoka TC	1,643	4,463,259	2,477,027	878,409	273,654	94,680	106,410	8,293,441	1.33%
0070	Bemidji SU & Northwest TC-Bemidji	5,107	12,954,669	6,898,592	2,435,048	1,337,299	618,991	(187,992)	24,056,607	3.86%
0301	Central Lakes College	3,020	7,305,277	3,900,573	1,524,650	445,568	154,160	190,912	13,521,140	2.17%
0304	Century College	6,714	13,468,072	6,018,011	1,607,941	738,291	255,438	(86,520)	22,001,233	3.53%
0211	Dakota County TC	2,206	6,130,284	2,873,251	1,274,700	359,738	124,464	189,685	10,952,124	1.76%
0163	Fond du Lac Tribal & CC	1,242	2,423,622	2,079,265	381,883	170,967	59,152	98,920	5,213,809	0.84%
0204	Hennepin TC	3,889	11,780,780	5,203,416	2,318,798	675,605	233,750	4,811	20,217,161	3.25%
0157	Inver Hills CC	3,784	7,240,657	3,238,679	622,088	388,550	134,433	115,114	11,739,521	1.88%
0302	Lake Superior College	3,549	9,132,680	4,384,415	998,379	508,042	175,775	212,187	15,411,479	2.47%
0076	Metropolitan SU	5,069	13,154,649	6,777,392	1,933,157	1,311,912	607,240	370,148	24,154,498	3.88%
0305	Minneapolis College	6,538	13,413,634	5,959,049	2,510,343	765,906	264,993	(376,315)	22,537,610	3.62%
0213	Minnesota SC-Southeast Technical	1,660	4,546,533	2,641,597	788,220	279,172	96,590	73,960	8,426,072	1.35%
0442	Minnesota State College	4,584	12,069,116	5,672,253	1,701,099	680,486	235,439	262,975	20,621,369	3.31%
0072	Minnesota SU Moorhead	6,558	18,573,784	9,375,698	3,202,771	1,869,135	865,160	(651,310)	33,235,238	5.33%
0071	Minnesota SU, Mankato	13,773	34,001,564	15,095,546	3,978,026	3,184,508	1,474,003	(178,225)	57,555,423	9.24%
0209	Minnesota West College	2,088	6,542,691	3,823,931	1,590,623	418,504	144,796	24,306	12,544,850	2.01%
0156	Normandale CC	6,869	12,599,024	5,467,816	1,042,734	668,835	231,407	54,213	20,064,030	3.22%
0153	North Hennepin CC	4,625	8,924,631	4,312,507	906,439	495,025	171,272	85,238	14,895,113	2.39%
0411	Northeast Higher Education District	4,314	11,141,084	6,467,493	2,805,901	714,507	247,209	63,214	21,439,407	3.44%
0403	Northland College	2,788	8,441,635	3,900,036	1,375,776	480,111	166,111	156,184	14,519,853	2.33%
0205	Pine TC	516	1,423,482	1,581,160	286,775	115,200	39,857	88,789	3,535,264	0.57%
0308	Ridgewater College	3,306	9,714,754	4,492,089	1,730,193	557,796	192,990	263,380	16,951,201	2.72%
0307	Riverland College	2,274	6,734,563	3,778,602	1,599,816	423,954	146,682	29,223	12,712,840	2.04%
0306	Rochester College	4,410	10,715,479	4,704,477	1,890,382	605,862	209,620	(320,350)	17,805,469	2.86%
0206	Saint Paul College	3,785	9,073,782	4,195,867	1,333,318	511,104	176,835	(28,645)	15,262,260	2.45%
0309	South Central College	2,714	7,738,995	3,776,454	981,781	437,403	151,335	198,645	13,284,614	2.13%
0075	Southwest Minnesota SU	3,716	9,005,426	5,985,954	1,811,143	1,008,151	466,640	(601,798)	17,675,516	2.84%
0073	St. Cloud SU	14,563	39,425,479	16,826,010	4,594,920	3,650,785	1,689,826	(422,368)	65,764,652	10.56%
0208	St. Cloud College	3,046	7,869,688	3,469,496	934,031	429,563	148,623	302,938	13,154,338	2.11%
0074	Winona SU	8,172	20,348,616	9,769,629	2,934,355	1,983,156	917,937	(588,705)	35,364,987	5.68%
TOTAL		143,924	357,110,750	174,171,172	54,373,458	26,474,999	10,836,622	0	622,967,001	100.00%

**COLLEGE/UNIVERSITY ALLOCATIONS
(FRAMEWORK BASED ON FY2009 DATA) - DRAFT
January 2010**

Inst ID	Institution Name	I	J	K	L	M	N	O	P	Q	Q1
		FY2010 BASE ALLOCATION	% Share of FY2010 Base	50% FY2009 Base % Share	50% Allocation Framework % Share	FY2011 Base Allocation	\$ Change Over FY2010	% Share of FY2011 Allocation	% Change Over FY2010	Federal Stimulus - Operating	Federal Stimulus - Tuition Mitigation
0203	Alexandria TC	8,868,839	1.88%	4,363,968	4,146,237	8,510,205	(358,633)	1.83%	-4.0%	492,313	179,102
0152	Anoka Ramsey CC	13,158,107	2.79%	6,474,530	7,042,960	13,517,490	359,383	2.91%	2.7%	781,984	458,338
0202	Anoka TC	6,376,023	1.35%	3,137,363	3,087,480	6,224,843	(151,180)	1.34%	-2.4%	360,106	115,636
0070	Bemidji SU & Northwest TC-Bemidji	19,282,014	4.09%	9,487,837	8,955,788	18,443,625	(838,389)	3.98%	-4.3%	1,066,959	455,336
0301	Central Lakes College	10,147,113	2.15%	4,992,951	5,033,647	10,026,598	(120,515)	2.16%	-1.2%	580,036	195,327
0304	Century College	16,533,302	3.51%	8,135,316	8,190,614	16,325,930	(207,372)	3.52%	-1.3%	944,451	539,329
0211	Dakota County TC	8,754,968	1.86%	4,307,937	4,077,254	8,385,191	(369,777)	1.81%	-4.2%	485,081	165,965
0163	Fond du Lac Tribal & CC	3,455,000	0.73%	1,700,055	1,940,996	3,641,050	186,050	0.78%	5.4%	210,634	74,096
0204	Hennepin TC	16,197,521	3.44%	7,970,093	7,526,440	15,496,532	(700,988)	3.34%	-4.3%	896,471	332,516
0157	Inver Hills CC	8,531,179	1.81%	4,197,821	4,370,386	8,568,207	37,028	1.85%	0.4%	495,669	293,941
0302	Lake Superior College	11,348,365	2.41%	5,584,035	5,737,382	11,321,417	(26,948)	2.44%	-0.2%	654,941	307,875
0076	Metropolitan SU	17,410,552	3.69%	8,566,972	8,992,231	17,559,203	148,651	3.79%	0.9%	1,015,796	560,045
0305	Minneapolis College	16,929,520	3.59%	8,330,278	8,390,296	16,720,574	(208,946)	3.60%	-1.2%	967,281	528,517
0213	Minnesota SC-Southeast Technical	6,334,746	1.34%	3,117,052	3,136,856	6,253,908	(80,838)	1.35%	-1.3%	361,787	126,068
0442	Minnesota State College	15,458,249	3.28%	7,606,329	7,676,918	15,283,248	(175,002)	3.29%	-1.1%	884,132	344,751
0072	Minnesota SU Moorhead	25,684,369	5.45%	12,638,156	12,372,807	25,010,963	(673,406)	5.39%	-2.6%	1,446,878	719,679
0071	Minnesota SU, Mankato	44,125,112	9.36%	21,712,041	21,426,719	43,138,760	(986,352)	9.30%	-2.2%	2,495,567	1,471,095
0209	Minnesota West College	9,844,275	2.09%	4,843,938	4,670,194	9,514,132	(330,143)	2.05%	-3.4%	550,390	155,082
0156	Normandale CC	14,876,872	3.16%	7,320,259	7,469,432	14,789,691	(87,181)	3.19%	-0.6%	855,580	536,822
0153	North Hennepin CC	10,910,862	2.31%	5,368,759	5,545,149	10,913,908	3,046	2.35%	0.0%	631,367	340,286
0411	Northeast Higher Education District	16,959,665	3.60%	8,345,111	7,981,457	16,326,568	(633,097)	3.52%	-3.7%	944,488	351,975
0403	Northland College	11,045,409	2.34%	5,434,964	5,405,447	10,840,411	(204,998)	2.34%	-1.9%	627,115	207,407
0205	Pine TC	2,502,686	0.53%	1,231,462	1,316,107	2,547,570	44,884	0.55%	1.8%	147,376	39,090
0308	Ridgewater College	12,832,607	2.72%	6,314,365	6,310,589	12,624,955	(207,652)	2.72%	-1.6%	730,351	275,599
0307	Riverland College	9,879,107	2.10%	4,861,077	4,732,733	9,593,810	(285,297)	2.07%	-2.9%	555,000	173,418
0306	Rochester College	12,772,231	2.71%	6,284,657	6,628,616	12,913,273	141,042	2.78%	1.1%	747,030	339,023
0206	Saint Paul College	11,729,910	2.49%	5,771,776	5,681,831	11,453,607	(276,303)	2.47%	-2.4%	662,588	302,205
0309	South Central College	10,741,025	2.28%	5,285,189	4,945,593	10,230,782	(510,243)	2.21%	-4.8%	591,848	216,099
0075	Southwest Minnesota SU	13,411,893	2.85%	6,599,407	6,580,237	13,179,644	(232,249)	2.84%	-1.7%	762,439	279,321
0073	St. Cloud SU	48,723,782	10.34%	23,974,845	24,482,849	48,457,694	(266,087)	10.45%	-0.5%	2,803,266	1,573,592
0208	St. Cloud College	9,712,472	2.06%	4,779,083	4,897,094	9,676,177	(36,295)	2.09%	-0.4%	559,765	246,592
0074	Winona SU	26,786,326	5.68%	13,180,381	13,165,669	26,346,050	(440,276)	5.68%	-1.6%	1,524,113	846,070
TOTAL		471,324,100	100.00%	231,918,008	231,918,008	463,836,015	(7,488,085)	100.00%	-1.6%	26,832,803	12,750,197

**Minnesota State Colleges and Universities
FY2010-FY2011 Operating Budgets**

Alexandria Technical College

	FY2010 UPDATE			FY2011		
	General Fund	Other Funds	Total	General Fund	Other Funds	Total
REVENUES						
State Appropriation	10,314,297	0	10,314,297	9,646,307	0	9,646,307
Tuition	8,760,581	0	8,760,581	9,451,564	0	9,451,564
ARRA Stimulus Funds	155,882	528,129	684,011	179,102	492,313	671,415
Other	3,198,989	6,957,280	10,156,269	1,407,879	5,982,000	7,389,879
Carry forward	326,318	7,002	333,320	0	0	0
Total Revenues	22,756,067	7,492,411	30,248,478	20,684,852	6,474,313	27,159,165
EXPENDITURES						
Personnel	15,866,869	1,487,657	17,354,526	16,306,019	617,883	16,923,902
Other Operating Costs	6,889,198	6,004,754	12,893,952	4,378,833	5,856,430	10,235,263
Total Expenditures	22,756,067	7,492,411	30,248,478	20,684,852	6,474,313	27,159,165
Revenues/Expense	0	0	0	0	0	0

Anoka Ramsey Community College

	FY2010 UPDATE			FY2011		
	General Fund	Other Funds	Total	General Fund	Other Funds	Total
REVENUES						
State Appropriation	14,378,200		14,378,200	14,585,306		14,585,306
Tuition	23,842,301		23,842,301	24,139,189		24,139,189
ARRA Stimulus Funds	458,388	749,100	1,207,488	458,388	781,994	1,240,382
Other	2,975,625	32,377,273	35,352,898	1,822,604	32,000,000	33,822,604
Carry forward	0		0			0
Total Revenues	41,654,514	33,126,373	74,780,887	41,005,487	32,781,994	73,787,481
EXPENDITURES						
Personnel	29,819,413	550,000	30,369,413	28,581,414	550,000	29,131,414
Other Operating Costs	11,610,651	32,576,373	44,187,024	11,761,107	32,231,994	43,993,101
Total Expenditures	41,430,064	33,126,373	74,556,437	40,342,521	32,781,994	73,124,515
Revenues/Expense	224,450	0	224,450	662,966	0	662,966

Anoka Technical Colleges

	FY2010 UPDATE			FY2011		
	General Fund	Other Funds	Total	General Fund	Other Funds	Total
REVENUES						
State Appropriation	8,487,967		8,487,967	7,782,668		7,782,668
Tuition	8,730,168		8,730,168	9,030,680		9,030,680
ARRA Stimulus Funds	115,636	362,991	478,627	115,636	360,106	475,742
Other	771,400	13,511,419	14,282,819	663,019	13,754,223	14,417,242
Carry forward	77,819		77,819			0
Total Revenues	18,182,990	13,874,410	32,057,400	17,592,003	14,114,329	31,706,332
EXPENDITURES						
Personnel	13,584,440	382,544	13,966,984	13,189,899	385,520	13,575,419
Other Operating Costs	4,598,550	13,425,761	18,024,311	4,399,945	13,660,250	18,060,195
Total Expenditures	18,182,990	13,808,305	31,991,295	17,589,844	14,045,770	31,635,614
Revenues/Expense	0	66,105	66,105	2,159	68,559	70,718

Bemidji State University

	FY2010 UPDATE			FY2011		
	General Fund	Other Funds	Total	General Fund	Other Funds	Total
REVENUES						
State Appropriation	17,689,487		17,689,487	16,797,853		16,797,853
Tuition	27,548,581		27,548,581	28,562,000		28,562,000
ARRA Stimulus Funds	390,451	940,388	1,330,839	390,451	914,063	1,304,514
Other	2,075,000	26,700,000	28,775,000	2,100,000	30,800,000	32,900,000
Carry forward			0	584,381		584,381
Total Revenues	47,703,519	27,640,388	75,343,907	48,434,685	31,714,063	80,148,748
EXPENDITURES						
Personnel	37,086,708	4,500,000	41,586,708	38,011,243	3,950,000	41,961,243
Other Operating Costs	9,823,813	22,500,000	32,323,813	10,214,195	27,500,000	37,714,195
Total Expenditures	46,910,521	27,000,000	73,910,521	48,225,438	31,450,000	79,675,438
Revenues/Expense	792,998	640,388	1,433,386	209,247	264,063	473,310

**Minnesota State Colleges and Universities
FY2010-FY2011 Operating Budgets**

Central Lakes College

	FY2010 UPDATE			FY2011		
	General Fund	Other Funds	Total	General Fund	Other Funds	Total
REVENUES						
State Appropriation	11,256,093	0	11,256,093	10,877,428	0	10,877,428
Tuition	11,942,870	0	11,942,870	12,971,167	0	12,971,167
ARRA Stimulus Funds	195,327	577,682	773,009	195,327	580,036	775,363
Other	2,074,184	14,012,138	16,086,322	2,478,108	15,001,860	17,479,968
Carry forward	0	0	0	0		0
Total Revenues	25,468,474	14,589,820	40,058,294	26,522,030	15,581,896	42,103,926
EXPENDITURES						
Personnel	19,603,398	1,499,537	21,102,935	20,728,489	1,396,503	22,124,992
Other Operating Costs	5,865,076	13,090,283	18,955,359	5,793,541	14,185,393	19,978,934
Total Expenditures	25,468,474	14,589,820	40,058,294	26,522,030	15,581,896	42,103,926
Revenues/Expense	0	0	0	0	0	0

Century College

	FY2010 UPDATE			FY2011		
	General Fund	Other Funds	Total	General Fund	Other Funds	Total
REVENUES						
State Appropriation	19,005,630		19,005,630	18,606,314		18,606,314
Tuition	31,490,726		31,490,726	35,649,281		35,649,281
ARRA Stimulus Funds	599,130	881,451	1,480,581	635,078	848,702	1,483,780
Other	18,415,723	27,525,943	45,941,666	18,415,723	28,092,685	46,508,408
Carry forward	0		0	0		0
Total Revenues	69,511,209	28,407,394	97,918,603	73,306,396	28,941,387	102,247,783
EXPENDITURES						
Personnel	54,742,260	3,254,456	57,996,716	57,479,373	3,417,179	60,896,552
Other Operating Costs	12,347,766	24,454,026	36,801,792	12,965,154	25,676,727	38,641,882
Total Expenditures	67,090,026	27,708,482	94,798,508	70,444,527	29,093,906	99,538,433
Revenues/Expense	2,421,183	698,912	3,120,095	2,861,869	(152,519)	2,709,349

Dakota County Technical College

	FY2010 UPDATE			FY2011		
	General Fund	Other Funds	Total	General Fund	Other Funds	Total
REVENUES						
State Appropriation	10,039,837	0	10,039,837	9,572,267	0	9,572,267
Tuition	10,516,642	0	10,516,642	10,878,427	0	10,878,427
ARRA Stimulus Funds	165,965	498,426	664,391	165,965	485,081	651,046
Other	6,460,515	7,622,491	14,083,006	6,462,966	9,314,440	15,777,406
Carry forward	614,624	321,359	935,983	0	0	0
Total Revenues	27,797,583	8,442,276	36,239,859	27,079,624	9,799,521	36,879,145
EXPENDITURES						
Personnel	18,417,184	1,836,812	20,253,996	18,570,424	1,550,556	20,120,980
Other Operating Costs	9,380,399	6,605,464	15,985,863	8,509,200	8,248,965	16,758,165
Total Expenditures	27,797,583	8,442,276	36,239,859	27,079,624	9,799,521	36,879,145
Revenues/Expense	0	0	0	0	0	0

Fond du Lac Tribal & Community College

	FY2010 UPDATE			FY2011		
	General Fund	Other Funds	Total	General Fund	Other Funds	Total
REVENUES						
State Appropriation	3,613,232		3,613,232	3,644,400		3,644,400
Tuition	3,949,844		3,949,844	3,988,323		3,988,323
ARRA Stimulus Funds	74,096	196,696	270,792	74,096	210,634	284,730
Other	392,000	5,900,795	6,292,795	300,000	5,243,960	5,543,960
Carry forward	0		0			0
Total Revenues	8,029,172	6,097,491	14,126,663	8,006,819	5,454,594	13,461,413
EXPENDITURES						
Personnel	6,132,735	567,437	6,700,172	6,112,819	570,000	6,682,819
Other Operating Costs	1,896,437	5,530,054	7,426,491	1,894,000	4,884,594	6,778,594
Total Expenditures	8,029,172	6,097,491	14,126,663	8,006,819	5,454,594	13,461,413
Revenues/Expense	0	0	0	0	0	0

**Minnesota State Colleges and Universities
FY2010-FY2011 Operating Budgets**

Hennepin Technical College

	FY2010 UPDATE			FY2011		
	General Fund	Other Funds	Total	General Fund	Other Funds	Total
REVENUES						
State Appropriation	18,716,565		18,716,565	17,634,774		17,634,774
Tuition	17,539,313		17,539,313	20,907,188		20,907,188
ARRA Stimulus Funds	332,516	922,136	1,254,652	332,516	896,471	1,228,987
Other	5,520,937	34,699,647	40,220,584	5,775,525	39,324,797	45,100,322
Carry forward	1,797,652	133,680	1,931,332	800,000		800,000
Total Revenues	43,906,983	35,755,463	79,662,446	45,450,003	40,221,268	85,671,271
EXPENDITURES						
Personnel	29,692,499	1,436,017	31,128,516	33,448,752	1,394,870	34,843,622
Other Operating Costs	13,680,647	34,125,061	47,805,708	12,001,251	38,826,398	50,827,649
Total Expenditures	43,373,146	35,561,078	78,934,224	45,450,003	40,221,268	85,671,271
Revenues/Expense	533,837	194,385	728,222	0	0	0

Inver Hills Community College

	FY2010 UPDATE			FY2011		
	General Fund	Other Funds	Total	General Fund	Other Funds	Total
REVENUES						
State Appropriation	12,244,940		12,244,940	12,456,061		12,456,061
Tuition	17,813,575		17,813,575	18,598,851		18,598,851
ARRA Stimulus Funds	300,000	479,627	779,627	300,000	489,610	789,610
Other	2,875,568	11,756,000	14,631,568	2,657,813	11,911,414	14,569,227
Carry forward		17,754	17,754	632,665	155,393	788,058
Total Revenues	33,234,083	12,253,381	45,487,464	34,645,390	12,556,417	47,201,807
EXPENDITURES						
Personnel	23,890,376	1,600,206	25,490,582	25,912,799	1,529,627	27,442,426
Other Operating Costs	8,671,922	10,653,175	19,325,097	8,732,591	11,026,790	19,759,381
Total Expenditures	32,562,298	12,253,381	44,815,679	34,645,390	12,556,417	47,201,807
Revenues/Expense	671,785	0	671,785	0	0	0

Lake Superior College

	FY2010 UPDATE			FY2011		
	General Fund	Other Funds	Total	General Fund	Other Funds	Total
REVENUES						
State Appropriation	14,029,700	0	14,029,700	14,002,700	0	14,002,700
Tuition	15,030,000	0	15,030,000	16,140,000	0	16,140,000
ARRA Stimulus Funds	308,000	646,000	954,000	308,000	646,000	954,000
Other	2,927,100	13,360,700	16,287,800	3,649,000	13,710,000	17,359,000
Carry forward	0	0	0	0	0	0
Total Revenues	32,294,800	14,006,700	46,301,500	34,099,700	14,356,000	48,455,700
EXPENDITURES						
Personnel	22,247,900	2,232,700	24,480,600	23,227,000	2,295,000	25,522,000
Other Operating Costs	9,318,100	11,023,500	20,341,600	10,340,000	11,373,500	21,713,500
Total Expenditures	31,566,000	13,256,200	44,822,200	33,567,000	13,668,500	47,235,500
Revenues/Expense	728,800	750,500	1,479,300	532,700	687,500	1,220,200

Metropolitan State University

	FY2010 UPDATE			FY2011		
	General Fund	Other Funds	Total	General Fund	Other Funds	Total
REVENUES						
State Appropriation	22,239,974	-	22,239,974	21,132,770	-	21,132,770
Tuition	32,950,000	-	32,950,000	35,535,900	-	35,535,900
ARRA Stimulus Funds	544,985	1,006,255	1,551,240	560,045	1,015,796	1,575,841
Other	-	14,306,266	14,306,266	-	14,571,324	14,571,324
Carry forward	-	-	0	-	-	0
Total Revenues	55,734,959	15,312,521	71,047,480	57,228,715	15,587,120	72,815,835
EXPENDITURES						
Personnel	40,756,533	1,127,511	41,884,044	42,529,837	1,140,690	43,670,527
Other Operating Costs	13,966,816	14,185,010	28,151,826	14,698,878	14,446,430	29,145,308
Total Expenditures	54,723,349	15,312,521	70,035,870	57,228,715	15,587,120	72,815,835
Revenues/Expense	1,011,610	0	1,011,610	0	0	0

**Minnesota State Colleges and Universities
FY2010-FY2011 Operating Budgets**

Minneapolis Community & Technical College

	FY2010 UPDATE			FY2011		
	General Fund	Other Funds	Total	General Fund	Other Funds	Total
REVENUES						
State Appropriation	20,830,099		20,830,099	18,748,455		18,748,455
Tuition	35,088,508		35,088,508	35,790,278		35,790,278
ARRA Stimulus Funds	528,517	963,809	1,492,326	528,217	967,581	1,495,798
Other	36,957	34,115,900	34,152,857	36,957	34,115,900	34,152,857
Carry forward			0			0
Total Revenues	56,484,081	35,079,709	91,563,790	55,103,907	35,083,481	90,187,388
EXPENDITURES						
Personnel	40,328,186	5,813,961	46,142,147	40,439,270	6,104,659	46,543,929
Other Operating Costs	14,184,042	29,265,748	43,449,790	14,136,420	28,978,822	43,115,242
Total Expenditures	54,512,228	35,079,709	89,591,937	54,575,690	35,083,481	89,659,171
Revenues/Expense	1,971,853	0	1,971,853	528,217	0	528,217

Minnesota State College - Southeast Technical

	FY2010 UPDATE			FY2011		
	General Fund	Other Funds	Total	General Fund	Other Funds	Total
REVENUES						
State Appropriation	6,414,044		6,414,044	6,259,661		6,259,661
Tuition	7,600,000		7,600,000	8,800,000		8,800,000
ARRA Stimulus Funds	126,068	360,641	486,709	126,068	361,787	487,855
Other	1,800,000	5,200,000	7,000,000	1,800,000	5,500,000	7,300,000
Carry forward			0			0
Total Revenues	15,940,112	5,560,641	21,500,753	16,985,729	5,861,787	22,847,516
EXPENDITURES						
Personnel	11,500,000	600,000	12,100,000	11,800,000	700,000	12,500,000
Other Operating Costs	4,440,112	4,960,641	9,400,753	5,185,729	5,161,787	10,347,516
Total Expenditures	15,940,112	5,560,641	21,500,753	16,985,729	5,861,787	22,847,516
Revenues/Expense	0	0	0	0	0	0

Minnesota State Community & Technical College

	FY2010 UPDATE			FY2011		
	General Fund	Other Funds	Total	General Fund	Other Funds	Total
REVENUES						
State Appropriation	16,822,227	0	16,822,227	16,732,342	0	16,732,342
Tuition	20,556,404	0	20,556,404	21,432,849	0	21,432,849
ARRA Stimulus Funds	344,751	1,224,800	1,569,551	344,751	880,049	1,224,800
Other	4,289,457	19,513,121	23,802,578	4,316,443	19,873,754	24,190,197
Carry forward			0			0
Total Revenues	42,012,839	20,737,921	62,750,760	42,826,385	20,753,803	63,580,188
EXPENDITURES						
Personnel	33,908,210	1,048,541	34,956,751	34,095,682	1,373,689	35,469,371
Other Operating Costs	8,104,629	19,689,380	27,794,009	8,730,703	19,380,114	28,110,817
Total Expenditures	42,012,839	20,737,921	62,750,760	42,826,385	20,753,803	63,580,188
Revenues/Expense	0	0	0	0	0	0

Minnesota State University Moorhead

	FY2010 UPDATE			FY2011		
	General Fund	Other Funds	Total	General Fund	Other Funds	Total
REVENUES						
State Appropriation	26,555,061		26,555,061	25,572,165		25,572,165
Tuition	37,184,821		37,184,821	38,462,490		38,462,490
ARRA Stimulus Funds	719,679	1,462,229	2,181,908	719,679	1,446,878	2,166,557
Other	1,164,528	38,423,532	39,588,060	1,164,528	39,771,238	40,935,766
Carry forward			0			0
Total Revenues	65,624,089	39,885,761	105,509,850	65,918,862	41,218,116	107,136,978
EXPENDITURES						
Personnel	50,660,458	7,225,759	57,886,217	50,894,744	7,412,564	58,307,308
Other Operating Costs	14,963,631	32,660,002	47,623,633	15,024,118	33,805,552	48,829,671
Total Expenditures	65,624,089	39,885,761	105,509,850	65,918,862	41,218,116	107,136,978
Revenues/Expense	0	0	0	0	0	0

**Minnesota State Colleges and Universities
FY2010-FY2011 Operating Budgets**

Northeast Higher Education District

	FY2010 UPDATE			FY2011		
	General Fund	Other Funds	Total	General Fund	Other Funds	Total
REVENUES						
State Appropriation	19,267,154	0	19,267,154	18,512,915	0	18,512,915
Tuition	18,944,342	0	18,944,342	19,713,888	0	19,713,888
ARRA Stimulus Funds	340,677	969,490	1,310,167	329,198	924,969	1,254,167
Other	6,758,551	24,825,585	31,584,136	6,587,245	25,170,587	31,757,832
Carry forward	301,384	0	301,384	194,975	0	194,975
Total Revenues	45,612,108	25,795,075	71,407,183	45,338,221	26,095,556	71,433,777

EXPENDITURES

Personnel	33,324,791	4,865,669	38,190,460	33,079,894	4,932,474	38,012,368
Other Operating Costs	11,735,148	20,406,291	32,141,440	11,781,902	20,763,614	32,545,516
Total Expenditures	45,059,939	25,271,961	70,331,900	44,861,796	25,696,088	70,557,884

Revenues/Expense **552,169** **523,114** **1,075,283** **476,425** **399,468** **875,893**

Northland Community & Technical College

	FY2010 UPDATE			FY2011		
	General Fund	Other Funds	Total	General Fund	Other Funds	Total
REVENUES						
State Appropriation	11,475,765		11,475,765	11,150,384		11,150,384
Tuition	13,191,957		13,191,957	12,841,583		12,841,583
ARRA Stimulus Funds	207,407	628,823	836,230	207,407	627,115	834,522
Other	3,017,931	11,747,167	14,765,098	3,000,000	12,127,167	15,127,167
Carry forward	0		0	0		0
Total Revenues	27,893,060	12,375,990	40,269,050	27,199,374	12,754,282	39,953,656

EXPENDITURES

Personnel	20,708,088	1,422,574	22,130,662	20,332,500		20,332,500
Other Operating Costs	7,150,246	10,941,419	18,091,665	6,866,874	11,321,419	18,188,293
Total Expenditures	27,858,334	12,363,993	40,222,327	27,199,374	11,321,419	38,520,793

Revenues/Expense **34,726** **11,997** **46,723** **0** **1,432,863** **1,432,863**

Northwest Technical College - Bemidji

	FY2010 UPDATE			FY2011		
	General Fund	Other Funds	Total	General Fund	Other Funds	Total
REVENUES						
State Appropriation	2,772,698		2,772,698	2,673,767		2,673,767
Tuition	4,803,709		4,803,709	4,987,720		4,987,720
ARRA Stimulus Funds	64,885	157,350	222,235	64,885	152,896	217,781
Other	818,000	4,300,000	5,118,000	843,000	4,600,000	5,443,000
Carry forward	171,264		171,264	144,352		144,352
Total Revenues	8,630,556	4,457,350	13,087,906	8,713,724	4,752,896	13,466,620

EXPENDITURES

Personnel	6,122,126	125,000	6,247,126	6,119,189	127,500	6,246,689
Other Operating Costs	2,508,430	4,150,000	6,658,430	2,594,535	4,500,000	7,094,535
Total Expenditures	8,630,556	4,275,000	12,905,556	8,713,724	4,627,500	13,341,224

Revenues/Expense **0** **182,350** **182,350** **0** **125,396** **125,396**

Pine Technical College

	FY2010 UPDATE			FY2011		
	General Fund	Other Funds	Total	General Fund	Other Funds	Total
REVENUES						
State Appropriation	2,806,283		2,806,283	2,852,006		2,852,006
Tuition	2,854,790		2,854,790	3,083,173		3,083,173
ARRA Stimulus Funds	39,090	142,480	181,570	39,090	147,376	186,466
Other	3,078,490	7,519,857	10,598,347	2,947,923	7,821,535	10,769,458
Carry forward		77	77			0
Total Revenues	8,778,653	7,662,414	16,441,067	8,922,192	7,968,911	16,891,103

EXPENDITURES

Personnel	5,533,754	1,861,223	7,394,977	5,755,104	1,935,672	7,690,776
Other Operating Costs	2,283,897	5,801,191	8,085,088	2,375,253	6,033,239	8,408,492
Total Expenditures	7,817,651	7,662,414	15,480,065	8,130,357	7,968,911	16,099,268

Revenues/Expense **961,002** **0** **961,002** **791,835** **0** **791,835**

**Minnesota State Colleges and Universities
FY2010-FY2011 Operating Budgets**

Ridgewater College

	FY2010 UPDATE			FY2011		
	General Fund	Other Funds	Total	General Fund	Other Funds	Total
REVENUES						
State Appropriation	15,512,033	0	15,512,033	15,381,354	0	15,381,354
Tuition	14,881,068	0	14,881,068	15,687,570	0	15,687,570
ARRA Stimulus Funds	275,599	730,351	1,005,950	275,599	730,351	1,005,950
Other	4,195,000	11,384,681	15,579,681	3,755,000	11,738,681	15,493,681
Carry forward	661,600	40,655	702,255	500,477	40,000	540,477
Total Revenues	35,525,300	12,155,687	47,680,987	35,600,000	12,509,032	48,109,032
EXPENDITURES						
Personnel	25,814,000	1,773,063	27,587,063	26,330,000	1,724,063	28,054,063
Other Operating Costs	9,711,300	9,902,514	19,613,814	9,270,000	10,330,000	19,600,000
Total Expenditures	35,525,300	11,675,577	47,200,877	35,600,000	12,054,063	47,654,063
Revenues/Expense	0	480,110	480,110	0	454,969	454,969

Riverland College

	FY2010 UPDATE			FY2011		
	General Fund	Other Funds	Total	General Fund	Other Funds	Total
REVENUES						
State Appropriation	10,891,470	0	10,891,470	10,447,028	0	10,447,028
Tuition	12,573,165	0	12,573,165	13,076,092	0	13,076,092
ARRA Stimulus Funds	173,418	562,424	735,842	173,418	555,000	728,418
Other	964,329	9,381,538	10,345,867	900,000	9,000,000	9,900,000
Carry forward	0	0	0	0	0	0
Total Revenues	24,602,382	9,943,962	34,546,344	24,596,538	9,555,000	34,151,538
EXPENDITURES						
Personnel	19,072,055	901,751	19,973,806	19,000,000	920,000	19,920,000
Other Operating Costs	5,530,327	9,042,211	14,572,538	5,596,538	8,635,000	14,231,538
Total Expenditures	24,602,382	9,943,962	34,546,344	24,596,538	9,555,000	34,151,538
Revenues/Expense	0	0	0	0	0	0

Rochester Community & Technical College

	FY2010 UPDATE			FY2011		
	General Fund	Other Funds	Total	General Fund	Other Funds	Total
REVENUES						
State Appropriation	14,869,823		14,869,823	14,425,153		14,425,153
Tuition	23,411,759		23,411,759	23,601,625		23,601,625
ARRA Stimulus Funds	339,022	727,132	1,066,154	339,023	747,030	1,086,053
Other	4,760,691	35,506,593	40,267,284	10,000,000	35,000,000	45,000,000
Carry forward	3,883,898	7,360,267	11,244,165	0	0	0
Total Revenues	47,265,192	43,593,992	90,859,185	48,365,801	35,747,030	84,112,831
EXPENDITURES						
Personnel	30,917,855	2,592,260	33,510,115	32,772,926	2,747,796	35,520,722
Other Operating Costs	14,886,224	40,603,661	55,489,885	13,439,023	32,660,977	46,100,000
Total Expenditures	45,804,079	43,195,921	89,000,000	46,211,949	35,408,773	81,620,722
Revenues/Expense	1,461,114	398,071	1,859,185	2,153,852	338,257	2,492,109

Saint Paul College

	FY2010 UPDATE			FY2011		
	General Fund	Other Funds	Total	General Fund	Other Funds	Total
REVENUES						
State Appropriation	12,518,190		12,518,190	12,134,144		12,134,144
Tuition	18,426,586		18,426,586	20,226,035		20,226,035
ARRA Stimulus Funds	302,205	667,792	969,997	302,205	662,588	964,793
Other	2,633,545	41,586,400	44,219,945	2,616,200	45,380,000	47,996,200
Carry forward			0	98,499		98,499
Total Revenues	33,880,526	42,254,192	76,134,718	35,377,083	46,042,588	81,419,671
EXPENDITURES						
Personnel	23,552,693	2,614,513	26,167,206	24,540,849	2,672,588	27,213,437
Other Operating Costs	10,327,833	39,639,679	49,967,512	10,836,234	43,370,000	54,206,234
Total Expenditures	33,880,526	42,254,192	76,134,718	35,377,083	46,042,588	81,419,671
Revenues/Expense	0	0	0	0	0	0

**Minnesota State Colleges and Universities
FY2010-FY2011 Operating Budgets**

St. Cloud State University

	FY2010 UPDATE			FY2011		
	General Fund	Other Funds	Total	General Fund	Other Funds	Total
REVENUES						
State Appropriation	51,058,618		51,058,618	48,502,274		48,502,274
Tuition	81,053,566		81,053,566	83,346,670		83,346,670
ARRA Stimulus Funds	1,573,592	2,803,266	4,376,858	1,573,592	2,803,266	4,376,858
Other	6,675,136	48,875,340	55,550,476	6,500,000	50,375,340	56,875,340
Carry forward	2,000,000		2,000,000	0		0
Total Revenues	142,360,912	51,678,606	194,039,518	139,922,536	53,178,606	193,101,142
EXPENDITURES						
Personnel	114,355,988	21,924,558	136,280,546	111,630,000	22,582,295	134,212,295
Other Operating Costs	27,905,781	29,192,046	57,097,827	27,907,372	30,067,765	57,975,137
Total Expenditures	142,261,769	51,116,604	193,378,373	139,537,372	52,650,060	192,187,432
Revenues/Expense	99,143	562,002	661,145	385,164	528,546	913,710

St. Cloud Technical & Community College

	FY2010 UPDATE			FY2011		
	General Fund	Other Funds	Total	General Fund	Other Funds	Total
REVENUES						
State Appropriation	11,407,428		11,407,428	11,061,679		11,061,679
Tuition	15,150,275		15,150,275	16,116,091		16,116,091
ARRA Stimulus Funds		799,530	799,530		806,357	806,357
Other	4,250,135	12,732,693	16,982,828	3,630,135	13,114,674	16,744,809
Carry forward			0	1,306,032		1,306,032
Total Revenues	30,807,838	13,532,223	44,340,061	32,113,937	13,921,031	46,034,968
EXPENDITURES						
Personnel	21,245,604		21,245,604	22,169,276		22,169,276
Other Operating Costs	8,256,202	13,510,848	21,767,050	9,944,661	13,899,015	23,843,676
Total Expenditures	29,501,806	13,510,848	43,012,654	32,113,937	13,899,015	46,012,952
Revenues/Expense	1,306,032	21,375	1,327,407	0	22,016	22,016

***\$1.3 mil balance equates to pending legislation regarding repayment of lease revenues. Funds moved to FY11 for equipment and R&R

South Central College

	FY2010 UPDATE			FY2011		
	General Fund	Other Funds	Total	General Fund	Other Funds	Total
REVENUES						
State Appropriation	11,717,375		11,717,375	10,240,194		10,240,194
Tuition	11,785,635		11,785,635	13,171,500		13,171,500
ARRA Stimulus Funds	216,099	611,494	827,593	216,099	591,848	807,947
Other	2,980,401	10,194,021	13,174,422	2,073,908	12,124,000	14,197,908
Carry forward			0	96,464		96,464
Total Revenues	26,699,510	10,805,515	37,505,025	25,798,165	12,715,848	38,514,013
EXPENDITURES						
Personnel	19,543,216	1,536,494	21,079,710	20,902,944	2,571,848	23,474,792
Other Operating Costs	7,156,294	9,269,021	16,425,315	4,895,221	10,144,000	15,039,221
Total Expenditures	26,699,510	10,805,515	37,505,025	25,798,165	12,715,848	38,514,013
Revenues/Expense	0	0	0	(0)	0	(0)

Southwest Minnesota State University

	FY2010 UPDATE			FY2011		
	General Fund	Other Funds	Total	General Fund	Other Funds	Total
REVENUES						
State Appropriation	16,334,363		16,334,363	13,875,333		13,875,333
Tuition	18,920,551		18,920,551	19,400,000		19,400,000
ARRA Stimulus Funds	279,321	763,548	1,042,869	279,321	762,439	1,041,760
Other	2,299,451	15,557,049	17,856,500	1,306,500	15,863,204	17,169,704
Carry forward	11,013	645,149	656,162	846,314	246,577	1,092,891
Total Revenues	37,844,699	16,965,746	54,810,445	35,707,468	16,872,220	52,579,688
EXPENDITURES						
Personnel	26,780,441	2,311,392	29,091,833	26,591,425	2,759,386	29,350,811
Other Operating Costs	9,279,024	14,654,354	23,933,378	9,116,043	14,112,834	23,228,877
Total Expenditures	36,059,465	16,965,746	53,025,211	35,707,468	16,872,220	52,579,688
Revenues/Expense	1,785,234	0	1,785,234	0	0	0

**Minnesota State Colleges and Universities
FY2010-FY2011 Operating Budgets**

Winona State University

	FY2010 UPDATE			FY2011		
	General Fund	Other Funds	Total	General Fund	Other Funds	Total
REVENUES						
State Appropriation	27,121,635		27,121,635	26,370,288		26,370,288
Tuition	47,506,206		47,506,206	51,375,346		51,375,346
ARRA Stimulus Funds	846,070	1,524,964	2,371,034	846,070	1,524,964	2,371,034
Other	5,500,000	46,079,913	51,579,913	5,500,000	52,282,664	57,782,664
Carry forward	1,000,000		1,000,000	1,000,000		1,000,000
Total Revenues	81,973,911	47,604,877	129,578,788	85,091,704	53,807,628	138,899,332
EXPENDITURES						
Personnel	62,286,576	7,370,066	69,656,642	63,711,281	8,492,113	72,203,394
Other Operating Costs	19,491,479	39,398,199	58,889,678	20,959,167	44,573,744	65,532,911
Total Expenditures	81,778,055	46,768,265	128,546,320	84,670,448	53,065,857	137,736,305
Revenues/Expense	195,856	836,612	1,032,468	421,256	741,771	1,163,027

**MINNESOTA STATE COLLEGES AND UNIVERSITIES
Student Full Year Equivalent (FYE) for FY2001-2013**

Institution	Actual FY2001	Actual FY2002	Actual FY2003	Actual FY2004	Actual FY2005	Actual FY2006	Actual FY2007	Actual FY2008	Actual FY2009	Projected FY2010 (FEB 10)	Projected FY2011 (FEB 10)	Projected FY2012 (FEB 10)	Projected FY2013 (FEB 10)
STATE COLLEGES													
Alexandria Technical College	2,066	2,131	2,158	2,153	2,145	2,071	2,114	2,110	2,063	2,150	2,125	2,125	2,125
Anoka-Ramsey Community College	3,692	3,811	4,210	4,495	4,550	4,540	4,876	5,113	5,339	6,200	5,850	5,768	5,653
Anoka Technical College	1,402	1,597	1,594	1,679	1,559	1,601	1,576	1,527	1,643	1,902	1,920	1,950	2,005
Central Lakes College	2,485	2,505	2,571	2,478	2,362	2,347	2,340	2,645	3,020	3,350	3,350	3,350	3,350
Century College	4,825	5,213	5,824	6,134	6,133	5,980	5,957	6,287	6,714	7,631	8,089	8,332	8,582
Dakota County Technical College	1,924	2,033	2,133	2,250	2,245	2,255	2,203	2,104	2,206	2,375	2,250	2,250	2,270
Fergus Falls Community College*	1,216	1,292											
Fond du Lac Tribal & Community College	603	693	862	1,050	1,121	1,190	1,179	1,268	1,242	1,267	1,280	1,292	1,305
Hennepin Technical College	3,557	3,717	3,784	3,631	3,642	3,649	3,616	3,781	3,889	4,557	4,557	4,643	4,736
Inver Hills Community College	2,481	2,764	3,102	3,274	3,380	3,300	3,488	3,656	3,784	4,215	4,320	4,385	4,451
Lake Superior College	2,501	2,923	3,080	3,362	3,505	3,396	3,279	3,415	3,549	3,621	3,684	3,749	3,815
Minneapolis Community & Technical College	4,432	5,027	5,358	5,220	5,013	5,329	5,706	6,252	6,538	7,410	7,550	7,710	7,860
Minnesota State College-Southeast Technical	1,086	1,369	1,402	1,520	1,558	1,578	1,514	1,552	1,660	1,975	1,975	1,950	1,950
Minnesota State Community & Technical College			4,082	4,288	4,414	4,619	4,601	4,595	4,584	4,850	4,932	4,950	4,950
Minnesota West Community & Technical College	2,041	2,080	2,144	2,174	2,154	2,067	2,048	2,062	2,088	2,300	2,150	2,150	2,150
Normandale Community College	4,864	5,197	5,527	5,857	6,108	6,008	6,348	6,648	6,869	7,365	7,400	7,500	7,600
North Hennepin Community College	3,332	3,604	3,952	4,211	4,283	4,165	4,191	4,314	4,625	5,090	5,090	5,090	5,090
Northeast Higher Education District	4,401	4,779	4,720	4,651	4,474	4,188	4,244	4,273	4,314	4,502	4,473	4,488	4,530
Hibbing Community College	1,393	1,408	1,414	1,465	1,381	1,176	1,145	1,207	1,315	1,373	1,360	1,345	1,345
Itasca Community College	862	961	972	977	1,001	998	1,045	999	969	1,050	990	990	1,000
Mesabi Range Community & Technical College	1,136	1,372	1,312	1,244	1,151	1,069	1,105	1,148	1,194	1,194	1,205	1,218	1,230
Rainy River Community College	335	362	306	302	323	320	303	304	261	280	300	310	325
Vermilion Community College	675	676	716	663	618	625	646	615	575	605	618	625	630
Northland Community & Technical College	1,348	1,438	2,689	2,738	2,785	2,744	2,850	2,814	2,788	2,800	2,830	2,860	2,890
Northwest Technical College****	4,044	4,221											
Northwest Technical College (Bemidji)			613	739	730	730	755	870	831	950	950	950	950
Pine Technical College	479	447	402	422	422	410	437	479	516	630	600	624	649
Ridgewater College	2,950	3,024	3,221	3,384	3,292	3,145	3,196	3,304	3,306	3,530	3,541	3,612	3,615
Riverland Community College	2,001	2,279	2,513	2,746	2,421	2,311	2,273	2,329	2,274	2,561	2,494	2,485	2,435
Rochester Community & Technical College	3,473	3,744	4,011	4,230	4,383	4,388	4,273	4,270	4,410	4,710	4,898	5,094	5,298
Saint Paul College	2,809	2,984	3,002	3,000	3,012	3,090	3,276	3,499	3,785	4,350	4,655	4,980	5,329
South Central College	2,552	2,531	2,715	2,622	2,514	2,238	2,344	2,504	2,714	2,900	3,000	3,100	3,100
St. Cloud Technical College	2,232	2,396	2,631	2,733	2,738	2,666	2,782	2,983	3,046	3,475	3,579	3,687	3,797
SUBTOTAL	68,796	73,799	78,300	81,041	80,943	80,005	81,466	84,654	87,797	96,666	97,542	99,074	100,485

**MINNESOTA STATE COLLEGES AND UNIVERSITIES
Student Full Year Equivalent (FYE) for FY2001-2013**

Institution	Actual FY2001	Actual FY2002	Actual FY2003	Actual FY2004	Actual FY2005	Actual FY2006	Actual FY2007	Actual FY2008	Actual FY2009	Projected FY2010 (FEB 10)	Projected FY2011 (FEB 10)	Projected FY2012 (FEB 10)	Projected FY2013 (FEB 10)
STATE UNIVERSITIES													
Akita Campus	21	11	11										
Bemidji State University	4,232	4,256	4,362	4,386	4,260	4,229	4,220	4,272	4,276	4,430	4,470	4,500	4,500
Metropolitan State University	3,681	4,125	4,516	4,662	4,598	4,571	4,600	4,745	5,069	5,366	5,634	5,915	6,211
Minnesota State University Moorhead	6,501	6,678	6,993	7,008	7,009	6,818	6,661	6,578	6,558	6,720	6,787	6,978	7,048
Minnesota State University, Mankato	12,086	12,589	13,157	13,406	13,373	13,343	13,222	13,624	13,773	13,900	14,000	14,150	14,250
Southwest Minnesota State University	3,372	3,532	3,458	3,513	3,695	3,754	3,689	3,678	3,716	3,793	3,800	3,800	3,800
St. Cloud State University	13,175	13,859	14,206	14,037	13,934	13,825	14,070	14,382	14,563	14,974	14,850	14,880	14,910
Winona State University	6,997	7,366	7,583	7,766	7,682	7,675	7,911	7,952	8,172	8,400	8,420	8,450	8,500
SUBTOTAL	50,065	52,416	54,286	54,778	54,551	54,215	54,373	55,231	56,127	57,583	57,961	58,673	59,219
TOTAL	118,861	126,215	132,586	135,819	135,494	134,220	135,839	139,885	143,924	154,249	155,503	157,747	159,704

Change from Prior Year 4.1% 6.2% 5.0% 2.4% -0.2% -0.9% 1.2% 3.0% 2.9% 7.2% 0.8% 1.4% 1.2%

Change from Base 99

**MINNESOTA STATE COLLEGES AND UNIVERSITIES
FY2008-2011 RESERVE BALANCES**

Institution	FY2008 Actual Reserve	Reserve as % of General Operating Revenue	FY2009 Actual Reserve	Reserve as % of General Operating Revenue	FY2010 Estimated Reserve (Proj April 2010)	Reserve as % of General Operating Revenue	FY2011 Estimated Reserve (Proj April 2010)
STATE COLLEGES							
Alexandria TC	1,165,486	5%	1,186,492	5%	\$1,200,000	5%	\$1,200,000
Anoka Ramsey CC	2,603,000	8%	2,572,755	7%	\$3,500,000	9%	\$3,700,000
Anoka TC	1,411,053	8%	1,458,555	8%	\$1,458,555	8%	\$1,408,000
Central Lakes College	1,590,231	6%	1,656,344	6%	\$1,820,000	7%	\$1,880,000
Century College	3,900,000	8%	2,750,000	5%	\$3,000,000	5%	\$3,000,000
Dakota County TC	1,385,000	5%	1,385,000	5%	\$1,385,000	5%	\$1,385,000
Fond du Lac Tribal & CC	0	0%	150,379	2%	\$150,000	2%	\$150,000
Hennepin TC	2,098,429	5%	2,144,727	5%	\$2,077,580	5%	\$2,077,580
Inver Hills CC	1,300,000	5%	1,425,000	5%	\$1,537,872	5%	\$1,646,750
Lake Superior College	2,037,191	7%	252,397	1%	\$1,374,800	4%	\$2,553,500
Minneapolis College	3,995,545	8%	4,043,000	7%	\$3,851,971	7%	\$3,953,886
Minnesota SC - Southeast Technical	900,000	6%	1,000,000	6%	\$1,000,000	5%	\$1,000,000
Minnesota State College	2,035,714	5%	2,292,935	5%	\$2,542,750	5%	\$2,600,000
Minnesota West College	1,626,122	7%	2,179,747	9%	\$2,179,747	9%	\$1,980,345
Normandale CC	3,575,000	8%	3,700,000	7%	\$3,700,000	7%	\$3,700,000
North Hennepin CC	2,118,825	7%	2,307,710	7%	\$2,540,000	7%	\$2,600,000
Northeast Higher Education District	2,419,609	5%	2,816,965	6%	\$2,816,965	6%	\$2,816,965
Northland College	\$2,074,924	7%	2,073,532	7%	\$2,934,124	10%	\$2,934,124
Northwest Technical College-Bemidji	500,000	7%	600,000	7%	\$600,000	7%	\$600,000
Pine TC	300,853	6%	442,538	7%	\$667,500	11%	\$667,500
Ridgewater College	2,398,984	8%	2,160,285	6%	\$2,100,285	6%	\$2,050,000
Riverland College	1,268,042	5%	1,250,948	5%	\$1,230,119	5%	\$1,229,827
Rochester College	899,676	2%	1,000,035	3%	\$2,257,000	5%	\$3,718,115
Saint Paul College	1,843,650	6%	2,309,189	7%	\$2,370,000	7%	\$2,475,000
South Central College	1,340,000	5%	1,507,732	5%	\$1,274,280	4%	\$1,334,975
St. Cloud TC	1,870,840	7%	2,014,202	7%	\$2,002,509	7%	\$2,087,406
Subtotal Colleges	46,658,174	6%	46,680,467	6%	51,571,058	6%	54,748,973
STATE UNIVERSITIES							
Bemidji SU	1,300,000	3%	1,600,000	3%	\$1,600,000	3%	\$1,600,000
Metropolitan SU	1,800,000	4%	2,100,000	4%	\$2,457,280	4%	\$2,457,280
Minnesota SU Moorhead	2,052,248	3%	2,052,248	3%	\$2,052,248	3%	\$2,052,248
Minnesota SU, Mankato	8,873,557	7%	9,382,699	7%	\$9,800,000	7%	\$9,800,000
Southwest Minnesota SU	875,000	3%	1,075,000	3%	\$1,100,000	3%	\$1,500,000
St. Cloud SU	7,012,553	5%	7,000,000	5%	\$7,000,000	5%	\$7,000,000
Winona SU	2,200,000	3%	2,200,000	3%	\$2,200,000	2%	\$2,200,000
Subtotal SU's	24,113,358	4%	25,409,947	4%	26,209,528	4%	26,609,528
TOTAL Colleges/Universities Reserves	70,771,532		72,090,414		77,780,586		81,358,501
% of Total Revenue		6%		5%		5%	
% Change Previous FY							
System Reserve	6,992,120	1%	5,908,000	1%	8,700,000	1%	9,000,000

MnSCU Finance Division
s:\bargain\master reserve April 2010

MINNESOTA STATE COLLEGES AND UNIVERSITIES

Projected Finance Plans and Fund Balances, Combined

For the Fiscal Year Ending June 30

	2010	2011
PROJECTED FINANCE PLAN:		
Projected Income		
Room and Board	67,790,613	74,858,432
Student Union Facility Fees	12,539,795	13,116,198
Parking Income	2,408,567	2,704,543
Wellness/Athletic Facility Fees	2,816,573	2,989,874
Misc. Fees and Commissions	9,349,349	7,902,446
Total Income	94,904,897	101,571,493
Projected Expenditures		
Debt Service	15,445,027	17,465,241
Employee Services	23,932,693	22,907,095
Food Service Contracts	22,013,230	23,693,172
Other Operating Expenses	20,930,238	23,673,774
R&R Contribution	8,800,567	9,963,519
Deferred Maintenance	2,941,233	2,881,890
Total Expenditures	94,062,988	100,584,691
Net Income Before Interest Income	841,909	986,802
Projected Interest Income @	1.00%	1.00%
Capital Expenditures (Revenue Bonds)	399,666	577,000
Debt Service Reserve Fund	164,656	262,656
Operating Reserves	150,770	160,115
Undesignated Cash Balance		
Campus (Res. Hall & Student Union)	135,173	155,410
Office of the Chancellor	30,000	25,000
Total Projected Interest Income	880,265	1,180,181
Projected Total Net Income	1,722,175	2,166,983
PROJECTED FUND BALANCES:		
Restricted Funds -		
Capital Expenditures (Revenue Bond)	13,000,000	100,100,000
Debt Service Reserve Fund	16,465,590	26,265,590
Total Restricted Funds	29,465,590	126,365,590
Unrestricted Funds -		
Designated for Operating Reserve	15,076,989	16,011,528
Investment Interest Held for Universities	1,500,000	850,000
Undesignated Cash Balance		
Campus (Revenue Fund Programs)	13,517,340	15,540,955
Office of the Chancellor	3,000,000	2,500,000
Total Unrestricted Funds	33,094,329	34,902,482
Total Fund Balance	62,559,919	161,268,072

**Minnesota State Colleges and Universities
FY2010-2011 Student Consultation Letters Summary**

The tuition and fee letters summarized in this document were received in the Budget Unit of the Office of the Chancellor by 3:00 p.m. on Wednesday, April 7, 2010. Materials received after that time will be summarized and included in the May Board of Trustees meeting materials.

Institution	Support Institution's Tuition Rate	Tuition Consultation Process Satisfactory	Proposed FY2010-11 Tuition Increase Per Credit	Summary
-------------	---------------------------------------	--	--	---------

STATE COLLEGES				
Alexandria Technical College	Yes	Yes	7.15	Student Senate voted to support the recommended tuition and the technology fee increases for FY11. Students were provided with sufficient information to make their decision. The opportunities to discuss the budget, together with handouts, provided a foundation for discussions, questions and the decision/motion to support. Student Senate looks forward for continued meetings and discussions with the administration.
Anoka-Ramsey Community College				
Coon Rapids			7.15	
Cambridge	Yes	Yes	7.15	Campus administration initiated tuition planning discussions in October of 2009, and provided ample time for questions and contributions to the process. Student leadership was granted full access to the administration throughout the entire process. Students support the administration's tuition proposal, and are please with their efforts to keep tuition at ARCC the lowest in the state.
Anoka Technical College	Yes	Yes	7.15	The administration repeatedly discussed tuition and budgets with the Student Senate throughout the year. The Student Senate approved a 5% tuition increase with a 2% tuition mitigation buy down for FY2011.
Central Lakes College				
Staples/Brainerd	Yes	Yes	7.15	CLC students have been involved in the budget process and are active participants on the Technology Fee and Student Life Committees, which have met to review proposals and make recommendations to CLC's president. The Student Senate has been advised of the FY2011 budget and tuition/fees recommendation and future financial outlook by the administration. We are confident that students have had an opportunity to be involved in the process and have had a voice in these decisions.
Century College	Yes for 2010-11	Yes	7.15	The administration consulted with student leadership with regard to the tuition increase of 5% for the 2010-11 school year. Student Senate supports this tuition increase but strongly opposes any greater increase.
Dakota County Technical College	Yes	Neutral	7.15	The consultation process was conducted in four separate meetings. The Student Senate has endorsed the 2010-2011 college budget plan including a tuition increase of 4.7% (\$158.48 per credit) with a buy down of 1.7% (\$155.81 per credit).

**Minnesota State Colleges and Universities
FY2010-2011 Student Consultation Letters Summary**

The tuition and fee letters summarized in this document were received in the Budget Unit of the Office of the Chancellor by 3:00 p.m. on Wednesday, April 7, 2010. Materials received after that time will be summarized and included in the May Board of Trustees meeting materials.

Institution	Support Institution's Tuition Rate	Tuition Consultation Process Satisfactory	Proposed FY2010-11 Tuition Increase Per Credit	Summary
Fond du Lac Tribal & Community College	Yes	Yes	7.01	Student Senate agrees to the administration's proposal of 5% tuition increase for FY10-11 with additional tuition increases and budget cutbacks are possible for FY11-12 school year. Student Senate appreciates the administration's open door policy.
Hennepin Technical College				
Brooklyn Park	No	Neutral	6.95	Consultation consisted of two meetings in which detailed information was provided and questions were answered. The administration proposed the maximum tuition increase, but no fee increases. Students are disheartened that they are now paying 51 percent of the cost through tuition, and cannot, for this reason, support tuition increases.
Eden Prairie	Yes	Neutral	6.95	Administration met with the Student Senate on two occasions concerning the tuition proposal, which included a 5% tuition increase and no increase to any fees. Although the students do not want a tuition increase, nonetheless, all of the students in attendance of the meetings accepted the proposal.
Inver Hills Community College	Neutral	Yes	5.15	The administration worked with the Student Senate on budgetary forecast and discussed the impacts the state deficit might have on tuition and the use of federal stimulus money to buy down tuition increases for this and next year. The administration proposed a tuition increase of 3.35% for FY10 and 3.21% for FY11, which included the final fees for specific programs and courses. The Student Senate was given ample time to review the plan and pleased with the consultation process conducted by the administration.
Lake Superior College			7.15	
Minneapolis Community and Technical College	Pending	Yes	4.25	The Student Senate is currently unable to take a position on a proposed increase because the administration has not been able to provide a specific proposal at this time. However, students have been consulted and regularly informed of the process, have had questions answered, and have been promised subsequent information as soon as it is available. Students believe MCTC's administration is respectful of their wishes, and is committed to including them in all decision making.

**Minnesota State Colleges and Universities
FY2010-2011 Student Consultation Letters Summary**

Institution	Support Institution's Tuition Rate	Tuition Consultation Process Satisfactory	Proposed FY2010-11 Tuition Increase Per Credit	Summary
-------------	---------------------------------------	--	--	---------

Minnesota State College-Southeast Technical				
Red Wing campus	No	Yes	7.15	The administration and the Student Senate discussed the impact of various levels of funding from the state. A 4.8% tuition increase would be necessary to balance the budget, address student needs adequately and fulfill the college's mission. Student Senate will continued to lobby for additional new money to keep the tuition increase to a minimum. Student Senate was informed that a technology fee will go up \$2 a credit in order for the college to maintain most up-to-date equipment. Even though the Student Senate was consulted with the tuition issue, but the students do not support any tuition increase.
Winona campus	Neutral	Yes	7.15	The administration and the Student Senate discussed the impact of various levels of funding from the state. A tuition increase of 3-5% in FY11, but no more than \$7.15/credit would be necessary to balance the budget, address student needs adequately and fulfill the college's mission. Student Senate will continued to lobby for additional new money to keep the tuition increase to a minimum. Student Senate was informed that technology fee will be raised from \$8.00 to \$10.00 for FY11.

Minnesota State Community & Technical College				
Fergus Falls CC	Yes	Neutral	4.40	The Student Senate and the administration has consulted regarding tuition and fee increases, allowing students to review projected revenue and expenses as well as giving students a chance to participate in discussions regarding budget challenges. One area of concern is that the added costs in differential tuition may affect enrollment. Students approved the proposed increases, but wish to ask for continued vigilance to keep cost increases to only what is necessary.
Detroit Lakes	Yes	Yes	4.40	The Student Senate was provided with detailed budget information, and opportunity to discuss the information. Students approved the increases, but are concerned that costs continue to rise. Students appreciate the time and effort the administration puts into the consultation process and are confident that opinions are valued and respected.
Moorhead			4.40	
Wadena	Yes	Yes	4.40	The Student Senate was provided with detailed budget information, and opportunity to discuss the information. Students approved the increases, but are concerned that costs continue to rise. Students appreciate the time and effort the administration puts into the consultation process and are confident that opinions are valued and respected.

**Minnesota State Colleges and Universities
FY2010-2011 Student Consultation Letters Summary**

Institution	Support Institution's Tuition Rate	Tuition Consultation Process Satisfactory	Proposed FY2010-11 Tuition Increase Per Credit	Summary
Minnesota West College				
Canby			7.15	
Granite Falls			7.15	
Jackson	Neutral		7.15	
Luverne	Neutral		7.15	
Pipestone			7.15	
Worthington			7.15	
Normandale Community College	Yes	Neutral	7.15	In addition to monthly meetings, President Opatz and Vice President Ed Wines met with the Student Senate on two separate occasions to explain the budget proposal and answer questions from the students. The Student Senate endorses the proposed increases in tuition and fees.
North Hennepin Community College	No	Yes	7.15	The consultation process at NHCC met or exceeded MnSCU board policy 2.3.1. The administration met with the Student Senate on two occasions, providing detailed information and answering questions. Student Senate requested and was also given break downs of various fee rates, and what fees are used for. Student Senate remains concerned over FY11, FY12 and FY13 tuition projections, cannot support tuition increases and will continue to push for lower tuition.

**Minnesota State Colleges and Universities
FY2010-2011 Student Consultation Letters Summary**

Institution	Support Institution's Tuition Rate	Tuition Consultation Process Satisfactory	Proposed FY2010-11 Tuition Increase Per Credit	Summary
Northeast Higher Ed District				
Hibbing College			7.15	
Itasca Community College			7.15	
Mesabi Range--Eveleth/Virginia			7.15	
Rainy River Community College			7.15	
Vermilion Community College			7.15	
Northland Community & Technical College				
East Grand Forks			5.16	
Thief River Falls			5.16	
Northwest Technical College- Bemidji*			7.15	
Pine Technical College	Yes	Neutral	6.78	President Musgrove consulted with the Student Senate, which agreed with and approved the increase to ensure the quality of education at the college.

**Minnesota State Colleges and Universities
FY2010-2011 Student Consultation Letters Summary**

Institution	Support Institution's Tuition Rate	Tuition Consultation Process Satisfactory	Proposed FY2010-11 Tuition Increase Per Credit	Summary
Ridgewater College				
Willmar	Yes	Yes	7.15	The Student Senate has agreed tuition increases are necessary to meet the needs of the students. The students do not like to see tuition rise but understand the reasoning and the need behind the decision. The Student Senate appreciates the open relationship with the administration and involvement in the consultation process.
Hutchinson	Neutral	Somewhat	7.15	President Allen is clear in communicating the three criteria used in making decisions: students come first, the needs of the community are second, and the long-term viability of the college is third. Student leadership is somewhat satisfied with the tuition consultation process, but would like to see more early involvement in the decision-making process. Students are not satisfied with their level of inclusion in the decision making process.
River land College				
Austin/Albert Lea			7.15	
Rochester Community and Technical College			7.15	
St. Cloud Technical College	Yes	Neutral	6.45	Student Senate agreed to a tuition increase based on information gathered during the administrative/student senate consultation. Additionally, the Student Activity and Technology fees will not increase and students will pay background check fees.
Saint Paul College	Neutral	Yes	7.00	The students were provided with detailed budget proposal for FY11. Students were encouraged to discuss and ask questions throughout the presentation. Student Senate suggests that continued effort be made to present information in multiple sessions to address the ongoing challenge of student involvement/interest in tuition consultation.
South Central College				
Mankato			7.10	
Faribault			7.10	

*Aligned with Bemidji State University

**Minnesota State Colleges and Universities
FY2010-2011 Student Consultation Letters Summary**

The tuition and fee letters summarized in this document were received in the Budget Unit of the Office of the Chancellor by 3:00 p.m. on Wednesday, April 7, 2010. Materials received after that time will be summarized and included in the May Board of Trustees meeting materials.

Institution	Support Institution's Tuition Rate	Tuition Consultation Process Satisfactory	Proposed FY2010-11 Tuition Increase Per Credit	Summary
-------------	---------------------------------------	--	--	---------

STATE UNIVERSITIES				
Bemidji State University			9.52	
Metropolitan State University			9.85	
Minnesota State University, Mankato			9.85	
Minnesota State University Moorhead	Yes	Neutral	9.85	On March 26, the MSU Moorhead Student Senate met with administrators who presented the tuition and fee increase proposals. The Student Senate approved the proposed tuition and fee increases with a strong majority.
Southwest Minnesota State University	Neutral	Yes	9.85	The President and his Cabinet held quarterly and monthly budgetary meetings with the Student Association to keep the students informed and prepared for the next few years. The administration has fully included the Student Association, putting the students first and continued to be fiscally responsible while maintaining the highest quality of educations.
St. Cloud State University			9.85	
Winona State University	Yes	Yes	9.85	Consultation at WSU took place throughout the entire academic year, utilizing the Student Fee Management Committee and opportunities to make presentations to the entire WSUSA. The students understand the need for tuition increases in light of declining state appropriation.

March 30, 2010

Dr. Kevin Kopischke, President
Alexandria Technical College
1601 Jefferson Street
Alexandria, MN 56308

Dr. Kopischke:

The members of the Alexandria Student Senate voted to support the recommended tuition increase of approximately 5% for FY '11 and the \$1.00 increase in the technology fee for FY '11 as discussed at our March 30th meeting.

We appreciate the time David Bjelland, Chief Financial Office, extended to us to provide a background and historical perspective on the budgeting process; as well as the comparative data and recommendations relative to this year's budgeting process. The opportunities to discuss the budget, together with handouts, provided a foundation for our discussions, questions, decision and motion to support.

On behalf of the students of Alexandria Technical College, let me express our thanks. We look forward to continued meetings and discussions with you, keeping us on the cutting edge of higher education in Minnesota and beyond.

Sincerely,



Jon Provance
President, Student Senate
Alexandria Technical College

Dr. James H. McCormick
Chancellor
Minnesota State Colleges and Universities- Wells Fargo Place
30 7th Street E. Suite 350

Dear Chancellor McCormick:

As requested by MnSCU's student consultation policy (Board policy 2.3), this letter will outline the tuition consultation process that recently took place at Anoka Ramsey Community College, Cambridge Campus.

The campus administration on October 10, 2009 contacted the senate to schedule meetings to discuss tuition. Vice President Michael Seymour attended five senate meetings to answer any questions and take ideas from the senate regarding tuition. Moreover, I attended all five Budget Committee meetings representing the students of my campus. My ideas during all meetings were received with respect and thanks.

Background materials were provided to the senate on February 16, which included a detailed spreadsheet on the administration's tuition proposal and a document outlining its reasons why the additional tuition was needed.

The Administration proposed up to 5% tuition increase with the complete support of students. Our Student Life Committee voted for \$1.25 increase in the Student Activity Fee, with agreed increases to the Technology and Parking fees.

The senate was given two months to consider the administration's tuition proposal. The time provided was sufficient for the senate to have a lengthy discussion about the proposal and to make an informed decision.

After considering the tuition proposal, our senate voted to support the proposal; since we were aware of our Administrations diligent work to keep our tuition the lowest in the State of Minnesota. Moreover, I was granted complete access to Administration and included in all discussions on tuition.

President Johns made himself available at any time for comments or questions and members of his staff were very responsive and helpful. I also personally met with President Johns once a month for a private meeting to discuss any concerns and desires of the student body. Most importantly, President Johns made it a priority to attend Senate Meetings on our campus.

Vice President, Mike Seymour also spent many hours with me and the Senate discussing all aspects of the financial health and direction of our college.

Please feel free to contact me if you have any questions or comments regarding Anoka- Ramsey Community College, Cambridge Campus. It truly has been a pleasure and honor to serve with such an accommodating Administration.

Sincerely,

Kirsten Hagen Kennedy, Student Senate President; norgekirst@aol.com

Student Senate
Anoka Technical College
1355 West Highway 10
Anoka, MN 55303
April 2, 2010

Chancellor McCormick
Minnesota State Colleges & Universities
Wells Fargo Place, 30 7th St. E., Suite 350
St. Paul, MN 55101-7804

Dear Chancellor McCormick:

The Anoka Technical College Student Senate acknowledges the process for tuition consultation. President Anne Weyandt, Vice-President John Cacich, and CFO Wendy Meyer, after repeated updates throughout the year, attended the March 24, 2010 Senate meeting to give the final budget presentation and answered questions from students.

The Student Senate approved a 5% tuition increase with the 2% tuition mitigation buy down for FY 2011 at this time.

Given the limited information that we have at this time, Administration and Students have worked the consultative process to the best of our ability.

I will follow up with another letter in May of 2010.

Sincerely,


Gloria Mitchell
Student Senate President



Memorandum

TO: Chancellor James McCormick

FR: Central Lakes College Staples Student Senate and Administration

DA: April 1, 2010

The purpose of this letter is to attest that Central Lakes College administration has involved students in the budget process according to MnSCU Board Policy 2.3.1. Students are active participants on the Technology Fee Committee and Student Life Committee. The committees have met to review budget proposals and have made a recommendation to the CLC President. In addition, the proposal regarding the CLC budget, including tuition and fees have been brought to the Student Senate. We have been advised of the FY2011 budget and tuition/fees recommendation and future financial outlook. We support the 5% tuition increase and \$.25 Student Activity Fee increase for FY2011. At the time of this letter the legislature is still in session, and we know the CLC administration will continue to advise and involve the Student Senate during the remainder of the spring semester.

The Student Senates, along with CLC administration, support the following tuition and fee recommendations, as well as Central Lakes College's overall budget plan.

<u>FY2011 Proposed Rates</u>	<u>Change</u>	<u>Proposed 2010 Rates</u>
Tuition	5.14 % increase	\$147.09 per credit (\$144.08 mitigated rate)
Technology Fee	no change	\$10.00 per credit
Student Activity Fee	\$0.25 increase	\$7.25 per credit
Health Services Fee	no change	\$0.60 per credit
Parking Fee	no change	\$2.00 per credit
MSCSA Fee	no change	\$0.31 per credit

Thank you for this opportunity to comment on the consultation process and the budget, including tuition/fee recommendations. We are confident that students have had an opportunity to be involved in the process, and have had a voice in these decisions.

Student Senate President

Jordan Zwart

Kari Christiansen, CLC VP of Admin Services

Kari Christiansen

Student Senate Treasurer/Secretary

Tyler Olson

Maia Salgan

Larry Lundblad, CLC President

Larry Lundblad

Student Senate Vice President

Thea Roman



Memorandum

TO: Chancellor James McCormick

FR: Central Lakes College Brainerd Student Senate and Administration

DA: April 1, 2010


The purpose of this letter is to attest that Central Lakes College administration has involved students in the budget process according to MnSCU Board Policy 2.3.1. Students are active participants on the Technology Fee Committee and Student Life Committee. The committees have met to review budget proposals and have made a recommendation to the CLC President. In addition, the proposal regarding the CLC budget, including tuition and fees have been brought to the Student Senate. We have been advised of the FY2011 budget and tuition/fees recommendation and future financial outlook. We support the 5% tuition increase and \$.25 Student Activity Fee increase for FY2011. At the time of this letter the legislature is still in session, and we know the CLC administration will continue to advise and involve the Student Senate during the remainder of the spring semester.

The Student Senates, along with CLC administration, support the following tuition and fee recommendations, as well as Central Lakes College's overall budget plan.

<u>FY2011 Proposed Rates</u>	<u>Change</u>	<u>Proposed 2010 Rates</u>
Tuition	5.14 % increase	\$147.09 per credit (\$144.08 mitigated rate)
Technology Fee	no change	\$10.00 per credit
Student Activity Fee	\$0.25 increase	\$7.25 per credit
Health Services Fee	no change	\$0.60 per credit
Parking Fee	no change	\$2.00 per credit
MSCSA Fee	no change	\$0.31 per credit

Thank you for this opportunity to comment on the consultation process and the budget, including tuition/fee recommendations. We are confident that students have had an opportunity to be involved in the process, and have had a voice in these decisions.

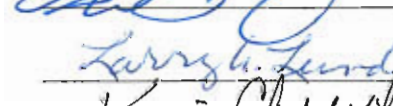
Student Senate President




Student Senate Vice President

vacant



Student Senate Treasurer/Secretary

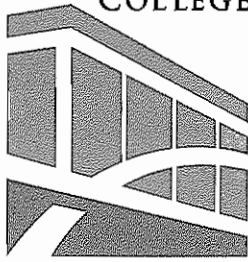


Larry Lundblad, CLC President



Kari Christiansen, CLC VP of Admin Services





Dear Chancellor James H. McCormick:

Century College administration consulted with the student leadership with regard to the tuition increase for the 2010-11 school year of 5%. We students had the opportunity to review the plans and ask any questions.

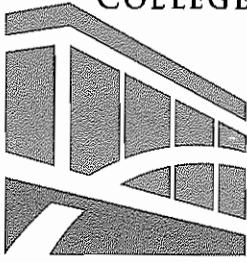
We support this tuition increase because of its fiscal necessity, but would strongly oppose a greater tuition increase as it would make college inaccessible for many students.

Barbara Licht

Barbara Licht, Student Senate President
Century College
lich0002@go.century.edu

March 31, 2010

Date



To Whom It May Concern:

In 2008-2009 we had the consultation with Century administration on the revenue bond financing of the parking lot renovation before it went forward. We were supportive then and we continue to be supportive of this process.

Barbara Licht

Barbara Licht, Student Senate President
Century College
Lich0002@go.century.edu

March 31, 2010

Date

March 24th, 2010

Minnesota State Colleges and Universities system
Office of the Chancellor
Wells Fargo Place, 30 7th St. E., Suite 350
St. Paul, MN 55068

Chancellor McCormick:

On behalf of the Dakota County Technical College Student Senate, we have processed the budget and actions based on the bylaws, MnSCU policy, and the student consultation process. The consultation process was conducted by President Thomas and Vice President Hamilton during the following senate meetings, February 16th, February 17th, March 11th, and March 24th.

Since the consultation process, the DCTC Student Senate has endorsed the 2010-2011 college budget plan including the tuition increase of 4.7% (\$158.48 per credit) with a buy down of 1.7% (\$155.81 per credit) for tuition, and has also approved the recommended differential rates (see attached documents). This action was motioned and approved unanimously in the general senate meeting on Wednesday March 24th 2010.

Sincerely,



Adam Koenig
Student Senate President

March 30, 2010

Mr. Larry Anderson, President
Fond du Lac Tribal and Community College
2101 14th Street
Cloquet, MN 55720

Dear President Anderson:

This letter is regarding the tuition consultations that took place on Friday, March 26, 2010 between yourself and the Student Senate.

You provided the Student Senate with background information both at the state level and the campus level regarding the outlook of our current budget situation. The Student Senate understands the proposed tuition increase for FY10-11 is 5 percent and because of the continued cutbacks at the state levels their will possibly be more increases to come in the future.

The Student Senate has had time to consider the Administration's proposal and the proposed tuition increases, as well as possible budget cutbacks. As a result, the Student Senate recommends this proposal:

- Fond du Lac Tribal and Community College will have a (5%) tuition increase for FY10-11 school year.
- Additional tuition increases and budget cutbacks are possible for FY11-12 school year.

On behalf of the Student Senate, I would like to thank you for continuing your open door policy, and making yourself available for any questions that we may have during this process. Please feel free to contact me with any questions or comments regarding the tuition consultation or any other issues that may arise.

Sincerely,



Tyesha Nelson
President, Student Senate
Nelson.t@s.fdlccc.edu

April 3, 2010

Board of Trustees

Dear Board of Trustee:

This letter is in reference to Board Policy 2.3, the budget consultation for our campus; Hennepin Tech Brooklyn Park. .

We have had two budget consultations meeting with our CFO Mrs. Paulson. One occurring on March 24th with our whole student senate, and one short follow meeting on March 31st.

In the first meeting the CFO addressed our budget for FYE 2011 with a brief look into 2012 and 2013.

The administration has used the full 5% tuition increase but no other student fees have been increased. Our students were all very glad to see that tuition was the only increase. Obviously, some of the increases have been slightly offset due to the one time stimulus dollars. Our students are left wondering how this will affect us in the following years without these dollars.

The students here at Hennepin Tech are quite surprised to see that students are now carrying 51% of the total cost in tuition. The highest it has ever been. This is very disheartening to our students due to the fact that a lot of students are coming to our school for re-education and training. It is breathtaking to see that only a few years ago students were only paying 30%. I have been told by many experienced staff and faculty that they did not think they would see \$150 dollars a credit in their lifetime. Not only have we reached \$150 a credit but the forecast for the next few years is also projected at a 5% increase well into the next decade. This is a problem that not only needs to be addressed but some solutions need to be brought to the table. The students of this school are very glad to see that our foundation scholarships raised by our very own staff for our students does help offset these costs for some students but the majority is going to be heavily burdened. We need to make education more affordable to everyone across the entire state to educate the future generations and pull the country out of our economic crisis. This can never happen if students cannot afford to attend higher education facilities.

The students would like the Board to understand that we know everyone is facing difficult times. We are very appreciative of the wonderful administration and staff that works with us vigorously to counter the effects of cost on students. We firmly oppose any suggestions to increase tuition and other fees. However, we do understand there is not much that can be done right now. All of our students would like to thank the Board of Trustees in their hard work and efforts not only on the cost of education but in transfer and other educational issues across the state.



March 31, 2010

Board of Trustees
MnSCU
St. Paul, MN

Dear Board of Trustees:

The Administration of Hennepin Technical College met with their students on two separate occasions. The first was to give a broad overview of the issues and to alert us that they would be coming back with a proposal. At the second meeting, we reviewed and discussed their proposal, which was a 5% tuition increase and no other increases to any other fees. Although none of the students wanted to see an increase like that, the Administration was able to speak to and answer all of the student's questions and concerns. All of the students in attendance accepted the proposal and believed it to be the best course of action.

Sincerely,

A handwritten signature in black ink, appearing to read "James Porter", written over a horizontal line.

James Porter
Student Senate President
Hennepin Technical College
Eden Prairie Campus

Brooklyn Park Campus
9000 Brooklyn Boulevard
Brooklyn Park, MN 55445-2399
Telephone 612.425.3800
Facsimile 612.550.2119
TTY 612.550.2145

Eden Prairie Campus
9200 Flying Cloud Drive
Eden Prairie, MN 55347-2600
Telephone 612.944.2222
Facsimile 612.550.3147
TTY 612.550.3131

Customized Training Services
1820 Xenium Lane North
Plymouth, MN 55441-3790
Telephone 612.550.7159
Facsimile 612.550.7272
TTY 612.550.7222

Hopkins Tech Center
11187 Excelsior Boulevard
Hopkins, MN 55343-7464
Telephone 612.988.9383
Facsimile 612.988.0006

Toll Free Number
1.800.345.4655

Web Site Address
www.htc.mnscu.edu

Board of Trustees
Minnesota State Colleges and Universities
500 Wells Fargo Place
30 East Seventh Street
St. Paul MN 55101

Chair Olson and Trustees:

As requested by MnSCU's student consultation policy (Board policy 2.3), this letter will outline the tuition consultation process that recently took place at Inver Hills Community College.

The campus administration worked with the Student Senate to schedule multiple meetings to discuss tuition and go over the budget situation on campus. Larry Margolis, our Chief Financial Officer, and Cheryl Frank, our President, met with the Student Senate on February 10th and March 3rd to discuss the budget forecast, Inver's current financial situation, and the possible impacts that it may have on tuition. They addressed the state's deficit and the ramifications it will have on state funding towards higher education. Mr. Margolis spoke on the use of federal stimulus money to buy down tuition increases for this year as well as next. He made sure to address the students of the impact this will have in the years to come.

In addition, Larry Margolis and Cheryl Frank met with the Senate together on March 17th and March 24th to provide updated budget information on department fees and highlighted projected enrollment for the next 3 years. Mr. Margolis briefly described Inver's budget strategies for the past several years and talked about the budget strategy for the FY2012-2013 biennium. He brought to the Senate's attention the challenges that Inver Hills will face in light of the expected decrease in state support and tactics administration will employ to overcome them.

Detailed background materials were provided at each meeting, including overviews of Inver's budget, proposed tuition and fees, and summaries of actions taken by the legislature and MnSCU and the possible effects those actions could have on Inver Hills Community College.

This past meeting, the Administration brought forth their plan for a tuition increase of 3.35% for FY 10 and 3.21% for FY 11. This plan included the final fees for specific programs and courses. The Student Senate was given ample time to look over and discuss the plan.

President Frank and Mr. Margolis were always available to answer questions, and addressed any concerns raised by the students. They were very willing to work with the Student Senate in scheduling times for consultations; and provided up-to-date, clear, and easy to understand information.

Overall, the Student Senate was very pleased with the efforts the administration put forth in this consultation process. With the materials provided the students could acquire an accurate view of the school's financial standings and better understand the justifications for tuition increase.

Please feel free to contact me if you have any questions or comments regarding Inver Hills Community College's tuition consultation process. Thank you for your consideration.

Sincerely,


Abby Ledvina, Student Senate President
Ledv0002@go.inverhill.edu



1501 Hennepin Avenue
Minneapolis, MN 55403
612-659-6000
612-659-6731 (tty)
www.minneapolis.edu

A Member of the
Minnesota State College
and Universities System
Equal Opportunity
Educator and Employer

Dr. James H. McCormick
Chancellor
Minnesota State Colleges and Universities
500 Wells Fargo Place
30 East Seventh Street
St. Paul MN 55101

Dear Chancellor McCormick,

As requested, this letter is to inform the Board of Trustees and you that there has been adequate consultation regarding the Revenue Fund Project and subsequent Student Center Fee at Minneapolis Community and Technical College.

On March 30th I met with The CFO Scott Erickson and discussed the current fee and future projections.

In the meeting it was discussed that the fee will increase and decrease with the enrollment and a spreadsheet of projections were made available. It was also discussed the probable fees would be in place after the bond is paid off and operating expenses still exist.

As the Student Senate has voted to support the build out and incur the fee, there is nothing further to report as to the student's views on how the fee is spent and the amount that it is. It is currently not projected to increase over the initial seven dollars per credit, but actually drop so students are most definitely in support of that.

Regards,

A handwritten signature in black ink that reads "Geoff Dittberner".

Geoffrey Dittberner
President of the Student Body
Pres.Senate@Minneapolis.edu



1501 Hennepin Avenue
Minneapolis, MN 55403
612-659-6000
612-659-6731 (tty)
www.minneapolis.edu

A Member of the
Minnesota State College
and Universities System
Equal Opportunity
Educator and Employer

Dr. James H. McCormick
Chancellor
Minnesota State Colleges and Universities
500 Wells Fargo Place
30 East Seventh Street
St. Paul MN 55101

Dear Chancellor McCormick,

This letter is to inform you of the consultation given to the students of Minneapolis Community and Technical College in regards to next year's tuition increase. As the Administration does not have the figures to determine the budget for next year we were not able to take a stance on any proposed tuition increases and will follow up with another formal letter when that information is available.

On March 29th a meeting was held with the MCTC administration which included President Phil Davis and CFO Scott Erickson. In that meeting they made it clear that they speculated there would be a 2-3% increase in tuition. Students did express the importance of maintaining necessary programs and services at MCTC and were assured that we would be made aware of what each percentage would equal in terms of loss or sustainment of services and programs.

As for fees a meeting was held on March 29th between the CIO and the MCTC Senate Technology Committee in regards to the Technology Fee. The members of The Committee had entertained the possibility of lowering the Technology Fee which is currently at its cap of ten dollars per credit but would have to see the recommended budget before any decision was made. The CIO had recommended that future surplus of the Technology Fee be used to create a reserve fund which would prepare for the needs of the forthcoming Helland Student Center build out, and that money should be used to upgrade our technology on campus. The Technology Committee agreed that the current technology is dated and upgrades are needed. As for the proposal on creating the reserve fund The Committee saw the possible need, but would still like further consultation before deciding to support and budget proposal.

We have been given the planning calendar for the budgets and we are listed on the schedule for meetings throughout the process. Although it is not necessary, like I said I will follow up with

another letter when President Davis has enough information to set the budget. We have a very open and respectful Administration when it comes to student consultation and I strongly feel, as in the past consultations, that our recommendations we make will be taken into consideration with full communication and transparency.

If you have any questions about the process thus far please feel free to contact me. Thank you for the hard work you do for the students of Minnesota

Regards,

A handwritten signature in black ink that reads "Geoff Dittberner". The signature is written in a cursive style with a long horizontal flourish at the end.

Geoffrey Dittberner
President of the Student Body
Pres.Senate@Minneapolis.edu

James McCormick, Chancellor
Minnesota State College and University System
500 World Trade Center
30 E 7th Street
St. Paul, MN 55101

03/30/2010

Dear Chancellor McCormick,

Consultation with students on the tuition recommendation for the fall 2010 academic year has occurred over the last two months during a variety of meetings with the student senate at the Red Wing campus. As the student senate president of the Red Wing campus I feel the students have been adequately consulted on the following matters.

Tuition


Michael Kroening, Director of Finance met several times with our student senate to discuss budgets, anticipated state appropriation levels, and the need for tuition increases. We discussed the impact of various levels of funding from the state and the resulting tuition increases that would be necessary at each level. We discussed that the revenue needed for the college to adequately fulfill its mission and realized at current proposed state appropriation levels, a 4.8% tuition would be necessary to balance the budget and address student needs adequately. Our student senate will continue to lobby for additional new money in hope of keeping the tuition increase to a minimum. This process has given us a better understanding of the struggles our college and students face as state funding continues to decline.

Student Fees

Student fees were also discussed and President Johnson informed us that the technology fee will go up \$2 a credit. He made us aware of the fact that technology fees have not been raised for a number of years, and that the raise will help the college to be able to have the most up to date equipment.

In summary, the college administration has consulted with us regarding the tuition issue but, as a student senate, we do not support any increase in tuition rates. We look forward to participation in this process again in the future.

Respectfully,



Joseph Flo, President
Student Senate-Red Wing Campus

April 1, 2009

James McCormick, Chancellor
Minnesota State College and University System
500 World Trade Center
30 E. 7th Street
St. Paul, MN 55101



Dear Chancellor McCormick,

Consultation with students on the tuition recommendation for the FY11 academic year has occurred over the last two months during a variety of meetings with student senate from the Winona campus. As student senate president of the Winona campus I feel the students have been adequately consulted on the following matters:

Tuition


Michael Kroening, Vice President of Finance met several times with our student senate to discuss school budgets, anticipated state appropriation levels, and the need for tuition increases. We discussed the impact of various levels of funding from the state and the resulting tuition increases that would be necessary at each level. We discussed total revenue needed for the college to adequately fulfill its mission and realized at current proposed state appropriation levels, a 3-5% in FY11, but no more than \$7.15/credit would be necessary to balance the budget and address student needs adequately. Our student senate will continue to lobby for additional new money in hopes of keeping tuition increases to a minimum. This process has given us a better understanding of the struggles our college and students face as state funding continues to decline.

Student Fees

Student fees were also discussed and President Johnson has chosen to raise our technology fee from \$8.00 to \$10.00 for FY11.

We look forward to participation in this process again in the future.

Respectfully,



Shayna Lee
President
Student Senate-Winona Campus

April 2, 2010

Dr. James McCormick, Chancellor
Minnesota State Colleges and Universities
Wells Fargo Place, 30 7th St. E., Suite 350
St. Paul, MN 55101-7804

Dear Chancellor McCormick,

The Student Senate at the Fergus Falls campus of Minnesota State Community and Technical College has consulted with the campus administration regarding the probable tuition increase for 2010-2011. We were able to review the projected revenues and expenses for the coming year, as well as participate in a broader discussion regarding the budget challenges that the college and State of MN face.

We understand that M State seeks a tuition increase of 3%. While we approve the proposal and appreciate that it is a little less of increase than was forecast a year ago, it is our hope that you and the Board of Trustees remain vigilant in keeping cost increases to that which is absolutely necessary.

Similarly the M State Student Senate approves the proposed fee changes. Among those is an increased per credit fee for lessons in the Music Program as well as per credit fee increase in the Equine Science program. Administration has adequately explained the need for these increases, however we convey our concerns that continued increases may affect program enrollment.

Respectfully,



Thip Phommachalinh, Student Senate President
M State Fergus Falls

Detroit Lakes
900 Highway 34 East
Detroit Lakes, MN 56501-2698
218.846.3700
800.492.4836
218.846.3794 fax

Fergus Falls
1414 College Way
Fergus Falls, MN 56537-1000
218.736.1500
877.450.3322
218.736.1510 fax

Moorhead
1900 28th Avenue South
Moorhead, MN 56560-4899
218.299.6500
800.426.5603
218.299.6810 fax

Wadena
405 Colfax Avenue Southwest
Wadena, MN 56482-1447
218.631.7800
800.247.2007
218.631.7901 fax

Online
A wide array of
degree programs,
certificate programs,
and courses offered at
www.minnesota.edu

Minnesota State
Community and Technical College

A member of Minnesota State
Colleges and Universities System.
An Equal Opportunity
Educator / Employer.

March 29, 2010

Dr. James H. McCormick
Chancellor
Minnesota State Colleges and Universities
500 Wells Fargo Place
30 East Seventh Street
St. Paul, MN. 55101

Dear Chancellor McCormick:

As requested by MnSCU's policy 2.3, this letter will outline the tuition consultation process at Minnesota State Community and Technical College - Wadena Campus.

On March 25th, 2010, our campus Provost, Chris Valdez, spoke to our full Student Senate about the upcoming budget and tuition for fiscal year 2011.

The Student Senate was provided with a detailed Budget Planning Scenario spreadsheet, which included a tuition proposal and a list of proposed fee changes for FY2011.

The administration is proposing a 3% tuition increase for FY2011 in addition to an increase in three fees for our campus. The proposed fees that would be increased include the payment plan fee, the late fee, and a background check fee for students in those programs that are required to have one.

Our Senate voted in favor of the proposed 3% tuition increase along with the proposed fee increases. However, there was much discussion with regard to these increases. Our concern is that our students are facing rising tuition costs combined with decreasing resource and program availability. We are hopeful that students can continue to get the best education possible for their tuition without seeing further cuts in these areas.

Our Student Senate appreciates the time and effort our administration put into this consultation process, and we feel confident that our opinions are valued and respected.

Please feel free to contact me with any further concerns or questions with regard to this matter. Thank you for your time and consideration.

Sincerely,

Dawna Harmon
Student Senate President-MSCTC-Detroit Lakes Campus
Dawna_harmon@student.minnesota.edu

March 29, 2010

Dr. James H. McCormick
Chancellor
Minnesota State Colleges and Universities
500 Wells Fargo Place
30 East Seventh Street
St. Paul, MN. 55101



Dear Chancellor McCormick:

As requested by MnSCU's policy 2.3, this letter will outline the tuition consultation process at Minnesota State Community and Technical College - Wadena Campus.

On March 25th, 2010, our campus Provost, Chris Valdez, spoke to our full Student Senate about the upcoming budget and tuition for fiscal year 2011.

The Student Senate was provided with a detailed Budget Planning Scenario spreadsheet, which included a tuition proposal and a list of proposed fee changes for FY2011.

The administration is proposing a 3% tuition increase for FY2011 in addition to an increase in three fees for our campus. The proposed fees that would be increased include the payment plan fee, the late fee, and a background check fee for students in those programs that are required to have one.

Our Senate voted in favor of the proposed 3% tuition increase along with the proposed fee increases. However, there was much discussion with regard to these increases. Our concern is that our students are facing rising tuition costs combined with decreasing resource and program availability. We are hopeful that students can continue to get the best education possible for their tuition without seeing further cuts in these areas.

Our Student Senate appreciates the time and effort our administration put into this consultation process, and we feel confident that our opinions are valued and respected.

Please feel free to contact me with any further concerns or questions with regard to this matter. Thank you for your time and consideration.

Sincerely,

Andrea J. Bachmann

Andrea Bachmann
Student Senate President - MSCTC - Wadena Campus
andrea_bachmann@student.minnesota.edu

March 24, 2010

Board of Trustees
Minnesota State Colleges & Universities
Wells Fargo Place
30 7th St. E., Suite 350
St. Paul, MN 55101-7804

Dear MnSCU Trustee:

As requested by the MnSCU student consultation policy (Board Policy 2.3), this letter will outline the tuition consultation process that recently took place at Normandale Community College.

President Joe Opatz and Vice President Ed Wines met with our Student Senate on two separate occasions to explain the budget proposal and discuss questions fielded by the students. I have also had separate monthly meetings with President Opatz and Ed Wines to exchange knowledge relating to student needs here at Normandale. This information is accounted for in this year's tuition proposal.

The increase in tuition will be five percent per year as recommended by the Office of the Chancellor. As approved two years ago, the parking fee will increase \$.25 this year. The proposal also includes an increase of \$1 to the student facility fee. This increase was approved last year as part of the Kopp Students Center revenue project consultation. We would also like to mention how this project has progressed over this last year. There have been many changes through the design process from the initial proposed plan. Plans changed throughout design, but it seemed that the change process in this project strayed too widely from the initial intent of the project. This has been unfortunate and should be resolved in future revenue fund projects. We ask that any future revenue fund projects be reviewed in greater detail before going forward.

After consideration of the administrations' proposal, the Student Senate endorses these proposed increases as presented to us. We believe that these increases are well placed and will provide a balanced allocation of funds. The decision to make these fee increases has taken into account the views and needs of the students who attend Normandale. We believe that our administration shares the students' desire to keep tuition rates low and is reflected in this proposal. The Student Senate, as the voice of the Normandale student body, has the hope that this consideration of the student viewpoint will continue in the years to come.

Please feel free to contact me if you have any questions or concerns regarding Normandale's consultation process.

Thank you for your consideration.

Sincerely,



Lyman Hawbaker III
Student Senate President
Normandale Community College
(763) 377-2640

Student Senate
North Hennepin Community Collage
7411 Eighty-Fifth Avenue North
Brooklyn Park, Minnesota 55443

April 1, 2010

Dr. James H. McCormick
Chancellor
Minnesota State Colleges and Universities
500 Wells Fargo Place
30 East Seventh Street
St. Paul, Minnesota 55101

Dear Chancellor McCormick,

On behalf of the students and the Student Senate at North Hennepin Community College (NHCC), I am writing to outline the consultation process that took place concerning the budget for fiscal year 2011, as requested by Minnesota State Colleges and Universities (MnSCU) Board Policy 2.3.1.

On January 29th, College President, Ann Wynia and CFO Dawn Reimer spoke with the Full Student Senate about the upcoming budget and tuition for Fiscal year 2011. Dawn Reimer spoke to the Full Student Senate a second time on March 12th to explain the budget.

The administration projects the total tuition for FY11 to increase by a total of 5% over last year. The increase breaks down into 2% from FY10 that was subsidized by Federal Stimulus Fund and a 5% increase to tuition this year gives a 7% increase over last year's total cost. The College plans to use Stimulus Funds to subsidize 2% again this year so there is only a tuition increase of 4.9% to students. (See attached sheet)

The students although not happy with this amount, do understand the hard times and the government's unwillingness to really make higher education a priority in the State of Minnesota. We, as Student Leaders, will continue to push for lower tuition and the priority of higher education as we know you and everyone at the MnSCU offices continue to do every day.

In our second meeting with CFO Reimer on March 12th, 2010, the Student Senate thought it would not only be good to know the tuition increase, but also the fee's students pay and what they are used for. CFO Reimer was more than happy to oblige. She informed us that our technology fees are used for upgrading computers, software upgrades, smart classroom technology and computer labs. She also showed us how the technology fee at NHCC compares to other schools in the MnSCU system.

The parking fee was then discussed; CFO Reimer explained what the fee is used for around the College. She fielded questions from the Full Student Senate about winter conditions in the parking lots and explained how the security/parking committee is looking to fix the problems for next year.

CFO Reimer then went over the tuition increase for FY11. She explained the increase in tuition with supporting documentation, that not only showed FY11, but also what FY12 and FY13 may look like for students at NHCC. The future is bleak for students and this concerns us as students and student leaders.

The Student Senate at NHCC understands that these are difficult times for all of us. We are grateful to the administration for their efforts to keep tuition down when they are designing the budget and for the consultation process. Even though we understand these are hard times, we as students leaders cannot support tuition increases in any amounts and will continue to work not only towards no tuition increases, but the lowering of tuition.

We would again like to thank Chancellor McCormick, the Board of Trustees, the MnSCU system and the NHCC administration for their continued efforts of affordable and lower tuition for students. The Student Senate feels the consultation process met and exceed the MnSCU board policy 2.3.1. If you have any questions, comments or concerns please contact me.

Respectfully

Tim Aronson
Student Senate President
North Hennepin Community College
Tim.Aronson@gmail.com

North Hennepin Community College

PRIOR TO ANY NEW TUITION INCREASE

	Actual 2008-2009	Actual 2009-2010	% Increase 5% 2010-2011	2011-2012 INCREASE
	139.59	\$ 146.59	\$ 153.74	\$ 153.74
Base Rate Increase		\$ 7.00	\$ 7.15	
Tuition Mitigation {2% 2010}		\$ 2.80		
Student Increase from Prior Yr		\$ 4.20	\$ 7.15	\$ 2.80
Student Tuition Rate – Charged		\$ 143.79	\$ 150.94	\$ 153.74
Student Increase from Prior Yr		3.007%	4.973%	1.823%

\$143.79 times 1.05% = \$150.94

Virginia Campus:

1001 Chestnut Street West
 Virginia, MN 55792-3401
 800-657-3860 • 218-741-3095
 218-749-7783 (V/TTY)
 Fax: 218-748-2419
www.mesabirange.edu

**Eveleth Campus:**

1100 Industrial Park Drive • P.O. Box 648
 Eveleth, MN 55734-0648
 800-657-3860 • 218-741-3095
 218-744-7455 (V/TTY)
 Fax: 218-744-7466
www.mesabirange.edu

March 31, 2010

Laura King, Vice Chancellor Finance
 Minnesota State Colleges and Universities
 Wells Fargo Place
 30 7th Street E, Suite 350
 St. Paul, MN 55101-7804

Dear Vice Chancellor King:

Please consider this communication confirmation that the student consultation process in regard to Mesabi Range accessing revenue bonds for the purchasing of HRA housing buildings has begun.

The matter in question is Mesabi Range Community and Technical College's sale of revenue bonds for acquisition of on-campus student housing. Our initial meeting about this matter occurred on February 4, 2010. At this meeting, college administration brought forth the initial plans and provided student representatives with a basic outline of what was being sought after.

We met a second time on March 25, 2010. At this meeting, we, the students, were given the opportunity to meet with several more members of the planning process including the planner, the Chief Finance and Facilities Officer, the Provost, and various members of housing administration. We, the students, were given the opportunity to ask questions and discuss in length all known aspects of the project in question. After this meeting, we have seen that due diligence is being completed in great detail.

In our opinion, this project, if financially feasible, will greatly improve our college and the lives of students in general. There is still much work to be done. I am writing this with assurance that this is not the end of the consultation process with students.

Sincerely,

A handwritten signature in black ink, appearing to read "Cody Robinson", is written over a horizontal line.

Cody Robinson
 Student Senate President
 Mesabi Range College-Virginia



Pine Technical College


April 6, 2010

To whom it may concern,

On December 9th, Dr. Musgrove spoke at our Student Senate meeting regarding possible tuition increases. Again on March 17th, Dr. Musgrove consulted with Student Senate regarding a possible tuition increase of 5% and new technology fees for Nursing programs. It was stated he wanted to keep the tuition increase to a maximum of 5% if at all possible.

Student Senate agrees with and approves of these increases to ensure the quality of education provided at Pine Technical College.

Sincerely,



Sean Dunaway
President PTC Student Senate



800.521.7463/
320.629.5100



www.pinetech.edu



900 Fourth Street SE
Pine City, MN 55063



A MEMBER OF THE
MINNESOTA STATE COLLEGES
AND UNIVERSITIES SYSTEM

April, 1 2010

Chancellor James McCormick
Minnesota State Colleges and Universities
500 Wells Fargo Place
30 East Seventh Street
St. Paul, MN 55101

Dear Chancellor McCormick,

This letter is in reference to the tuition consultation process with the college Administration at the Willmar Campus of Ridgewater College during 2009-2010 academic year.

The Willmar and Hutchinson Campuses have met with President Allen and the Administration during our Exchange of View meetings throughout the academic year. The Administration explained the process of raising tuition and the technology fee to the Student Senates'. The Student Senates' were informed of the college plans to raise tuition 5% with the help of the stimulus package buy-down, the tuition increase would only then result in a 3% increase for our student body. The College also plans to raise the technology fee by 3% to keep within the needs of our students and the college. The Student Senates have discussed these changes and have agreed these increases are necessary in order to meet the needs of our student body. As we all agree that no one likes to see tuition rise, but we understand the reasoning and the need behind the decisions made by our Administration.

We feel President Allen and the Administration did a great job of involving the students on the tuition process and appreciates the open relationship that we share with them. We have a great working relationship with our President and Administration and feel we can come to them with any questions or issues that may arise on our campus.

We appreciate all the work that you do for the students. Thank you for reading our feedback on our campus tuition consultation process.

Sincerely,

Kristin Kahle
Ridgewater College, Willmar Campus
Student Senate President

Dr. James H. McCormick
Chancellor
Minnesota State Colleges and Universities
500 Wells Fargo Place
30 East Seventh Street
St. Paul, MN 55101

Dear Chancellor McCormick:

This letter will describe specifically the tuition consultation process that occurred at Ridgewater College's Hutchinson Campus during the 2009-2010 academic year. It will also describe in general the relationship between the school's administration and its students and how that relationship affects the decision-making process.

President Allen has a long-standing program called Exchange of Views (EOV) where student leaders from both the Hutchinson and Willmar campuses are invited to sit down with Dr. Allen and various members of his administration to discuss topics of interest and importance. Intended to occur on a monthly basis, these meetings, for various reasons, only occurred three times this academic year.

The subject of tuition was discussed at each of these meetings. During the first two meetings, students were informed that the school planned to raise tuition 5% and a stimulus package buy-down would result in a 3% increase at the student level. The third and final meeting, on March 29, 2010, went into greater depth.

Four hours before the meeting began, student leaders received a graph outlining the following: various tuition and fee increase scenarios, highlighted items indicating the administration's proposed changes, statewide averages for each category, and projected FYE numbers. The majority of this last meeting was dedicated to answering questions about this proposal.

It is very important to note that President Allen has explained that the following criteria are used in making decisions at Ridgewater College: students come first, the needs of the community are second, and the long-term viability of the college is next. As student leaders, we strongly believe that President Allen and his team have completely supported with actions what those words describe. In reviewing those decisions available to them, the student leaders cannot find a single example where students' needs were not paramount. We believe that this remains true in this year's proposals. Unfortunately, we find very few examples where students were involved prior to decisions being made.

We are not satisfied with the level of student involvement in making decisions. This year's student leaders have expressed a strong interest in being involved early, often and throughout any conversations possible. What has resulted has been the norm: "Here is what we have decided to do. We wanted to let you know." While we are very aware of the traditional difficulty in garnering student involvement on our campus, we would like to see a stronger effort made to not only inform student leaders of decisions made but to involve them in the decision-making process.

Overall, the student leaders at Ridgewater College are somewhat satisfied with the tuition consultation process on the Hutchinson campus. We strongly encourage our administration to involve student leaders early and often, before decisions are made and to provide ample time for student feedback to be obtained. The educational and perspective benefits will far away any logistical difficulties.



Dr. James H. McCormick
Chancellor
Minnesota State Colleges and Universities
500 Wells Fargo Place
30 East Seventh Street
St. Paul, MN 55101

Dear Chancellor McCormick:

The purpose of this letter to inform you that the St. Cloud Technical and Community College students, through their Student Senate, have agreed upon a tuition increase for fiscal year 2011. Based on information gathered during the administrative/student senate consultation process the following recommendation was unanimously endorsed by the student senate and its executive cabinet at our March 22th and March 29th meetings.

- A 4.5 % tuition increase for FY11.
 - During the consultation process, we were informed of Chancellor's Office plan to match 2% to offset the burden on students, through stimulus money. After considerable and healthy debate the students voted in favor of a 4.5% increase in tuition for fiscal year FY11 because increase is necessary to maintain high quality in our school.
- A 0% increase in the Student Technology Fee and Student Activity Fee.
 - We feel that a simple reallocation of funds and a planned budget will adequately supply the fees and bills for the year's technology and activities status.
- A \$20 background fees will be paid by students.
 - Students will be responsible for paying for their background fees when needed for an outside internship. This will be in effect for all the Health program students.

Please feel free to contact me if you have any questions or comments regarding St. Cloud Technical and Community College's consultation process.

Sincerely,

Alfredo Oliveira
Student Senate President

Cc: President Joyce Helens
Vice President Lori Kloos, CFO
Vice President Phil Schroeder, Student Affairs
Jessica Medearis, MSCSA Staff

April 1, 2010

Dr. James H. McCormick, Chancellor
Minnesota State Colleges and Universities
500 Wells Fargo Place
30 East Seventh Street
St. Paul, MN 55101



Dear Chancellor McCormick,

As requested by MnSCU's student consultation policy (Board Policy 2.3), this letter will outline the Tuition Consultation process that recently took place at Saint Paul Community and Technical College.

Our Vice President of Finance and Operation, Jan Mahoney spoke with the Senate President initially on March 16, 2010 about the plans of the college budget and Tuition of FY11. The Student Senate Treasurer (a member of the Saint Paul College Finance Committee) was also informed of the proposal through a Finance Committee meeting.

Background information and materials were provided including a spreadsheet of the detailed budget proposal of FY11, a layout of college program FYE information and documentation of the estimated total fees per credit per FYE student. A detailed explanation was given by Jan Mahoney of the materials and the reasons for the tuition increase.

Attempts were made by the Vice President to address the student body on March 22, 2010 at a Student Senate General Assembly meeting. Due to the low turnout, a second attempt was made on March 29, 2010 in a more public venue, our campus cafeteria.

The students were provided with a presentation of the same materials and explanation of all documents. Students were encouraged to discuss and ask questions throughout the presentation. Despite encouragement, students did not inquire or discuss the content of the tuition consultation but did provide feedback that the process and content were understood. We believe the information was presented in a manner that allowed for student input. Ms. Mahoney presented the information in a professional and thorough manner and her efforts were greatly appreciated.

Our only suggestion for future Tuition Consultation processes is that the information be presented in several sessions to target a larger number of students. This will hopefully encourage more discussion and inquiry between administration and students. We do acknowledge the ongoing challenge of student involvement/interest in the tuition consultation process.

Please feel free to contact me with any comments or questions regarding Saint Paul College's Tuition Consultation Process. Thank you for your consideration.

Sincerely,

Handwritten signature of Ophelia Mensah in black ink.

Ophelia Mensah
Student Senate President
senate@saintpaul.edu
651-403-4084

Handwritten signature of Tezra Sanchez in black ink.

Tezra Sanchez
Student Senate Treasurer
senate@saintpaul.edu
651-403-4084

Start here. Go anywhere.

235 Marshall Avenue
Saint Paul, MN 55102
T • 651.846.1600
F • 651.221.1416
www.saintpaul.edu

Consultation Letter

March 5, 2010

To: Dr. Jon Quistgaard, President of Bemidji State University

CC: Mary Tosch, Advisor; Dr. Lisa Erwin, Vice President of Student Development & Enrollment; Mr. Bill Maki Vice President of Finance and Administration; Dr. Nancy Erickson, Vice President of Academic Affairs

To Whom It May Concern:

The Bemidji State University Student Association (BSUSA) Student Senate has been consulted in the areas of Residential Life rate changes and the Hobson Memorial Union rate changes.

Sincerely,

Leo J Clark III

Andrew D. Spaeth

Bemidji State University Student Senate



March 31, 2010

Chancellor James H. McCormick
Minnesota State Colleges and Universities
500 Wells Fargo Place
30 East Seventh Street
St. Paul, MN 55101

Dear Chancellor McCormick:

This letter is to inform you of how the consultation process between Minnesota State University, Mankato Student Association and Residential Life Department on the budget and proposed room and board rates went pursuant to MnSCU Board of Trustees Policy 2.3.1.

There was an initial meeting set up between MSSA (Minnesota State Student Association), RHA (Residence Hall Association) and Residential Life Department where we had the Presidents of each Association and the Director of Residential Life present at the meeting. During this meeting, we discussed the process and timeline by which we (MSSA & RHA) would be consulted. This proposed schedule was open to amendments by either party.

The consultation schedule consisted of Director Janney presenting the proposed room and board rates to RHA three times through the month of November and once to the Student Senate within the same month. We had asked the President of RHA (which is a subcommittee of MSSA) to present to the Student Senate to ensure the process through which they were recommending rates to the Student Senate was fair and unbiased. Director Janney then presented to the Student Senate once again in December. These presentations consisted of two parts. The first was the base rates which are calculated and presented by the Residential Life Department, and the second is improvement options consisting of additions the students would like to see in the residence halls. These additional options are suggested by RHA and then rates are calculated accordingly by the Residential Life Department. Once the rates are calculated the RHA takes a ballot on which of these additional options they would like to have.

When RHA's recommendation for base and additional options was brought forward to the Student Senate, we felt the recommended increase in rates was too high for the current economic time, and hence sent the recommendation back to RHA for reconsideration. RHA reconsidered the additional options and recommended a new lowered rate.

The main concern we had with the whole consultation process was that RHA did not initially know that they could oppose or recommend changes to the base rates presented to them by the



Residential Life Department. This was a concern that was brought up by the students at the University Meet and Confer. As it was put to me by the RHA president, he was told that the base rates had to remain because part of the funding was already being used by the department.

We recommend in future that RHA be more open to base rate cuts and inform RHA of their ability to recommend changes to the base rates.

Overall the Residential Life Department was very open to suggestions and critics by the Student Senate and was ever willing to openly communicate to accommodate for students and improve relations between us.

Sincerely,

A handwritten signature in black ink, appearing to read 'Murtaza Rajabali', written over a light blue horizontal line.

Murtaza Rajabali
President
Minnesota State Student Association
murtaza.rajabali@mnsu.edu



March 31, 2010

Chancellor James H. McCormick
Minnesota State Colleges and Universities
500 Wells Fargo Place
30 East Seventh Street
St. Paul, MN 55101

Dear Chancellor McCormick:

This letter is to inform you of the how the consultation process between Minnesota State University, Mankato Student Association, and the administration of the student union went pursuant to MnSCU Board of Trustees policy 2.3.1.

The students at Minnesota State University, Mankato were very happy with the level of consultation when dealing with the student union fee. The past budget and the proposed budget were presented to the Student Union Board which is a subcommittee of the Student Senate. This committee went over the recommendations in detail and then presented the proposed budget, along with Director Woodward of the Centennial Student Union, to the Student Senate who voted in favor of the budget.

We commend the Director for managing to work the budget in innovative ways to keep rates as they were. We also commend Director Woodward's openness to suggestion and willingness to change to accommodate students' wants and needs. The Student Senate and the administration of the student union have a very good working relation and hope it remains so.

Please contact me by phone at (507)389-2611 or by email if you have any questions or concerns.

Sincerely,

A handwritten signature in black ink, appearing to read "Murtaza Rajabali".

Murtaza Rajabali
President
Minnesota State Student Association
murtaza.rajabali@mnsu.edu

Chancellor James H. McCormick
Minnesota State Colleges and Universities
500 Wells Fargo Place
30 East Seventh Street
St. Paul, MN 55101

1 April 2010

Chancellor McCormick,

I am writing on behalf of the Minnesota State University Moorhead Student Senate per MnSCU Board Policy 2.3.

On March 26th a proposed base tuition increase of 5.13 percent was presented to Student Senate. Jean Hollaar, the University Planning & Budget Officer, presented the proposed tuition change. The Dean of Arts and Humanities and the Dean of Social and Natural Sciences presented changes to differential tuition.

On April 1st the Student Senate discussed the proposed tuition changes and a strong majority approved the base increase and differential tuition changes.

Additionally, the Student Senate approved a one-time \$0.25 fee to be assessed over the 2010-2011 academic year. This fee will go toward replenishing the fee reserve money that will be used to keep the wellness center accessible for the general student populace this coming summer.

Heath Butrum
MSUM Student Senate President
(218) 477-2150
116 B
615 14th St S.
Moorhead, MN 56563

March 29, 2010

Chancellor James H McCormick
Minnesota State Colleges and Universities
500 Wells Fargo Place
30 East Seventh Street
St. Paul, MN 55101

Chancellor McCormick,

I am writing this letter to inform you that the President and his Cabinet at Southwest Minnesota State University have fully included the Student Association this year. Since the beginning of the school year they have included the Student Association in many meetings about tuition, fees and the future of Southwest Minnesota State University. The President and his Cabinet have been very willing to offer any information on the future budget and make time to hear feedback from the students during the year.

The administration at Southwest Minnesota State University has brought forth various fee increases to the Student Association. All proposed increases have been proposed, presented and validated by the appropriate bodies. The administration has done an excellent job of keeping the Student Association informed whenever any new information was available to them. President Danahar held quarterly All University Budget meetings where Faculty, Students and Staff could be informed of the current budgetary situation and what the future projections were for the next year. He has further invited the Student Association to monthly Meet and Discuss meetings with his cabinet. During these meetings, the President and his Cabinet have discussed the current budget and tuition as well as address questions or concerns the students may have had.

I feel that the administration has done what is necessary to keep the Student Association informed. I am very appreciative of the work and help offered by everyone in the administration. They have worked incredibly hard to keep the students of Southwest Minnesota State University informed and prepared for the next few years. They have always made themselves available to meet and discuss any issues. The administration has truly put the students of Southwest Minnesota State University first and has continued to be fiscally responsible while maintaining the highest quality of education for the students.

Respectfully,



Taylor Gronau
Southwest Minnesota State University Student Association President

CC: Dr. David Danahar, SMSU President
Mr. Scott Crowell, SMSU Associate Vice President of Student Affairs

February 22, 2010

Chancellor James H. McCormick
Minnesota State Colleges and Universities
Wells Fargo Place Suite #350
30 Seventh Street East
St. Paul, MN 55101



Dear Chancellor McCormick,

On January 25, 2010, Dan Pederson, the Director of Residential Life at Saint Cloud State University, proposed room/board rate increases for the 2011 fiscal year to Saint Cloud State University's Residence Hall Association. After reviewing the proposed rate increases, the Residence Hall Association's membership has formally approved the proposed fees for the 2011 fiscal year.

Sincerely,

A handwritten signature in black ink that reads "Chris Bremseth". The signature is fluid and cursive.

Chris Bremseth
President
Residence Hall Association
St. Cloud State University

April 6, 2010

Chancellor James H. McCormick
Minnesota State Colleges and Universities
500 Wells Fargo Place
30 East Seventh Street
Saint Paul, MN 55101

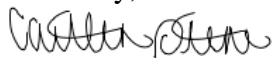
Chancellor McCormick & Board of Trustees Members-

Today I am writing this letter to you as requested under MnSCU Board Policy 2.3, student involvement in the decision-making. Throughout this entire academic school year the Winona State University Student Association (WSUSA) has been properly consulted through the Student Fee Management Committee (SFMC) and various presentations to the entire body at our weekly Student Senate meetings. The WSUSA receives recommendations from SFMC regarding the level of student fees and tuition. The tuition for fiscal year 2011 has been approved by the WSUSA to be a 4 % increase.

With the economic uncertainty facing our system for the next two years, overall the proposed 4% increase to tuition that came out of SFMC to the WSUSA and was approved was greatly supported. The conversation for this increase centered around a focus on the next two years and the fear of uncertainty. While all students would like to see a zero percent increase to their tuition, the WSUSA recognizes the need for these tuition increases due to our state funding continually being cut. The proposed increase to tuition for fiscal year 2011 has been a constant topic of conversation during this entire past year. We have discussed the possibilities in our monthly Meet and Discuss meetings with our university President, Judith Ramaley and her cabinet, and the senators of the WSUSA have been having several conversations about this increase as well. Overall, the WSUSA supports this increased in tuition for fiscal year 2011, we see the need for this increase due to our continued cut in funding by the state of Minnesota.

Again, all information for the increase to tuition was disclosed to the Student Senate, the appropriate timeline was enacted, and procedures were followed in supporting this 4% percent increase in tuition for fiscal year 2011. Please feel free to contact me for any further questions at CStene07@winona.edu or by phone (651) 428-0216.

Sincerely,



Caitlin Stene
President, Winona State University Student Association

April 6, 2010

Chancellor James H. McCormick
Minnesota State Colleges and Universities
500 Wells Fargo Place
30 East Seventh Street
Saint Paul, MN 55101

Chancellor McCormick & Board of Trustees Members-

Today I am writing this letter to you as requested under MnSCU Board Policy 2.3, student involvement in the decision-making. On January 14th, 2009 the Winona State University Student Association (WSUSA) approved a 4.3% increase to the Student Union Fee for fiscal year 2011. During most of this academic year, the Student Fee Management Committee (SFMC), comprised of student senators, students, faculty, staff, and administration, has been reviewing the various student fees paid for by every student at the University. This body reviews the fees and then forwards a recommendation to the Student Senate.

At the February 3rd, 2010 the WSUSA received a presentation from Joe Reed, Director of Student Union and Student Activities, regarding the proposed increase in this fee and the justification for it. The primary reason for the increase is the fuel and utility expenses incurred by the Union, as well as improvements to the building to provide students with renovated study and lounge space. Discussion during the approval of this fee was positive and in support of the increase. Ultimately at the end of discussion, the WSUSA approved the recommendation from SFMC to increase the Student Union fee by 4.3% for fiscal year 2011.

Again, all information on these fees was disclosed to the Student Senate, the appropriate timeline was enacted, and procedures were followed in supporting this 4.3% percent increase to the Student Union fee for fiscal year 2011. Please feel free to contact me for any further questions at CStene07@winona.edu or by phone (651) 428-0216.

Sincerely,



Caitlin Stene
President, Winona State University Student Association

April 6, 2010

Chancellor James H. McCormick
Minnesota State Colleges and Universities
500 Wells Fargo Place
30 East Seventh Street
Saint Paul, MN 55101

Chancellor McCormick & Board of Trustees Members-

Today I am writing this letter to you as requested under MnSCU Board Policy 2.3, student involvement in the decision-making. Throughout this entire academic school year the Winona State University Student Association (WSUSA) has been properly consulted through the Student Fee Management Committee (SFMC) and various presentations to the entire body at our weekly Student Senate meetings. The WSUSA receives recommendations from SFMC regarding the level of student fees.

At our March 31st, 2010 meeting the WSUSA approved a 3% increase to the Student Life Fee for fiscal year 2011. This was the recommendation straight from the Student Fee Management Committee and was approved with no changes. Through the discussion of the body, it was the feeling that this increase directly comes back to the students in various forms. The funding of the budgets of student clubs, including the budget of the WSUSA, is included in this fee and this increase helps to ensure that these clubs can carry through on their plans for the next fiscal year. Much debate and discussion occurred around this proposed increase to the Student Life Fee. The main feeling with this increase is that this funding comes directly back to the students, and was supported in whole by the Winona State University Student Association.

Again, all information on these fees was disclosed to the Student Senate, the appropriate timeline was enacted, and procedures were followed in supporting this 3% percent increase to the Student Life Fee for fiscal year 2011. Please feel free to contact me for any further questions at CStene07@winona.edu or by phone (651) 428-0216.

Sincerely,



Caitlin Stene
President, Winona State University Student Association

April 6, 2010

Chancellor James H. McCormick
Minnesota State Colleges and Universities
500 Wells Fargo Place
30 East Seventh Street
Saint Paul, MN 55101

Chancellor McCormick & Board of Trustees Members-

Today I am writing this letter to you as requested under MnSCU Board Policy 2.3, student involvement in the decision-making. Throughout this entire academic school year the Winona State University Student Association (WSUSA) has been properly consulted through the Student Fee Management Committee (SFMC) and various presentations to the entire body at our weekly Student Senate meetings. The WSUSA receives recommendations from SFMC as to the level of student fees. The SFMC recommended to the WSUSA a 3% increase in the Room and Board rates for fiscal year 2011.

At our March 3rd, 2010 WSUSA meeting the WSUSA body passed a 3% increase in the Room and Board rates for fiscal year 2011. During this meeting the Director of Housing and Residence Life Paula Scheevel was present to answer any questions and concerns that the body had with the proposed increase to the room and board rates for fiscal year 2011. Through the discussion of the body, it was the general feeling that the increase to the room and board rates was justified and needed. The opening of our new residence hall in the fall of 2011 has increased the need for more residents assistants, which is one area that the increased funding provided by this fee increase will address. Overall, the discussion was positive and the body as recommended by SFMC passed the increase in the room and board.

The WSUSA supports a 3% increase in the Room and Board rates for fiscal year 2011. Again, all information on these fees was disclosed to the Student Senate, the appropriate timeline was enacted, and procedures were followed in supporting this 3% percent increase. Please feel free to contact me for any further questions at CStene07@winona.edu or by phone (651) 428-0216.

Sincerely,



Caitlin Stene
President, Winona State University Student Association

April 6, 2010

Chancellor James H. McCormick
Minnesota State Colleges and Universities
500 Wells Fargo Place
30 East Seventh Street
Saint Paul, MN 55101

Chancellor McCormick & Board of Trustees Members-

Today I am writing this letter to you as requested under MnSCU Board Policy 2.3, student involvement in the decision-making. Throughout this entire academic school year the Winona State University Student Association (WSUSA) has been properly consulted through the Student Fee Management Committee (SFMC) and various presentations to the entire body at our weekly Student Senate meetings. The WSUSA receives recommendations from SFMC regarding the level of student fees. The athletic fee of an increase of 3% was proposed from the SFMC to the WSUSA body for approval.

At our February 24th, 2010 meeting the WSUSA approved a 3.9% increase to the Health Services Fee for fiscal year 2011. This was the recommendation straight from SFMC and was approved with no changes. Through the discussion of the body, and with Director of our Health Services, it was discovered that with moving back to main campus in the summer to the New Integrated Wellness Center, it is anticipated that more students will be using Health Services. The increase in this fee is to help with the hiring and funding for more nurses and physicians assistants to help reduce wait times and the work loads of the current staff. Overall, through the discussion the reasons for the increase to the fee were justified and agreed upon by the body of the WSUSA.

Again, all information on these fees was disclosed to the Student Senate, the appropriate timeline was enacted, and procedures were followed in supporting this 3.9% percent increase for fiscal year 2011. Please feel free to contact me for any further questions at CStene07@winona.edu or by phone (651) 428-0216.

Sincerely,



Caitlin Stene
President, Winona State University Student Association

April 6, 2010

Chancellor James H. McCormick
Minnesota State Colleges and Universities
500 Wells Fargo Place
30 East Seventh Street
Saint Paul, MN 55101

Chancellor McCormick & Board of Trustees Members-

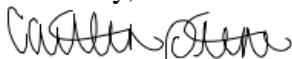
Today I am writing this letter to you as requested under MnSCU Board Policy 2.3, student involvement in the decision-making. Throughout this entire academic school year the Winona State University Student Association (WSUSA) has been properly consulted through out the Student Fee Management Committee and various presentations to the entire body at our weekly Student Senate meetings. Below are the fees that the WSUSA has passed with a zero percent increase for fiscal year 2011:

- 0% Increase to the Wellness Center Fee.
- 0% Increase to the Athletic Fee.
- 0% Increase to the Technology Services Fee.

The Winona State University Student Association was pleased to have these three fees come forwarded with a zero percent increase. With the current state of uncertainty in the state budget and the funding outlook for our institution of higher education, these fees taking a zero percent increase shows the collaboration we have been experiencing this entire year with the faculty and administration of Winona State University. We understand with the opening of our new Integrated Wellness Center this summer, next year it is likely the Wellness Center Fee will increase due to the needs of the new facility. It was decided to keep the fee to a zero percent increase for fiscal year 2011 due to not entirely knowing what will be needed in the new facilities. It was the feeling of the WSUSA and the Administration to put the needs of the students first and to be mindful of the effect of fees on students' ability to pay for their higher education; these three zero percent increases are a product of this thinking and feeling.

For each of these zero percent increases the WSUSA was given time to ample time to discuss and ask questions of the administration. Again, all information on these fees was disclosed to the Student Senate, the appropriate timeline was enacted, and procedures were followed in approving these zero percent increases. Please feel free to contact me for any further questions at CStene07@winona.edu or by phone (651) 428-0216.

Sincerely,



Caitlin Stene