

**MINNESOTA STATE COLLEGES AND UNIVERSITIES
BOARD OF TRUSTEES**

Agenda Item Summary Sheet

Committee: Finance and Facilities

Date of Meeting: June 21, 2011

Agenda Item: FY 2012 Operating Budget (*Second Reading*)

- Proposed Policy Change Approvals Required by Policy Other Approvals Monitoring
- Information

Cite policy requirement, or explain why item is on the Board agenda: Policy 5.9 requires that the Board approve revenue and expenditure operating budget plans for all colleges and universities and the Office of the Chancellor. Policy 5.11 requires the Board to approve the tuition structure (per credit rates, programmatic rates, market driven rates, banded tuition, pilots) for all colleges and universities. All mandatory fee maximums are also approved by the Board of Trustees.

Scheduled Presenter(s): Laura M. King, Vice Chancellor - Chief Financial Officer
Judy Borgen, Associate Vice Chancellor Budget

Outline of Key Points/Policy Issues: The purpose of this report is to seek approval of the FY 2012 Operating Budget including tuition and fees.

Background Information: The system has taken a multi-year approach to budget planning, positioning the system for long-term financial viability. Budget planning for fiscal year 2012 began well over a year ago as the system began developing its 2012-2013 biennial budget request. At its November 2010 meeting, the Board of Trustees approved a biennial budget request in the amount of \$1,260.7 million, which was the funding level the Legislature set at the close of the 2010 session. The request represented an increase of \$49.7 million (\$24.85 million each year) above fiscal year 2011 base funding (doubled).

**BOARD OF TRUSTEES
MINNESOTA STATE COLLEGES AND UNIVERSITIES**

ACTION ITEM
FY 2012 Operating Budget

BACKGROUND

The system has taken a multi-year approach to budget planning, positioning the system for long-term financial viability. Budget planning for fiscal year 2012 began well over a year ago as the system began developing its 2012-2013 biennial budget request. At its November 2010 meeting, the Board of Trustees approved a biennial budget request in the amount of \$1,260.7 million, which was the funding level the Legislature set at the close of the 2010 session. The request represented an increase of \$49.7 million (\$24.85 million each year) above fiscal year 2011 base funding (doubled).

The Finance and Facilities Committee received updates to the 2012-2013 biennium budget planning process on a regular basis during the past year including the state's economic outlook. With the state's outlook of a \$5.028 billion deficit for the 2012-2013 biennium, the system's planning framework was built with an assumption of an appropriation reduction. The Governor's 2012-2013 budget recommendation included a 6 percent (\$75.6 million) appropriation reduction from forecast base for the system. Funding bills in both bodies of the Legislature included appropriation reductions for the system. The conference committee bill, which was vetoed by the Governor, included for the Minnesota State Colleges and Universities, an appropriation of \$1,081 million for the 2012-2013 biennium, a reduction of 14.3 percent (\$179.7 million) from the forecast base.

The purpose of this report is to present the system's financial outlook along with the college and university operating budgets and tuition and fee requests for fiscal year 2012. The Board will have an opportunity to review, discuss and take action on the fiscal year 2012 operating budgets and tuition and fee changes in June 2011. The report is organized into the sections outlined below with corresponding attachments.

- I. Legislative Overview
- II. System Operating Budget Overview
- III. College and University Operating Budget Overview
- IV. Recommended Motions

The Chancellor's recommendations for the colleges and universities and the Office of the Chancellor fiscal year 2012 operating budgets and tuition is presented for consideration by the Finance and Facilities Committee of the Board of Trustees.

The Board will be asked to adopt the budget at the June 22, 2011 meeting.

I. Legislative Overview

At the close of the 2011 legislative session, there was no final Omnibus Higher Education bill. The Conference Committee higher education bill was forwarded to the Governor and subsequently vetoed. It is the interest of the Chancellor to move forward a budget and tuition/fees recommendations to the Board so that colleges and universities can provide students with tuition and fee rates and estimated financial aid packages. Therefore, without a final Omnibus Higher Education bill, the Chancellor's recommendation is based on the funding level provided in the vetoed Conference Committee bill.

The Conference Committee bill provides the Minnesota State Colleges and Universities with \$1,081 million of state resources for the 2012-2013 biennium, a reduction of 14.3 percent (\$179.7 million) from the forecast base. (Table 1)

Table 1

**Minnesota State Colleges and Universities
Total State Appropriation Funding Level
Fiscal Years 2012-2013
(\$ in millions)**

	Fiscal Year 2012	Fiscal Year 2013	Biennium	Change from Forecast	Percent Change from Forecast
Base forecast (system budget request)	\$630.4	\$630.4	\$1,260.7		
Governor's recommendation	\$592.5	\$592.5	\$1,185.0	(\$75.7)	-6.0%
Conference Committee higher education bill	\$540.5	\$540.5	\$1,081.0	(\$179.7)	-14.3%

Fiscal year 2012 funding level of \$540.5 million provided in the Conference Committee bill represents a \$65.0 million reduction from the system's fiscal year 2011 funding level of \$605.5 million.

The Conference Committee bill also contains a separate line item for the Office of the Chancellor/Shared Services. The \$8.0 million of presidents' compensation has been moved from the Office of the Chancellor/Shared Services line to the operations and maintenance line. The bill also provides funding for the Learning Network of Minnesota. Table 2 shows the line item distribution of the \$1,081 million.

Table 2

**Minnesota State Colleges and Universities
Line Item State Appropriation Funding Levels
Fiscal Years 2012-2013
(\$ in millions)**

	Fiscal Year 2011 Doubled*	2012- 2013 Forecast Base*	Conf Bill 2012	Conf Bill 2013	Total 2012- 2013	\$ Biennium Change from Forecast	% Biennium Change from Forecast
Operations and maintenance	\$1,127.9	\$1,177.6	\$503.3	\$503.3	\$1,006.6	(\$171.0)	-14.5%
Office of the Chancellor/Shared Services	\$73.5	\$73.5	\$33.1	\$33.1	\$66.1	(\$7.4)	-10.0%
Learning Network of Minnesota	\$9.6	\$9.6	\$4.1	\$4.1	\$8.2	(\$1.4)	-14.3%
Total	\$1,211.0	\$1,260.7	\$540.5	\$540.5	\$1,081.0	(\$179.7)	-14.3%

*For comparability, the presidents' compensation has been moved from fiscal year 2011 and the 2012-2013 forecast base of the Office of the Chancellor to Operations and Maintenance

The biennial change versus the 2011 doubled funding level equals \$130 million.

The Conference Committee bill also includes the following language:

Tuition and fees: All Minnesota resident undergraduate tuition rates at universities are capped at 5 percent in the first year and 4 percent in the second year. At the colleges, all Minnesota resident undergraduate tuition rates are capped at 3 percent each year of the biennium. Limitations are imposed on the mandatory fee charged to a student at a university or college at a rate of 4 percent per year in the biennium ending June 30, 2013, unless a higher increase is approved by a public majority vote by the recognized campus student association. (Mandatory fees are those that are generally charged to all students at a college or university.)

Performance: One percent of appropriation is set aside for fiscal year 2013. The system will need to achieve 3 of the 5 following performance goals:

1. Increase by at least 7 percent, compared to fiscal year 2009, graduates or degrees, diplomas and certificates conferred.
2. Increase by at least 10 percent, compared to fiscal year 2010, the number of students of color.

3. Increase by at least 15 percent, compared to fiscal year 2010, the full year equivalent enrollment of students taking online or blended courses or the number of online and blended sections.
4. Increase by at least 1 percent the fall 2011 persistence and completion rate for fall 2010 entering students compared to the fall 2010 rate for fall 2009 entering students.
5. Decrease by at least 2 percent, compared to calendar year 2009, total energy consumption per square foot.

The Chancellor is expecting satisfactory performance on 4 of the 5 goals. The bill asks for a report by April 2012, and if performance is satisfactory, 2013 funds will be released at the beginning of the 2013 fiscal year.

Education priorities: The Board of Trustees is required to place the highest priority on meeting the needs of employers for a skilled workforce when making reductions and approving programs of study and course offerings.

Guaranteed tuition plan: The Board of Trustees is encouraged to offer entering students a plan providing stable tuition for two-years or four-years.

Credit transfer: The current required report on credit transfer was amended to include additional reporting on efforts already underway. Information about progress made toward the Smart Transfer Plan goals, the number of students transferring between and among the system's two- and four-year institutions during the previous fiscal year, and a system study of mechanisms for effective transfer in other states, make up the additional reporting requirements.

In addition, the bill allocates funds to Cook County higher education. The bill also contains language concerning how the Board is to address the reductions. It directs the Board to make a good-faith effort when applying reductions to minimize the impact on direct services to students and maximize reductions for administrative services not providing direct services to students.

Financial aid programs

Federal Issues

1. After much debate and several proposals that would have cut the Pell Grant maximum by as much as \$2,100, Congress voted to retain the maximum Pell Grant at \$5,550.
 - Under the proposed reductions, about 8,000 Minnesota state college and university students would have lost their entire Pell Grant for each \$1,000 reduction in the Pell Grant Maximum.

- Across the system, Pell Grants would have been reduced by about \$74 million for each \$1,000 reduction.
2. To save funding for Pell Grants, Congress eliminated:
 - The Academic Competitiveness Grant (ACG) and SMART Grant programs
 - Provisions that would have allowed students to receive two Pell Grants in one year if they attended year-round.
 3. All Minnesota state colleges and universities have converted to the Federal Direct Lending program this year. The transition was smooth and transparent to students.
 4. The US Department of Education recently issued “Program Integrity” rules designed to minimize fraudulent activities by colleges/universities. Several of these rules impose an expensive administrative burden of reporting and seeking authorizations to operate on-line programs for students from other states. The Office of the Chancellor is performing as many of these administrative functions for our system’s colleges and universities as is possible.

State Issues

1. The Minnesota State Grant program was rationed during the 2010-2011 financial aid award year to prevent the program from running a deficit for the biennium.
 - The rationing proved to be excessive; the Minnesota Office of Higher Education twice redistributed awards during the academic year to prevent a surplus balance in the program.
 - The State Grant program will be rationed again during the 2011-2012 award year but at a smaller rate of reduction.
2. To save funding, the Minnesota Legislature:
 - Reduced funding to the State Work Study and Child Care Grant programs
 - Eliminated funding for the Achieve Scholarship program

The Governor’s veto of the Higher Education omnibus bill leaves unresolved the outlook for the state grant program and other programs administered by the Office of Higher Education.

II. System Operating Budget Overview

The system and the colleges and universities have taken a multi-year approach to budget planning. The planning has been guided by three principles:

- The Chancellor and system leadership will seek to make decisions in a way that best serves students;
- Decisions will strive to take into account the system's mission to serve the economic development needs of the state and its communities; and
- Planning will take a multi-year approach, positioning the system for long-term financial viability.

A planning framework was developed very early in calendar year 2010 which provided guidance to colleges and universities as they moved through their budget process. The framework included assumptions surrounding appropriation, tuition and inflation. Appropriation planning scenarios were developed and provided the "bookends" to appropriation reductions. One bookend represented the assumption of half of the state's budget deficit being solved with expense reductions. The other bookend represented the assumption of the entire state's budget deficit being solved with expense reductions. Tuition planning included no caps but an expectation of reasonableness. The system took the approach that a maximum of 5 percent each year of the biennium was reasonable. Inflation assumptions assumed CPI, modified for local conditions.

Table 3 below provides the comparison of the Conference Committee bill to the system's planning assumptions. The total biennium funding level provided in the Conference Committee bill is slightly less than bookend one. An important distinction worth noting is that the Legislature applied the full reduction in the first year whereas the system's planning assumptions applied a portion of the reduction each year. Under the Conference Committee bill, the system's forecast base going into the 2014-2015 biennium would be \$540.5 million compared to the system's planning assumption of \$524.4 million.

Table 3

**Minnesota State Colleges and Universities
2012-2013 System Planning Assumptions Comparison
(\$ in millions)**

	Fiscal Year 2012	Fiscal Year 2013	Biennium Total	Change 2012	Change 2013	Biennium Change
Fiscal year 2011 funding level	\$605.5	\$605.5	\$1,211.0			
2012-2013 forecast base <i>change from fiscal year 2011</i>	\$630.4	\$630.4	\$1,260.7	\$24.9	\$24.9	\$49.7
Governor's Budget Recommendation <i>change from forecast base</i>	\$592.5	\$592.5	\$1,185.0	(\$37.9)	(\$37.9)	(\$75.7)
				-6.0%	-6.0%	-6.0%
<i>change from fiscal year 2011</i>				(\$13.0)	(\$13.0)	(\$26.0)
				-2.1%	-2.1%	-2.1%
Conference Higher Education Bill <i>change from forecast base</i>	\$540.5	\$540.5	\$1,081.0	(\$89.9)	(\$89.9)	(\$179.7)
				-14.3%	-14.3%	-14.3%
<i>change from fiscal year 2011</i>				(\$65.0)	(\$65.0)	(\$130.0)
				-10.7%	-10.7%	-10.7%
System planning assumption (bookend 1) <i>change from forecast base</i>	\$559.4	\$524.4	\$1,083.8	(\$71.0)	(\$106.0)	(\$176.9)
				-11.3%	-16.8%	-14.0%
<i>change from fiscal year 2011</i>				(\$46.1)	(\$81.1)	(\$127.2)
				-7.6%	-13.4%	-10.5%
System planning assumption (bookend 2) <i>change from forecast base</i>	\$524.4	\$454.4	\$978.8	(\$106.0)	(\$176.0)	(\$281.9)
				-16.8%	-27.9%	-22.4%
<i>change from fiscal year 2011</i>				(\$81.1)	(\$151.1)	(\$232.2)
				-13.4%	-25.0%	-19.2%

Budget challenges

Colleges and universities are facing challenging times and are under challenging conditions. The Board holds the presidents accountable for sound financial management. College and university leadership is making difficult choices. In addition to large appropriation reductions, colleges and universities are facing “fixed” compensation cost increases. The fixed costs increases will occur in the next biennium if nothing else is done in the next round of collective bargaining. The fixed cost increases include

projected employer health insurance rate increases of 7.7 percent in January 2012 and another 16.2 percent in January 2013, an increase in employer retirement rate increases for TRA, tail cost for the fiscal year 2011 step increases for classified staff, and promotions/career steps for faculty estimated at more than \$70 million over the biennium. The health insurance rate increases are projected and could be revised due to any changes made to the state's health insurance program. In addition, colleges and universities have also built into their budget planning assumptions for new other operating inflationary cost increases at the CPI (projected at 1.7 percent for fiscal year 2012 and 1.8 percent for fiscal year 2013), modified for local conditions.

In solving budgetary gaps, colleges and universities are using a combination of strategies to position themselves for future years. These solutions vary among the colleges and universities, but overall, include the following: program closures or reductions; elimination of positions, layoffs, and hiring restrictions; administrative cost reductions; reduction of service hours; instructional efficiencies; delaying of repair and replacement projects or equipment purchases; enrollment management; developing new programs in high demand areas or slowing down new program implementation.

Strong budget actions over the past few years have resulted in the elimination of 680 positions to date, implementation of early retirement programs at 20 colleges and universities and the Office of the Chancellor impacting 177 employees, and the closure of 81 academic programs.

Leadership is committed to providing resources in support of the goals of the Board and the Chancellor. Even in an environment of declining resources, investments must be made in key areas such as technology, recruitment/retention/success of students, employee professional development, repair and replacement, equipment, career planning/placement services, STEM, energy conservation, and right sizing of physical space. If the system were to receive additional funding above the \$540.5 million in the Conference Committee bill, the resources could be used to reduce the consumption of programmed fund balance and restore activities that have been reduced such as student service support, course sections, instructional equipment or new program development.

It is even more critical that colleges and universities strengthen partnerships with business and industry, P-12, higher education institutions, and state agencies. Partnerships include Workforce Centers; business/industry such as Target, Schwan's, Boston Scientific, Delta Dental, Cisco, Blandin, Minnesota Power, Bush Foundation, Lumina; state agencies such as Department of Energy and Economic Development, Minnesota Department of Transportation, Iron Range Resources and Rehabilitation Board; P-12 school districts; and counties/cities across the state.

2012-2013 Board and system priorities

A year ago, candid discussions occurred with the Leadership Council to identify priorities funded with state resources that could be either eliminated or reduced while keeping focused on moving forward the Board's strategic plan and preserving financial support for base operations. The conversation was motivated by the recognition that the system would have considerably less state resources for the 2012-2013 biennium and centered on three objectives:

1. Ratification of the system's highest priorities for special funding and recognition of same on the green sheet.
2. Simplification of the distribution of state funds in order to provide presidents with greater flexibility as state support declines.
3. Articulation of accountability measures for institutional performance tied to funding.

Approximately \$20 million of historical special allocations have been incorporated into the base college/university allocation for fiscal year 2012. The master green sheet has been restructured to incorporate these changes. A detailed master green sheet can be found in the supplemental materials as provided in the first reading. A summary of the changes to the master green follows:

Moved into base allocation and removed from green sheet:

- Technology
- Competitive salaries
- Tuition buy down (fiscal year 2009)
- Non-resident tuition buy down
- MnOnline
- Sign language interpreter
- Alliss tuition subsidy (program has been re-designed)

In fiscal year 2012 approximately \$2.2 million of special allocations were moved into the systemwide set aside portion of the master green sheet. Further discussion with the Leadership Council will occur as to the future funding of the set asides for the following activities:

- PALS
- Farm business/small business tuition subsidy
- Firefighter voucher program
- Customized training innovation funds

In fiscal year 2013 a change will be made which will move the customized training network/continuing education (including fire training program) into the base allocation. The allocation framework will be amended for incorporation.

Allocations

The system's state appropriation for fiscal year 2012 is currently estimated at \$540.5 million based upon the 2011 Conference Committee report. In addition, the system is budgeting \$2.0 million of interest earnings for total estimated state resources of \$542.5 million. These resources are being allocated within the following categories: institution allocations, priority allocations, systemwide set asides, and Office of the Chancellor/Shared Services. Many of the priorities and systemwide set asides funded with state resources were prorated down to available funds (10.7 percent reduction from fiscal year 2011 funding level). Funding was increased for PALS (library service) and held stable for Enterprise Technology, attorney general, debt service, leadership transition, and the systemwide audit program. For fiscal year 2012, 85.2 percent of state resources received by the system are allocated to colleges and universities either as basic allocations or through priority allocations as shown below in Table 4.

Table 4

**Minnesota State Colleges and Universities
Distribution of Fiscal Year 2012 State Resources
(\$ in millions)**

	Fiscal Year 2011*	% of Total	Fiscal Year 2012	% of Total
Institution allocations	\$525.2	86.4%	\$462.3	85.2%
- Basic allocations	\$505.7		\$447.3	
- Priority allocations	\$19.5		\$15.0	
Systemwide set asides	\$41.3	6.8%	\$43.0	7.9%
Learning Network of Minnesota	\$4.8	0.8%	\$4.1	0.8%
Office of the Chancellor and Shared Services Division	\$36.7	6.0%	\$33.1	6.1%
Total state resources	\$607.9		\$542.5	

*Fiscal year 2011 has been adjusted for comparability to reflect the transfer of the presidents' compensation from the Office of the Chancellor to institution basic allocations. This provides a more accurate comparison of the distribution of state resources.

Of the \$447.3 million for institution basic allocations, it is recommended that \$436.3 million be distributed through the allocation framework. The allocation framework distributes base resources to colleges and universities as follows: 50 percent of the allocation based on their prior year's base and 50 percent on the results of the allocation framework. The fiscal year 2012 college and university allocations distributed through the allocation framework can be found in the supplemental materials as provided in the

first reading. The balance of the basic allocation supports the customized training network (\$8.9 million) and \$2.0 million is anticipated invested treasury earnings.

It is recommended that \$15.0 million be allocated for priority allocations that are used to drive compelling educational interests. These priorities can be determined by the Legislature, Board or Chancellor. The Board priority areas representing \$13.5 million include: underrepresented activities and centers of excellence. The legislative priorities totaling \$1.5 million are directed at Range vocational education, economic development E-Folio, community energy pilots, and Cook County higher education.

State funds support systemwide programs, the Learning Network of Minnesota, and the budget for the Office of the Chancellor/Shared Services. As noted earlier, the presidents' compensation has been moved from the Office of the Chancellor budget to the base budgets of colleges and universities. The systemwide programs are supported by \$43.0 million and include attorney general services, debt service, Enterprise Technology, leadership transition, repair and replacement, system audit program, PALS, firefighter subsidy, and farm business/small business tuition subsidy. The Learning Network of Minnesota has been appropriated \$4.1 million. The budget of the Office of the Chancellor/Shared Services receives \$33.1 million in state support. Detailed illustrations can be found in the supplemental materials, as provided in the first reading, on the master green sheet.

Board initiatives

In fiscal year 2012, system resources are recommended for allocation to the following two Board initiatives: centers of excellence and serving the underrepresented. The Chancellor is recommending that these initiatives be prorated to the level of estimated available resources for a total of \$13.5 million. (Table 5)

Table 5

**Minnesota State Colleges and Universities
Distribution of State Resources to Board Priorities
(\$ in millions)**

	Fiscal Year 2011	Fiscal Year 2012
Centers of excellence	\$4.3	\$3.9
Serving the underrepresented	\$10.8	\$9.7
Total	\$15.1	\$13.5

The current allocations and the current recipients of centers of excellence funds and centers for access, opportunity and success funds will be maintained for fiscal year 2012. The Vice Chancellor for Academic and Student Affairs for has committed to a review of the centers of excellence and centers for access, opportunity and success as part of the

2011 division workplan. Recommendations for changes to these programs would be brought to the Board by the end of the calendar year for its consideration prior to any changes. Such recommendations are expected to impact 2013 allocations.

Office of the Chancellor budget

The Office of the Chancellor’s funding level is established in the Conference Committee bill at \$33.1 million for fiscal year 2012, an overall reduction of \$3.6 million (9.9 percent) from fiscal year 2011. The \$33.1 million supports the Office of the Chancellor and Shared Services. As shown in Table 6, between the fiscal year 2009 outlook and fiscal year 2012, the Office of the Chancellor/Shared Services state support will have been reduced by \$10.4 million (24 percent).

Table 6

**Minnesota State Colleges and Universities
Office of the Chancellor State Resources
(\$ in millions)**

	Fiscal Year 2009 Outlook	Fiscal Year 2011 Actual	Fiscal Year 2012 Proposed	\$ Change	% Change
Office of Chancellor/ Shared Services	\$43.5	\$36.7	\$33.1	(\$10.4)	-24.0%

With the anticipation of appropriation reductions, the Office of the Chancellor embarked upon a rigorous self evaluation and multi-year budget planning process for the 2012-2013 biennium. The first phase of this plan has been completed resulting in the elimination of 41 FTE. However, the funding level in the Conference Committee bill is lower than the planning assumption; therefore, additional budget reduction planning is scheduled for the fall of 2011 with implementation expected by January 2012.

III. College and University Operating Budget Overview

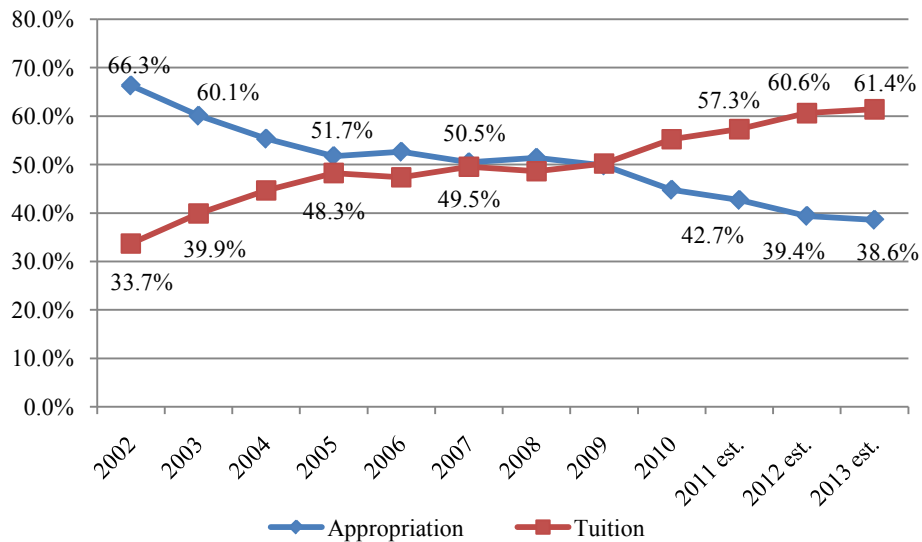
Colleges and universities have consulted with campus constituents over the past several months as operating budgets have been developed, adjusted, and finalized. The annual budgets presented in this report are on a budgetary (cash) basis which differs from the accrual presentation shown in the annual audited financial statements. The annual cash budgets are based on anticipated revenues and expenses received or paid during the fiscal year versus the accrual method that recognizes revenues when earned and expenses when incurred regardless of the timing of related cash flows.

Appropriation and tuition reliance

State appropriation has been a primary revenue source for the system. With diminishing support from the state, the system's reliance on tuition to support basic education activities has increased. This has resulted in a trend where it is estimated that tuition in fiscal year 2012 will be 60.6 percent of total appropriation and tuition revenue. This is a complete reversal of the relationship in fiscal year 2003 when appropriation represented 60.1 percent of total appropriation and tuition revenue. (Graph 1)

Graph 1

**Minnesota State Colleges and Universities
Percent of Total State Appropriation and Tuition Revenue
Fiscal Years 2002-2013**

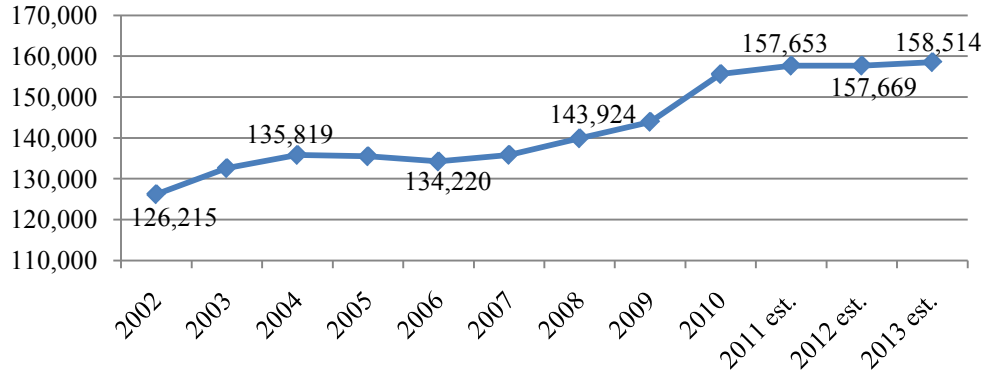


Enrollment

After experiencing record enrollment increases during fiscal year 2010, enrollment is projected to increase a modest 1.3 percent (2,050 FYE) in fiscal year 2011. Colleges and universities are projecting fairly flat enrollment in the 2012-2013 biennium. (Graph 2)

Graph 2

**Minnesota State Colleges and Universities
Full-Year Equivalent Student Enrollment
Fiscal Years 2002-2013**

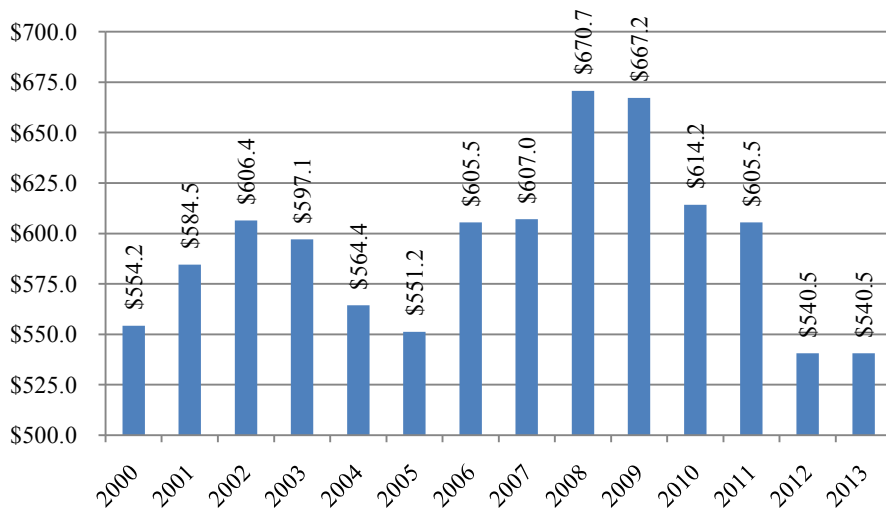


Appropriation and tuition per full-year equivalent student

The system has experienced great fluctuation in state appropriation during the past decade. As shows below in Graph 3, the \$540.5 million in state resources for fiscal year 2012 is the lowest funding level since fiscal year 2000. One would have to go back to fiscal year 1998 to find a funding level lower than fiscal year 2012.

Graph 3

**Minnesota State Colleges and Universities
State Appropriation: Fiscal Years 2000-2013
(\$ in millions)**

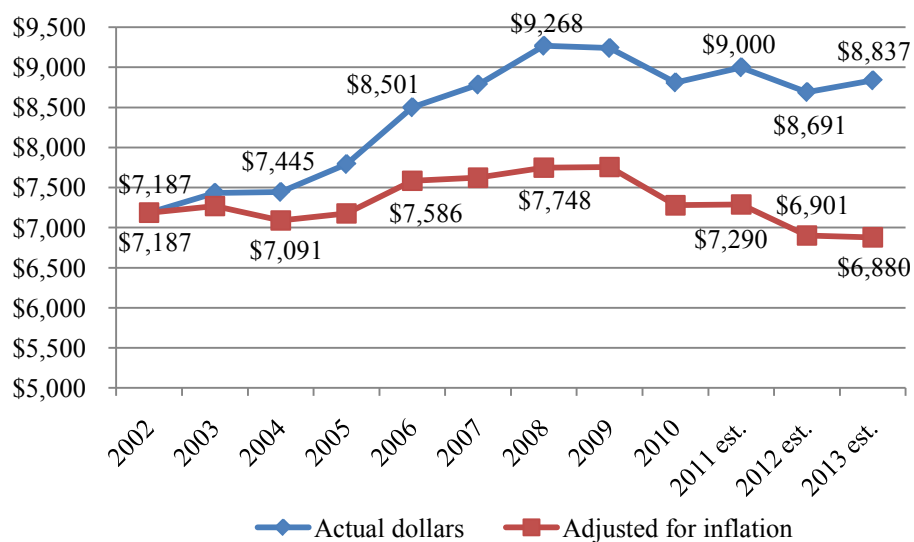


Note: For comparability, fiscal years 2000-2009 have been adjusted for Learning Network of Minnesota \$4.8 million.

In fiscal year 2012, on a per student basis, the system is projecting appropriation to be at \$3,428 per FYE student, a decline of \$413 per FYE student over the \$3,841 available in the current fiscal year 2011. Tuition revenue is estimated to be \$5,263 per FYE student in fiscal year 2012, an increase of \$104 per FYE student over the \$5,159 available in fiscal year 2011. The net impact is a decrease of \$309 per FYE student, from \$9,000 per FYE student in fiscal year 2011 to \$8,691 per FYE student in fiscal year 2012. (Graph 4) When adjusted for inflation, the system will be operating with \$6,901 per FYE student in fiscal year 2012, a reduction of \$286 (4.0 percent) per FYE student since fiscal year 2002.

Graph 4

**Minnesota State Colleges and Universities
Total State Appropriation and Tuition Revenue
Per Full-Year Equivalent Student (inflation adjusted)
Fiscal Years 2002-2013**



All funds proposed budget

Colleges and universities have three principal sources of revenue: state appropriation, tuition and fees, and auxiliary/enterprise income. These revenues support all aspects of the educational enterprise – instruction, student life, administration, physical plant, and the residential life programs. In addition, the colleges and universities have a practice of maintaining a budgetary fund balance that can be used as part of a budget strategy from one year to the next. The budgetary fund balances represent the available cash at the close of that fiscal year.

The Board is being asked to approve the fiscal year 2012 all funds operating budget in the motion contained in this report and as shown on Table 7. The system's proposed fiscal year 2012 all funds revenue budget of \$1.97 billion is a decrease of \$76.8 million over fiscal year 2011. The decrease in revenues is the net impact of an estimated reduction of \$65 million in appropriation, an increase of \$28.7 million in tuition, a reduction of \$30 million in other funds (auxiliary services, Revenue Fund, federal operating grants including ARRA funds), and the balance attributed to financial aid and programmed use of fund balance. The proposed budget is showing a \$9.1 balance after appropriation reductions, tuition and fee revenue increases, expense reductions, and the programmed use of fund balance.

Table 7

**Minnesota State Colleges and Universities
Fiscal Year 2012 All Funds Proposed Budget
(Net of Scholarship Allowance)
(\$ in millions)**

(\$ in millions)	Fiscal Year 2011 Current Budget	Fiscal Year 2012 Proposed Budget	\$ Change	\$ Change	Fiscal Year 2013 Forecast
Revenues	\$2,052.1	\$1,975.4	(\$76.8)	-3.7%	\$2,006.6
Expenses	\$2,033.6	\$1,966.2	(\$67.3)	-3.3%	\$2,003.2
Budget balance	\$18.6	\$9.1			\$3.4

The fiscal year 2012 revenues shown above in Table 7 include the programmed use of \$10.6 million of fund balance. Budget decisions are being made that will result in a slight increase in the budgetary fund balance. This better positions the colleges and universities to handle unanticipated revenue losses or expense increases and improves the overall financial health of the colleges and universities. The all funds budget is net of the scholarship allowance. Approximately 82 percent (\$326 million) of an estimated \$398 million of financial aid revenue is brought in to pay student obligations (tuition, fees, room and board, and sales and services) with the balance (\$72 million) reflecting the net financial aid payments to students for living expenses.

General fund proposed budget

Table 8 outlines the fiscal year 2012 proposed general fund budget as submitted by the colleges and universities which the Board is being asked to approve in the motion contained in this report. The system's proposed fiscal year 2012 general fund budget revenues of \$1.49 billion is a decrease of \$72.5 million (4.6 percent) over fiscal year

2011. The \$72.5 million is the net impact of an estimated decrease of \$65 million in appropriation, an increase of \$28.7 million in tuition, and the balance attributed to other revenue and less programmed use of fund balance. The proposed budget is showing a small positive balance of \$3.8 million. Colleges and universities submitted budget plans which include the use of \$10 million of general fund balance.

Table 8

**Minnesota State Colleges and Universities
Fiscal Year 2012 General Fund Proposed Budget
(\$ in millions)**

	Fiscal Year 2011 Current Budget	Fiscal Year 2012 Proposed Budget	\$ Change	% Change	Fiscal Year 2013 Forecast
Revenues					
State appropriation	\$605.5	\$540.5	(\$65.0)	-10.7%	\$540.5
Tuition	\$801.1	\$829.8	\$28.7	3.6%	\$860.2
ARRA funds	\$26.4				
Other revenues	\$126.0	\$119.6	(\$6.4)	-5.1%	\$120.2
Programmed fund balance	\$13.4	\$10.0			\$6.7
Total budgeted revenues	\$1,572.3	\$1,499.9	(\$72.5)	-4.6%	\$1,527.6
Expenses					
Compensation	\$1,138.9	\$1,099.1		-3.5%	\$1,123.5
Other operating costs	\$421.8	\$397.0		-5.9%	\$405.9
Total budgeted expenses	\$1,560.8	\$1,496.1	(\$64.7)	-4.1%	\$1,529.4
Budget balance	\$11.6	\$3.8			(\$1.7)

Tuition

The Board and the Chancellor and his staff have very consistently communicated to the Legislature and the Governor the Board's preference for flexibility in the establishment of tuition rates. It is recognized that there are tradeoffs detrimental to students with any tuition decision. Tuition revenue enables the colleges and universities to preserve and improve educational services and student life experiences. On the other hand, students face hardships in paying tuition bills and are challenging the system to find and implement efficiency and productivity tools before raising tuition.

The Chancellor has consulted with presidents, the student associations and others in consideration of the fiscal year 2012 tuition recommendations. Contained within this report is the Chancellor's recommendation that fiscal year 2012 tuition increases be limited to no more than 4 percent at the colleges and 5 percent at the universities. This recommendation supports the Board's policy position concerning limitations on tuition increases and provides revenue to the colleges and universities as they struggle to balance the expected fiscal year 2012 state appropriation reductions.

The budget plans submitted by the colleges and universities include a maximum tuition rate increase of 4 percent for colleges and 5 percent for universities. Colleges are proposing a fiscal year 2012 average tuition for a FYE student of \$4,644, an increase of \$166 (\$5.53 per credit) or 3.7 percent over fiscal year 2011. The 3.7 percent average for the colleges reflects decisions of eight colleges to increase tuition rates 3 percent or less. For universities, the proposed fiscal year 2012 average tuition for a FYE student is \$6,497, an increase of \$299 (\$9.97 per credit) or 4.8 percent over fiscal year 2011. Overall, the system average annual tuition proposed for fiscal year 2012 is \$4,995 per FYE student, an increase of \$191 (\$6.37 per credit) or 4.0 percent over fiscal year 2011.

In addition, the colleges and universities set their overall tuition structures including program and course differential, non-resident, online, and graduate rates. Setting tuition by course or program is a method available for colleges and universities to assess tuition under current board policy. Setting tuition by course assigns a per credit price for an individual course that is different than its standard per credit rate. Setting tuition by program assigns a per credit price for all the core courses in an academic program. Differential tuition is utilized when there is an extraordinary cost of offering the course or academic program (i.e., need for specialized equipment; required expensive supplies; accreditation standards; delivery methods; program expansion/enhancement). However, due to the tuition cap language in the Conference Committee bill, new differential tuition rates will not be proposed for fiscal year 2012 unless the rate is for a new program or course never previously offered.

The proposed fiscal year 2012 tuition structure can be found in Attachments 1A through 1E.

Student fees

General fees

The fee data reported includes technology, athletics, health services, student activity/life, and parking. All fiscal year 2012 fee changes fall under the current fee structure found in Board Procedure 5.11.1. Within the Conference Committee bill, language limits the mandatory fees charged to a student at a university or college at a rate of 4 percent per year in the biennium ending June 30, 2013, unless a higher increase is approved by a public majority vote by the recognized campus student association. (Mandatory fees are those that are generally charged to all students at a college or university.) On average, the total annual impact of fee increases is 2.7 percent (\$13.66 annual) between fiscal year 2011 and 2012. Consultation on the fee increases have occurred with the campus student associations. Seven colleges and universities exceed the 4 percent fee increase; however, these fee increases are being supported by the campus student associations. Some examples of fee increases above the 4 percent ceiling are providing affordable health care access for students at Minnesota State College-Southeast Technical and the proposed parking ramp at Normandale Community College. Detailed fee rates for each college and university can be found in the supplemental materials as provided in the first reading.

Revenue Fund fees

Background

The Board annually approves revenue fund fees that support the operations of revenue fund facilities, such as housing, food service, student union, wellness centers, parking and other revenue-generating facilities that are in the revenue fund. Revenue fund fees must be charged to generate sufficient revenue to pay debt service, operate, equip, maintain, and repair revenue fund facilities.

Thirteen campuses currently participate in the revenue fund. In 2008, the Legislature expanded revenue fund eligibility to include the system colleges. With the 2009 and 2011 bond sales, a total of six colleges now have facilities in the revenue fund. The revenue fund contains approximately 5.1 million square feet.

The following table 9 identifies the campuses and types of revenue fund facilities on their campus.

**Table 9 Minnesota State Colleges and Universities
Campuses with Revenue Fund Facilities**

CAMPUSES	Housing	Union	Parking	Wellness	Other
Universities					
Bemidji State University	X	X			
Metropolitan State University ¹			X		
Minnesota State University, Mankato ³	X	X			X
Minnesota State University Moorhead	X	X		X	
St. Cloud State University ²	X	X	X		X
Southwest Minnesota State University	X	X			
Winona State University	X	X		X	
Colleges					
Anoka Ramsey Community College (Coon Rapids)				X	
Century College			X		
Minneapolis Community and Technical College ¹		X	X		
Minnesota State Community and Technical College, Moorhead				X	
Normandale Community College ⁴		X	X		
Saint Paul College			X		

¹Metropolitan State University used the revenue fund for an addition to the Minneapolis Community and Technical College parking ramp to serve the university/college co-location. With Minneapolis Community and Technical College now eligible to participate in the revenue fund, the college will take over the parking ramp (for purposes of the fund) from Metropolitan State effective July 1, 2011.

²Minnesota State University, Mankato funded their recreational athletic fields using revenue fund bonds in 2009.

³St. Cloud State University has a revenue fund guarantee project that includes a portion of their student union and some athletic facilities.

⁴Normandale Community College is adding a parking ramp as part of their bond sale, which is expected to close July 2011, pending Board approval.

Room and board fees

The six state universities have approximately 13,000 beds available in their residence halls. The reported room and board fees represent the average double and single room rates for a traditional (unrenovated) room. A separate line identifies the board cost for the most popular meal plan option. The most commonly charged room and board rates spreadsheet is found on Attachment 2A.

The campuses are all seeking residence hall rate increases this year to reflect an increased cost of doing business and in some cases to further position the programs for renewal of their residence halls. The fee increases for a traditional double room range from 2 percent at Winona State University to 6 percent at Southwest Minnesota State University. Southwest Minnesota State University, in particular, is seeking a fairly high increase relative to other state universities as part of a recently enacted workout plan for their residence hall and student union. The university entered into a workout plan that made available a \$250,000 loan from the revenue fund to the university and conditioned it on a combination of expenditure reductions and a proposed housing rate increase of 6 percent this year. Southwest Minnesota State University began by implementing a 9 percent reduction in salaries in their residential hall program.

Universities charge differential room rates depending on the type of room (such as single or double rooms, apartment or suite-style) and age of the facility (such as unrenovated, renovated, or new). Copies of the universities' comprehensive rate packages are included in the supplemental materials as provided in the first reading.

A line item in Attachment 2A for "Other Board Fees" represents the mandatory meal plan that students use to pay for food in dining halls or retail food outlets on a campus.

Room and Board Fees Other than the Traditional Academic Year. In a Legislative Audit of St. Cloud State University dated June 15, 2010, the auditor found that St. Cloud State University had not obtained approval of its room and board fees charged outside the regular academic year. As such, the auditor contended that rates outside the academic year required approval by the Board in the same manner as the academic year room and board rates. A similar observation could be made of all other university room and board rates. To address this audit finding, the universities' full rate sheets found in Attachment 2A include room and board fees charged during summer sessions.

Room rates for housing not in the Revenue Fund. A number of colleges offer housing that are not part of the revenue fund, but are owned and operated by the campus. Most college housing offer academic year leases. The room rates for college housing are a little lower than comparable beds at the state universities residence hall programs, primarily because the college facilities are usually commercial-grade apartment buildings with little to no outstanding debt. An exception is the Itasca Community College housing, which was built suite-style, has similar amenities as a typical residence hall, and has local Housing and Redevelopment Authority financed debt. Table 10 outlines the campuses and number of beds at each campus. Attachment 2B provides the proposed room rates for

those colleges with on campus housing. For reference purposes, room rates are included for housing that is managed, but not owned by the campuses.

Table 10

**Minnesota State Colleges and Universities
Non-Revenue Fund Housing**

CAMPUS	Beds
<i>Owned</i>	
Fond du Lac Tribal and Community College	100
Rainy River Community College	87
Hibbing Community College	128
Itasca Community College	33
- Itasca Hall	75
Vermilion Community College	254
<i>Total</i>	677
<i>Managed or Affiliated with College</i>	
Mesabi Range Community and Technical College (Virginia)	115
Minnesota State Community and Technical College (Fergus Falls)	88
Minnesota West Community and Technical College (Canby)	24
Vermilion Community College (Ely)	92
Riverland Community College (Austin)	44
<i>Total</i>	363
<i>Housing – Not Managed or Affiliated</i>	
Central Lakes College (Brainerd)	94
Rochester Community and Technical College	236
	330

Student union facility fees

The student union facility fee supports the basic operation of the student unions, including core operations that relate to the building, but not the actual programs offered in the building. Examples of core operations include utilities, debt service, repair and replacement costs, associated equipment, supplies, and insurance. The programming provided through the student unions is supported by the activity fee at each campus. Examples of items covered by the activity fee are student government, student clubs and organizations, recreation, and club sports.

Three out of eight campuses are proposing no student union fee increase for 2012, and a fourth campus, Minneapolis Community and Technical College, is proposing a fee decrease for 2012 based on their strong enrollment and healthy operating reserves. Of the remaining four campuses with student unions, Minnesota State University Moorhead and Winona State University are proposing increases of 2 percent and 3.5 percent respectively, and Normandale Community College is proposing an 8.33 percent increase as part of their planned escalation, which was contemplated in their original project proforma. Normandale’s student center is scheduled to open up later this year.

Southwest Minnesota State University's proposed increase is being packaged as part of their overall workout plan mentioned earlier in the Room and Board rates section. The workout plan incorporates a blend of expenditure reductions and revenue increases to achieve this alignment, and partially depends on the Board authorizing a rate increase. The university started by implementing a 12 percent reduction in salaries among student union staff plus a 9 percent reduction in general operating costs. Southwest is asking the Board to approve a rate increase for the university's student union facility fee of 5.04 percent. This increase will result in an annual student union facility fee of \$315.12 for the 2012 academic year.

Attachment 2C provides the proposed student union facility fee rates for fiscal year 2012.

Facilities Assessment Fee at St. Cloud State University In a Legislative Audit of St. Cloud State University dated June 15, 2010, the auditor found that St. Cloud State University had collected a \$3.85 per credit facility assessment fee, which the Board had not reviewed or approved annually since initial project approval was granted in January 2002.

The fee was proposed in support of capital project financing that involved the St. Cloud State University Foundation as a ground lessee and the City of St. Cloud's Housing and Redevelopment Authority (HRA) as the conduit financier for bonds. To finance the project, the HRA issued \$16,615,000 worth of bonds used to construct a 15,000 sq.ft. addition to Atwood Student Union, a free-standing student recreation center near Halenbeck Hall, and a new stadium east of Halenbeck. The revenue fund guaranteed the debt issued by the HRA, which bolstered the project credit and improved the bond rating of the HRA bonds.

The Board is being asked to approve the \$3.85 per credit facility fee for the St. Cloud State University revenue fund guarantee project.

Wellness and recreation facility fees. Three universities currently operate wellness and/or recreation facilities, which include: Minnesota State University Moorhead, Minnesota State University, Mankato, and Winona State University. Both Minnesota State University Moorhead and Winona State University are seeking rate increases of 3.13 percent and 1.09 percent respectively. Minnesota State University, Mankato is not seeking a rate increase for their recreational field.

The Board also authorized two new wellness centers at Minnesota State Community and Technical College in Moorhead and Anoka Ramsey Community College in Coon Rapids in the January 2011 bond sale. Anoka Ramsey's fee increase has the highest rate of change, but is consistent with their financial plan for the project, increasing from \$4.25 per credit (\$127.50) to \$5.00/credit (\$150.00), a 17.65 percent increase. The fee at Minnesota State Community and Technical College in Moorhead will remain stable this year at \$2.20 per credit (\$66 per year).

The proposed fiscal year 2012 fees to support the wellness and recreation facilities can be found in Attachment 2E.

Parking ramp and surface lot fees. Century College, Metropolitan State University at Minneapolis Community and Technical College, and St. Cloud University have parking facilities financed through the revenue fund, and are not reporting a change in their fees for fiscal year 2012.

The Board authorized a new parking ramp at St. Paul College in the January 2011 bond sale. The fiscal year 2012 rate is proposed to be \$2.50 per day for contract parkers and \$5.00 per day for visitors. The proposed fiscal year 2012 parking ramp and surface lot fees can be found in Attachment 2E.

Tuition and fee impact

The Board will be taking action on the fiscal year 2012 tuition and fee structure contained in this report. Tuition and fee rates vary by college and university as a result of local decisions on tuition rate changes and identifying specific fees to assess and the rate for those fees. For examples, all colleges and universities charge a per-credit technology fee that ranges from \$1.00 to \$10.00 per credit. Sixteen colleges and universities charge a health services fee and five universities charge an athletic fee. Many colleges and universities charge a per-credit parking fee while some charge a flat amount for a parking permit.

Table 11 shows the proposed overall average annual tuition and fee rates for fiscal year 2011. The fees include athletics, health services, parking (per-credit), technology, statewide student association, and student activity/life as well as the revenue fund fees for student union facility, wellness/recreation centers, and facilities. Based on information provided in this report, the proposed fiscal year 2012 average annual tuition and fees at the two-year colleges is \$5,170. For colleges with revenue fund fees, the average annual tuition and fees is \$5,171. The average annual tuition and fees for state universities is \$7,393, which includes the impact of revenue fund fees.

Table 11

**Minnesota State Colleges and Universities
Proposed Fiscal Year 2012 Annual Tuition and Fees**

	Average Tuition and Fees
Average all two-year colleges	\$5,170
Average two-year colleges with Revenue Fund fees (student union facility and/or wellness centers)	\$5,171
Average four-year universities (includes Revenue Fund fees for student union facility, facility fee, and wellness/recreational center fees)	\$7,393

Cost of attendance

A student's total cost of attending a college or university includes tuition, fees, room and board, books, supplies, transportation, and miscellaneous expenses. The net cost of attendance is the amount a student pays after financial aid is subtracted from the cost of attendance. The net cost can vary depending on a student's full-time or part-time status, institution of attendance, academic program choice, income, assets, and financial aid.

Need-based financial aid programs help with the difference between what it costs and what the family can be expected to pay. In fiscal year 2010 undergraduate students enrolled in the Minnesota state colleges and universities received \$1,167.4 million of financial aid. Students received a majority of financial aid via grants (\$384 million) and loans (\$715 million). Table 12 shows the amount of financial aid awarded to undergraduate students within the system for fiscal year 2010.

Table 12

**Minnesota State Colleges and Universities
Total Amount of Financial Aid by Type and Source
Undergraduate Students
Fiscal Year 2010: End of Year Data**

	Federal	State	Institution	Private	Total
Grants	\$261.2	\$94.6	\$10.9	\$17.7	\$384.3
Scholarships	\$0.3	\$2.5	\$14.6	\$27.4	\$44.8
Loans	\$640.6	\$38.4		\$36.4	\$715.4
Employment/Work Study	\$8.8	\$9.6	\$4.5	\$0.1	\$22.9
Total	\$910.8	\$145.0	\$30.0	\$81.5	\$1,167.4

Source: Office of the Chancellor Research, Planning and Effectiveness

In fiscal year 2010, 60 percent (115,633) of students enrolled at the colleges and 63 percent (46,057) of students enrolled at the universities received at least one type of financial aid award (including loans that were accounted for in the system's financial aid module). Of those students who received at least one type of financial aid award, the average award for students enrolled at the colleges was \$6,326 and at the universities was \$9,466. Table 13 shows fiscal year 2010 average financial aid by type of aid for undergraduate students who received at least one type of financial aid award.

Table 13

**Minnesota State Colleges and Universities
Average Financial Aid by Type and Source, by Sector
Undergraduate Students
Fiscal Year 2010**

	Colleges			Universities		
	# of Awards	% of Receiving Students Awards	Average Award	# of Awards	% of Receiving Students Awards	Average Award
Grants	82,440	42%	\$3,259	26,233	36%	\$4,409
Scholarships	18,108	9%	\$1,420	9,713	13%	\$1,963
Loans	70,463	36%	\$5,983	36,803	50%	\$7,982
Employment/Work Study	6,616	3%	\$2,334	3,526	5%	\$2,125
Total All Awards	115,633	60%	\$6,326	46,057	63%	\$9,466

Source: Office of the Chancellor Research, Planning and Effectiveness

Looking ahead to academic year 2011-12, there will be no increases in federal Pell Grants or in the appropriation to the State Grant program. The Minnesota Office of Higher Education (MHOE) is projecting a small decrease in the number of State Grant recipients, which will allow MHOE to ration the grants at a slightly lower rate than in 2010-11. Therefore, if there are no changes to the State Grant formula as contained in the bill the Governor vetoed, the State Grant may pick up about 50 percent of the amount of tuition and fee increase for Minnesota State Colleges and Universities Minnesota resident students with need exceeding the maximum Pell Grant of \$5,550.

Student consultation process

Colleges and universities have been discussing the fiscal year 2012 budget with campus constituents for several months. The supplemental materials, as provided in the first reading, include student consultation letters for each college and university. Overall, the students are satisfied that the consultation process went well and that their administrators are working hard to fully include them in the budget review process. Generally, the students are confident that their administrators are diligently working in the best interest of

students. Letters indicate that the students were given sufficient information along with sufficient time to discuss the issues thoroughly and ask questions. Many campuses provide multiple opportunities for consultation and inclusion in the process.

Reserves

Board Policy 5.10 and Procedure 5.10.1 set requirements for designated cash reserve levels. The policy requires colleges and universities to maintain general fund cash reserves in the range of 5 to 7 percent of general fund cash-basis operating revenues through designation as a special reserve amount. In addition, the policy allows the system to maintain a reserve up to 2 percent of the total state appropriation. Colleges and universities have been gradually building reserves in order to attain the 5 to 7 percent level.

Colleges and universities are projecting reserve levels totaling \$86 million at the end of fiscal year 2011, which represents approximately 5.8 percent of general fund revenues. (Table 14) Overall reserve levels are expected to decrease \$1 million between fiscal year 2011 and 2012. Reserve levels for each college and university can be found in the supplemental materials as provided in the first reading.

Table 14

**Minnesota State Colleges and Universities
Reserves Outlook
(\$ in millions)**

<u>Fiscal Year</u>	<u>Total</u>	<u>% of Revenues</u>
2002	\$39.7	4.3%
2003	\$38.1	3.7%
2004	\$45.3	4.2%
2005	\$51.3	4.7%
2006	\$56.7	4.6%
2007	\$63.1	5.2%
2008	\$70.8	5.5%
2009	\$72.1	5.2%
2010	\$81.7	5.6%
2011 est.	\$86.0	5.8%
2012 est.	\$85.0	5.8%

The system’s reserve level is projected to be at \$9.25 million (1.5 percent of state appropriation) at the end of fiscal year 2011 and no plans to increase/decrease during fiscal year 2012. During fiscal year 2011, system reserves were used as follows:

- \$100,000 loan to Fond du Lac Tribal and Community College for second year infrastructure support
- \$149,482 for TRA grievance payment.

Recommended Motions

RECOMMENDED COMMITTEE MOTION:

The Finance and Facilities Committee recommends that the Board of Trustees adopt the following motion:

- a. Adopt the annual total operating budget and general fund budget for fiscal year 2012 in Tables 7 and 8. Per Board Policy 5.9, the Board of Trustees will be periodically provided systemwide budget updates for all funding sources on an exception reporting basis.
- b. Approve the proposed tuition structure recommendations for fiscal year 2012 as detailed in Attachments 1A through 1E.
- c. All tuition increases are effective Summer Term or Fall Term 2011 at the discretion of the president. The Chancellor is authorized to approve tuition structures for new courses or programs proposed after this date, as well as any required technical adjustments, and is requested to incorporate any approvals at the time fiscal year 2013 tuition recommendations are presented to the Board of Trustees.
- d. The Board of Trustees continues the policy of market-driven tuition for closed enrollment courses, customized training, non-credit instruction, continuing education, and contract postsecondary enrollment option programs.
- e. Approve the Revenue Fund fiscal year 2012 fees for room and board, student union, wellness and recreation facilities, and parking ramps/surface lots as detailed in Attachments 2A and 2C through 2E, including any housing fees that the campuses may charge for occupancy outside the academic year. The Chancellor is authorized to approve fee structures for any new revenue fund programs as well as any technical adjustments, and is requested to incorporate any approvals at the time fiscal year 2013 recommendations are presented to the Board of Trustees.
- f. Approve the fiscal year 2012 fees structure for room and board for colleges who either own or manage student housing as detailed in Attachment 2B.
- g. Approve the \$3.85/credit facility fee for the St. Cloud State University Revenue Fund Guarantee project.
- h. Authorize the Chancellor to approve adjustments to the fiscal year 2012 operating budget including tuition and fees based on the final outcome of the 2011 legislative session.

RECOMMENDED BOARD OF TRUSTEES MOTION:

- a. Adopt the annual total operating budget and general fund budget for fiscal year 2012 in Tables 7 and 8. Per Board Policy 5.9, the Board of Trustees will be periodically provided systemwide budget updates for all funding sources on an exception reporting basis.
- b. Approve the proposed tuition structure recommendations for fiscal year 2012 as detailed in Attachments 1A through 1E.
- c. All tuition increases are effective Summer Term or Fall Term 2011 at the discretion of the president. The Chancellor is authorized to approve tuition structures for new courses or programs proposed after this date, as well as any required technical adjustments, and is requested to incorporate any approvals at the time fiscal year 2013 tuition recommendations are presented to the Board of Trustees.
- d. The Board of Trustees continues the policy of market-driven tuition for closed enrollment courses, customized training, non-credit instruction, continuing education, and contract postsecondary enrollment option programs.
- e. Approve the Revenue Fund fiscal year 2012 fees for room and board, student union, wellness and recreation facilities, and parking ramps/surface lots as detailed in Attachments 2A and 2C through 2E, including any housing fees that the campuses may charge for occupancy outside the academic year. The Chancellor is authorized to approve fee structures for any new revenue fund programs as well as any technical adjustments, and is requested to incorporate any approvals at the time fiscal year 2013 recommendations are presented to the Board of Trustees.
- f. Approve the fiscal year 2012 fees structure for room and board for colleges who either own or manage student housing as detailed in Attachment 2B.
- g. Approve the \$3.85/credit facility fee for the St. Cloud State University Revenue Fund Guarantee project.
- h. Authorize the Chancellor to approve adjustments to the fiscal year 2012 operating budget including tuition and fees based on the final outcome of the 2011 legislative session.

Date Presented to the Board of Trustees: June 22, 2011

**Minnesota State Colleges and Universities
Resident Undergraduate (UG) Tuition Rates for FY2012**

Institution	FY2011 TUITION RATE PER CREDIT	FY2012 \$ INCREASE PER CREDIT MAX	FY2012 TUITION RATE PER CREDIT	FY2012 Annual Change (30 credits)
-------------	---	--	---	---

STATE COLLEGES

Alexandria TCC	148.79	5.95	154.74	178.50
Anoka Ramsey CC	134.02	5.36	139.38	160.80
Anoka TC	154.39	6.18	160.57	185.40
Central Lakes College	147.09	5.89	152.98	176.70
Century College	148.90	5.90	154.80	177.00
Dakota County TC	158.48	4.75	163.23	142.50
Fond du Lac Tribal & CC	146.95	5.84	152.79	175.20
Hennepin TC	146.70	4.40	151.10	132.00
Inver Hills CC	152.07	2.93	155.00	87.90
Lake Superior College	136.15	5.44	141.59	163.20
Minneapolis College	146.40	4.35	150.75	130.50
Minnesota SC - Southeast Technical	155.06	6.20	161.26	186.00
Minnesota State College	150.90	4.50	155.40	135.00
Minnesota West College	158.61	6.34	164.95	190.20
Normandale CC	150.76	6.03	156.79	180.90
North Hennepin CC	153.74	5.75	159.49	172.50
Northeast Higher Ed District				
Hibbing College	145.73	5.83	151.56	174.90
Itasca CC	145.73	5.83	151.56	174.90
Mesabi Range College	145.73	5.83	151.56	174.90
Rainy River CC	145.73	5.83	151.56	174.90
Vermilion CC	145.73	5.83	151.56	174.90
Northland College	152.56	6.10	158.66	183.00
Northwest Technical College-Bemidji	161.55	6.45	168.00	193.50
Pine TC	142.28	5.70	147.98	171.00
Ridgewater College	150.58	4.52	155.10	135.60
Riverland College	152.55	6.10	158.65	183.00
Rochester College	152.45	6.00	158.45	180.00
Saint Paul College	149.65	5.99	155.64	179.70
St. Cloud TCC	149.79	4.49	154.28	134.70
South Central College	149.05	5.95	155.00	178.50

STATE UNIVERSITIES

Metropolitan SU	191.35	9.57	200.92	287.10
St. Cloud SU	199.50	10.00	209.50	300.00

**Minnesota State Colleges and Universities
Resident Undergraduate (UG) Banded Tuition Rates for FY2012**

Institution	Credits	FY2011 Banded Tuition Rate	FY2012 \$ Increase	FY2012 Banded Tuition Rate	FY2012 Annual Change (30 credits)
Bemidji SU	1-11	\$232.15	\$9.25	\$241.40	\$266
	12-18	\$3,319.00	\$132.75	\$3,451.75	
	19+	\$3,319+\$232.15/credit		\$3,451.75+\$241.40/credit	
Minnesota SU Moorhead	1-11	\$201.75	\$10.09	\$211.84	\$314
	12-19	\$3,127.00	\$157.00	\$3,284.00	
	20+	\$3,127+\$201.75/credit		\$3,284+\$211.84/credit	
Minnesota SU, Mankato	1-11	\$237.95	\$11.90	\$249.85	\$302
	12-18	\$3,023.85	\$151.19	\$3,175.04	
	19+	\$3,023.85+\$320/credit		\$3,175.04+\$320/credit	
Southwest MN SU	1-11	\$205.95	\$10.30	\$216.25	\$318
	12-18	\$3,180.25	\$159.00	\$3,339.25	
	19+	\$3,180.25+\$205.95/credit		\$3,339.25+\$216.25/credit	
Winona SU	1-11	\$209.90	\$10.50	\$220.40	\$318
	12-18	\$3,174.25	\$158.75	\$3,333.00	
	19+	\$3,174.25+\$209.90/credit		\$3,333+\$220.40/credit	

**Minnesota State Colleges and Universities
Resident Graduate (GR) Tuition Rates for FY2012**

Institution	FY2011 TUITION RATE PER CREDIT	FY2012 \$ INCREASE PER CREDIT	Board Approved FY2012 TUITION RATE PER CREDIT	FY2012 Annual Impact on a Full Time Student (20 credits)
--------------------	---	--	--	---

Masters

Bemidji SU	\$330.25	\$13.20	\$343.45	\$264.00
Metropolitan SU	\$291.35	\$20.39	\$311.74	\$407.80
Minnesota SU Moorhead	\$296.73	\$14.84	\$311.57	\$296.80
Minnesota SU, Mankato	\$312.90	\$15.65	\$328.55	\$313.00
Southwest Minnesota SU	\$320.10	\$16.00	\$336.10	\$320.00
St. Cloud SU	\$304.35	\$15.20	\$319.55	\$304.00
Winona SU	\$323.10	\$16.15	\$339.25	\$323.00

Doctoral

Institution/Program	FY2011 TUITION RATE PER CREDIT	FY2012 \$ INCREASE PER CREDIT	Board Approved FY2012 TUITION RATE PER CREDIT	FY2012 Annual Impact on a Full Time Student (20 credits)
----------------------------	---	--	--	---

Metropolitan SU - Nursing (DNP)	\$735.00	\$36.75	\$771.75	\$735.00
Metropolitan SU - College of Mgmt (DBA)	\$750.00	\$52.50	\$802.50	\$0.00
Minnesota SU Moorhead - Nursing (DNP)	\$735.00	\$36.75	\$771.75	\$735.00
Minnesota SU, Mankato - Nursing (DNP)	\$735.00	\$36.75	\$771.75	\$735.00
Minnesota SU, Mankato - Psychology (Psy D)	\$454.25	\$22.71	\$476.96	\$454.20
Minnesota SU, Mankato - Education (CSP)	\$454.25	\$22.71	\$476.96	\$454.20
Minnesota SU, Mankato - Ed Ldrship	\$454.25	\$22.71	\$476.96	
St. Cloud SU - Education, Administration and Leadership	\$500.00	\$0.00	\$500.00	\$0.00
St. Cloud SU - Education, Higher Education Administration Cohort 1	\$475.00	\$0.00	\$475.00	\$0.00
St. Cloud SU-Education, Higher Education Administration Cohort 3	\$500.00	\$0.00	\$500.00	\$0.00
St. Cloud SU-Education, Higher Education Maple Grove	\$550.00	\$0.00	\$550.00	\$0.00
Winona SU - Nursing (DNP)	\$735.00	\$36.75	\$771.75	\$735.00

**Minnesota State Colleges and Universities
Program and Course Tuition Rates for FY2012**

Institution	Program/Course Name	FY2011 Tuition Rate Per Credit	FY2012 \$ Increase Per Credit	Board Approved FY2012 Tuition Rate Per Credit
PROGRAMS:				
Alexandria TCC	Law Enforcement Skills	185.00	7.40	192.40
Alexandria TCC	Law Enforcement Skills - SCSU	195.00	7.80	202.80
Alexandria TCC	Online	199.00	0.00	199.00
Anoka-Ramsey	Nursing	170.72	6.83	177.55
Anoka-Ramsey	Online Media Code 03	167.37	6.69	174.06
Anoka TC	Judicial Reporting/Broadcast Captioning AAS	266.56	0.00	266.56
Bemidji State University	Nursing (NRSB)	257.15	9.25	266.40
Bemidji State University	Tech Studies: Off Campus	247.15	9.25	256.40
Bemidji State University	Tech Studies: On Campus	257.15	9.25	266.40
Bemidji State University	Mass Communications Department (MASC)	252.15	9.25	261.40
Bemidji State University	Music (MUSC) - New for AY10/11	247.15	9.25	256.40
Bemidji State University	Online/Distance Courses	272.15	(0.75)	247.15
Central Lakes College	Horticulture and Landscape	167.09	5.89	172.98
Central Lakes College	Dental Assistant	0.00	175.98	175.98
Central Lakes College	Occupational Skills	157.09	5.89	162.98
Central Lakes College	Medical Assistant	0.00	163.98	163.98
Central Lakes College	AD Nursing	0.00	166.98	166.98
Central Lakes College	Practical Nursing	0.00	171.98	171.98
Central Lakes College	Automotive Technology	167.09	5.89	172.98
Central Lakes College	Communication Art & Design	152.09	5.89	157.98
Central Lakes College	Diesel Mechanics	187.09	5.89	192.98
Central Lakes College	Heavy Equipment	162.09	5.89	167.98
Central Lakes College	Machine Trades	162.09	5.89	167.98
Central Lakes College	Marine & Small Engines	157.09	5.89	162.98
Central Lakes College	Mechanical Drafting	152.09	5.89	157.98
Central Lakes College	Photo Imaging	152.09	5.89	157.98
Central Lakes College	Videography	0.00	187.98	187.98
Central Lakes College	Welding	182.09	5.89	187.98
Century College	Orthotic Practitioner & Prosthetic Practitioner	171.15	6.85	178.00
Century College	Orthotic Technician & Prosthetic Technician	171.15	6.85	178.00
Century College	Nursing	180.60	7.20	187.80
Century College	Dental Hygiene	171.15	6.85	178.00
Century College	Dental Assisting	171.15	6.85	178.00
Century College	Online Courses	162.10	6.45	168.55
Dakota County TC	Heavy Construction Equipment Technology	163.48	0.00	163.48
Dakota County TC	Concrete and Masonry Technology	168.48	0.00	168.48
Dakota County TC	Welding Technology	168.48	0.00	168.48
Dakota County TC	Heavy Duty Truck Technology	163.48	0.00	163.48
Dakota County TC	Online courses	170.81	0.00	170.81
Fond du Lac I&CC	On-Line Courses	168.94	3.00	171.94

Institution	Program/Course Name	FY2011 Tuition Rate Per Credit	FY2012 \$ Increase Per Credit	Board Approved FY2012 Tuition Rate Per Credit
Hennepin Technical College	Child Dev	148.70	4.40	153.10
Hennepin Technical College	Law Enforcement Skills	221.65	4.40	226.05
Hennepin Technical College	Online courses	168.95	(1.75)	167.20
Hibbing Community College	Law Enforcement Skills: On Campus	233.46	9.34	242.80
Hibbing Community College	Law Enforcement Skills: Off Campus-Brainerd/Worthington	260.80	10.43	271.23
Hibbing Community College	Law Enforcement Skills: Off Campus-Mankato	249.23	9.97	259.20
Itasca Community College	Nursing	167.15	6.69	173.84
Itasca Community College	All courses offered via onlin (excluding any courses/programs with a differential tuition rate)	170.73	5.83	176.56
Inver Hills Community College	Nursing	180.60	3.40	184.00
Inver Hills Community College	Online courses	162.07	2.93	165.00
Lake Superior College	Architectural Drafting	156.15	5.44	161.59
Lake Superior College	Engineering CAD	156.15	5.44	161.59
Lake Superior College	Media Production	156.15	5.44	161.59
Lake Superior College	Building Construction	166.15	5.44	171.59
Lake Superior College	Civil Engineering Technology	166.15	5.44	171.59
Lake Superior College	Computer Information Systems	166.15	5.44	171.59
Lake Superior College	Commerical and Residential Wiring	166.15	5.44	171.59
Lake Superior College	Electronics/Industrial Controls	166.15	5.44	171.59
Lake Superior College	Truck Driving	166.15	5.44	171.59
Lake Superior College	Auto Body	176.15	5.44	181.59
Lake Superior College	Auto Service	176.15	5.44	181.59
Lake Superior College	Integrated Manufacturing	176.15	5.44	181.59
Lake Superior College	Machine Tool	176.15	5.44	181.59
Lake Superior College	Welding	176.15	5.44	181.59
Lake Superior College	Fire Technology	176.15	5.44	181.59
Lake Superior College	Massage Therapy	181.15	5.44	186.59
Lake Superior College	Nursing (NURS)	201.15	5.44	206.59
Lake Superior College	Physical Therapy Assistant	181.15	5.44	186.59
Lake Superior College	Practical Nursing (NUPN)	201.15	5.44	206.59
Lake Superior College	PN Moblility	201.15	5.44	206.59
Lake Superior College	Respiratory Care Practitioner	181.15	5.44	186.59
Lake Superior College	Dental Hygiene	186.15	5.44	191.59
Lake Superior College	Medical Assistant	181.15	5.44	186.59
Lake Superior College	Medical Lab Assistant	181.15	5.44	186.59
Lake Superior College	Diagnostic Medical Songraphy	196.15	5.44	201.59
Lake Superior College	Radiological Technician	186.15	5.44	191.59
Lake Superior College	Nursing Assistant	151.15	5.44	156.59
Lake Superior College	Surgical Technician	181.15	5.44	186.59
Lake Superior College	All Online courses	171.55	5.44	176.99
Mesabi Range College	Maintenance Mechanics	148.73	5.95	154.68
Mesabi Range College	Welding (AWS Certification)	153.23	6.13	159.36
Mesabi Range College	Graphic Arts	150.73	6.03	156.76
Mesabi Range College	Paramedic	155.73	6.23	161.96
Mesabi Range College	All courses offered via online (excluding any courses/programs with a differential tuition rate)	170.73	5.83	176.56
Metropolitan SU	Law Enforcement Skills	377.90	18.90	396.80
Metropolitan SU	BSN Nursing program	250.18	12.51	262.69
Metropolitan SU	MSN Nursing program	377.90	26.45	404.35

Institution	Program/Course Name	FY2011 Tuition Rate Per Credit	FY2012 \$ Increase Per Credit	Board Approved FY2012 Tuition Rate Per Credit
Metropolitan SU	Online - Graduate	383.19	26.82	410.01
Metropolitan SU	Online - Undergraduate	255.45	12.77	268.22
Metropolitan SU	Wound, Ostomy, Continenence MSN specialty track	500.35	35.02	535.37
Metropolitan SU	BS Dental Hygiene	250.18	12.51	262.69
Metropolitan SU	Oral Health Care Practioner	377.90	26.45	404.35
Minneapolis College	Online Courses	170.00	5.10	175.10
Minneapolis College	Screen Writing	219.30	6.55	225.85
Minneapolis College	Nursing	178.50	5.35	183.85
Minneapolis College	Film and Video	219.30	6.55	225.85
Minneapolis College	Sound Arts	219.30	6.55	225.85
Minneapolis College	Air Traffic Control	219.30	6.55	225.85
Minnesota SC-Southeast Technical	Truck Driving (TRDR)	185.06	6.20	191.26
Minnesota SC-Southeast Technical	Welding Technologies (WELD)	175.06	6.20	181.26
Minnesota SC-Southeast Technical	Machine Tool & Die (MTDM)	165.06	6.20	171.26
Minnesota SC-Southeast Technical	Auto Body Collision Technology (ABCT)	165.06	6.20	171.26
Minnesota SC-Southeast Technical	Automotive Technology (AUTO)	165.06	6.20	171.26
Minnesota SC-Southeast Technical	Heating,ventilation,Air Conditioning & refridgeration(HVAC)	165.06	6.20	171.26
Minnesota SC-Southeast Technical	Electronics Technology (ELEC)	165.06	6.20	171.26
Minnesota SC-Southeast Technical	Comp 2510 Introduction to Computers	165.06	6.20	171.26
Minnesota SC-Southeast Technical	Chem 2518 General, Organic, & Biochemistry I	165.06	6.20	171.26
Minnesota SC-Southeast Technical	BIOL 2512 Anatomy & Physiology II	165.06	6.20	171.26
Minnesota SC-Southeast Technical	BIOL 2511 Anatomy & Physiology I	165.06	6.20	171.26
Minnesota SC-Southeast Technical	COMP 2525 Computers: Issues and Applications II	165.06	6.20	171.26
Minnesota SC-Southeast Technical	COMP 2520 Introduction to Graphic Design	165.06	6.20	171.26
Minnesota SC-Southeast Technical	HUMA 2540 Introduction to Multimedia and Digital Arts	165.06	6.20	171.26
Minnesota SC-Southeast Technical	HUMA 2525 Digital Photography	165.06	6.20	171.26
Minnesota SC-Southeast Technical	HUMA 2520 Film Studies	165.06	6.20	171.26
Minnesota SC-Southeast Technical	BIOL 2501 Introduction to Biology	165.06	6.20	171.26
Minnesota SC-Southeast Technical	BIOL 2530 Microbiology	165.06	6.20	171.26
Minnesota SC-Southeast Technical	CHEM 2522 Environmental Chemistry	165.06	6.20	171.26
Minnesota SC-Southeast Technical	CHEM 2525 Introduction to Forensic Science	165.06	6.20	171.26
Minnesota SC-Southeast Technical	Practical Nursing (HEAL)	175.06	6.20	181.26
Minnesota SC-Southeast	Nurse Mobility (NURS)	175.06	6.20	181.26

Institution	Program/Course Name	FY2011 Tuition Rate Per Credit	FY2012 \$ Increase Per Credit	Board Approved FY2012 Tuition Rate Per Credit
Minnesota SC-Southeast Technical	INDS 1628 Introduction to Welding Technologies	175.06	6.20	181.26
Minnesota SC-Southeast Technical	INDS 1629 Welding Technologies II	175.06	6.20	181.26
Minnesota SC-Southeast Technical	INDS 1630 Welding Technologies III	175.06	6.20	181.26
Minnesota SC-Southeast Technical	INDS 1632 Oxy-Fuel Welding Fundamentals	175.06	6.20	181.26
Minnesota SC-Southeast Technical	Musical String Instrument Repair (MSIR)	175.06	6.20	181.26
Minnesota SC-Southeast Technical	Band Instrument Repair (BIRT)	175.06	6.20	181.26
Minnesota SC-Southeast Technical	Online Tuition	180.06	6.20	186.26
Minnesota State C&TC	Electrical Lineworker	180.90	4.50	185.40
Minnesota State C&TC	Radiology Technician	180.90	4.50	185.40
Minnesota State C&TC	Online Programs	199.00	0.00	199.00
Minnesota State C&TC	Dental Hygiene	199.75	0.00	199.75
Minnesota West CC/TC	Truck Driving	249.89	6.34	256.23
Minnesota West CC/TC	Farm Business Management	161.11	6.34	167.45
Minnesota SU Moorhead	Mass Communications	209.25	10.09	219.34
Minnesota SU Moorhead	Construction Management	207.75	10.09	217.84
Minnesota SU Moorhead	Engineering	207.75	10.09	217.84
Minnesota SU Moorhead	Technology	207.75	10.09	217.84
Minnesota SU Moorhead	Graphic Communications	216.75	10.09	226.84
Minnesota SU Moorhead	Athletic Training; all AT rubric courses except 120, 320, 420, 460	226.75	10.09	236.84
Minnesota SU Moorhead	Nursing (undergraduate)	251.75	10.09	261.84
Minnesota SU Moorhead	Nursing (graduate)	346.73	14.84	361.57
Minnesota SU Moorhead	Chemistry; all CHEM rubric courses except 102, 105, 304	216.75	10.09	226.84
Minnesota SU Moorhead	Counseling & Student Affairs (master's)	296.73	78.27	375.00
Minnesota SU Moorhead	Speech-Language Pathology (master's)	296.73	72.27	369.00
Minnesota SU Moorhead	Online/Distance Courses (on-line, package, ITV, & off-campus)	256.75	10.09	266.84
Minnesota SU, Mankato	On Campus MBA Program	512.90	15.65	528.55
Minnesota SU, Mankato	Twin Cities MBA Program	644.90	15.65	660.55
Minnesota SU, Mankato	Twin Cities MPA Program	372.50	15.65	388.15
Minnesota SU, Mankato	Twin Cities undergraduate courses (resident)	287.95	11.90	299.85
Minnesota SU, Mankato	Twin Cities Graduate courses (resident)	362.90	15.65	378.55
Minnesota SU, Mankato	Masters in Speech & Hearing & Rehab (online) (also, grad certificate in Forensic Rehabilitation (online))	506.10	21.73	527.83
Minnesota SU, Mankato	Masters of Social Work	362.90	15.65	378.55
Minnesota SU, Mankato	Master in Science in Teaching & Learning (For Professional Development contract only)	200.00	0.00	200.00
Minnesota SU, Mankato	Graduate Teacher Licensure	362.90	15.65	378.55
Minnesota SU, Mankato	All On-line Undergraduate and Graduate Courses (Note: It is \$35.00 above the existing resident undergraduate or graduate tuition rates)	0.00	0.00	35.00
Minnesota West CC/TC	Truck Driving	249.89	6.34	256.23
Minnesota West CC/TC	Farm Business Management	161.11	6.34	167.45

Institution	Program/Course Name	FY2011 Tuition Rate Per Credit	FY2012 \$ Increase Per Credit	Board Approved FY2012 Tuition Rate Per Credit
Normandale CC	Global Career Development Facilitator Program	172.19		172.19
Normandale CC	Online tuition rate	170.76	6.83	177.59
North Hennepin CC	Nursing	177.14	7.05	184.19
North Hennepin CC	Online Courses	178.49	(6.40)	172.09
Northland College	Cardiovascular Tech	172.56	6.10	178.66
Northland College	Commercial Vehicle Operations	268.00	10.00	278.00
Northland College	Fire Technology	172.56	6.10	178.66
Northland College	Occupational Therapy Assistant	172.56	6.10	178.66
Northland College	Paramedicine	172.56	6.10	178.66
Northland College	Pharmacy Technology	172.56	6.10	178.66
Northland College	Physical Therapist Assistant	172.56	6.10	178.66
Northland College	Practical Nursing	172.56	6.10	178.66
Northland College	Radiologic Technology	172.56	6.10	178.66
Northland College	Registered Nurse	172.56	6.10	178.66
Northland College	Respiratory Therapist	172.56	6.10	178.66
Northland College	Surgical Technology	172.56	6.10	178.66
Northland College	Distance/Online Courses	199.00		199.00
Northland College	UAS	New		300.00
Northland College	Aviation - Subject to phase in during FY09 & FY10	189.51	0.91	190.42
Northwest Technical College - Bemidji	Auto Machinist	189.70	7.55	197.25
Northwest Technical College - Bemidji	Automotive Service Technology	172.75	6.75	179.50
Northwest Technical College - Bemidji	Nursing	172.75	6.75	179.50
Northwest Technical College - Bemidji	Dental Assistant	172.75	6.75	179.50
Northwest Technical College - Bemidji	HVAC Residential Plumbing	172.75	6.75	179.50
Northwest Technical College - Bemidji	Construction Electricity	172.75	6.75	179.50
Northwest Technical College - Bemidji	Model Making	172.75	6.75	179.50
Northwest Technical College - Bemidji	Distance/On-line courses	199.00	0.00	199.00
Pine TC	Gunsmithing	152.78	5.20	157.98
Pine TC	Manufacturing	147.53	5.45	152.98
Pine TC	Nursing	162.28	5.70	162.28
Pine TC	Early Childhood Development	144.28	5.70	144.28
Rainy River Community College	Industrial Technology	167.15	6.69	173.84
Rainy River Community College	Nursing	167.15	6.69	173.84
Rainy River Community College	Online courses (excluding any courses/programs with a differential tuition rate)	170.73	5.83	176.56
Ridgewater College	Online tuition	175.65	5.27	180.92
Riverland College	Truck Driving	252.55	6.10	258.65
Riverland College	Independent Studies	227.55	6.10	233.65
Riverland College	A.D. Nursing	182.55	6.10	188.65

Institution	Program/Course Name	FY2011 Tuition Rate Per Credit	FY2012 \$ Increase Per Credit	Board Approved FY2012 Tuition Rate Per Credit
Riverland College	Online Courses	182.55	6.10	188.65
Riverland College	Cisco Network Associate Program	177.55	6.10	183.65
Riverland College	Microsoft Systems Administrator	177.55	6.10	183.65
Riverland College	Microsoft Systems Engineer	177.55	6.10	183.65
Riverland College	Multimedia	177.55	6.10	183.65
Riverland College	Web Page Design	177.55	6.10	183.65
Riverland College	Webmaster	177.55	6.10	183.65
Riverland College	Pharmacy Technician	182.55	6.10	188.65
Riverland College	Radiography AAS	182.55	6.10	188.65
Rochester College	Online tuition differential - media codes 03, 12, 13	182.45	6.00	188.45
Rochester College	Hybrid Tuition differential - media code 09	152.45	11.00	163.45
Rochester College	Automobile Mechanics (AMT)	167.45	6.00	173.45
Rochester College	Building Utilities Mechanic (BU)	157.45	11.00	168.45
Rochester College	Carpentry (CR)	157.45	11.00	168.45
Rochester College	Computer Aided Drafting	172.45	6.00	178.45
Rochester College	Digital Arts	172.45	6.00	178.45
Rochester College	EMC	154.95	8.50	163.45
Rochester College	EMT	157.45	11.00	168.45
Rochester College	Equine Science (EQSC)	212.45	6.00	218.45
Rochester College	Intensive Care Paramedic	157.45	11.00	168.45
Rochester College	LAWE - Law enforcement	162.45	6.00	168.45
Rochester College	LAWE - Law enforcement Skills	252.45	14.00	266.45
Rochester College	Veterinary Assistant/Techician	162.45	11.00	173.45
Southwest Minnesota SU	Hospitality/Culinology Labs	230.95	11.55	242.50
Southwest Minnesota SU	Science Labs	220.95	11.05	232.00
Southwest Minnesota SU	Studio Art	220.95	11.05	232.00
Southwest Minnesota SU	Intro to Art/Elementary Art	212.95	10.65	223.60
Southwest Minnesota SU	ESL Licensure (Education undergraduate)	new	-	221.25
Southwest Minnesota SU	ESL Licensure (Education graduate)	new	-	341.10
Southwest Minnesota SU	Off Camp Grad Ed Learning Communities 11/12	340.00		340.00
Southwest Minnesota SU	Off Camp Grad Ed Learning Communities 12/13	new		350.00
Southwest Minnesota SU	Off camp Grad Education 11/12 (program tuition/semester)	100.00		100.00
Southwest Minnesota SU	Off Campus Education Graduate Program	373.50	18.65	392.15
Southwest Minnesota SU	Off Campus MBA & Management Graduate Program	373.50	18.65	392.15
Southwest Minnesota SU	Undergraduate Off Campus Programs	249.65	12.45	262.10
Southwest Minnesota SU	Undergraduate Online/Web courses	249.65	12.45	262.10
Southwest Minnesota SU	Graduate online/web courses	378.50	18.90	397.40
Saint Paul College	Respiratory Therapy	202.00	3.64	205.64
Saint Paul College	Online Tuition (Media Code 03 and 12)	170.85	4.79	175.64
Saint Paul College	Pre-Engineering (Never Previously Offered)	New		169.83
St. Cloud TCC	Dental Hygiene	173.30	5.20	178.50
St. Cloud TCC	Dental Assisting	173.30	5.20	178.50
St. Cloud TCC	Invasive Cardiovascular Technology	173.30	5.20	178.50
St. Cloud TCC	Sonography	173.30	5.20	178.50
St. Cloud TCC	Paramedicine	173.30	5.20	178.50
St. Cloud TCC	Associate Degree of Nursing	200.00	6.00	206.00
St. Cloud TCC	Surgical Technology	173.30	5.20	178.50
St. Cloud TCC	LPN	173.30	5.20	178.50
St. Cloud TCC	Online Courses with Media Code 03, 12, or 13	187.24	5.62	192.86
St. Cloud SU	Twin Cities Graduate Center MBA	695.00	30.00	725.00

Institution	Program/Course Name	FY2011 Tuition Rate Per Credit	FY2012 \$ Increase Per Credit	Board Approved FY2012 Tuition Rate Per Credit
St. Cloud SU	St. Cloud MBA	485.00	24.25	509.25
St. Cloud SU	Non Gen Ed Undergraduate Art	225.50	11.30	236.80
St. Cloud SU	Undergraduate Nursing	225.40	11.25	236.65
St. Cloud SU	Master of Engineering Management	550.00	0.00	550.00
St. Cloud SU	Master of Regulatory Affairs and Services	750.00	0.00	750.00
St. Cloud SU	Master of Applied Clinical Research	750.00	0.00	750.00
St. Cloud SU	Off Campus or on-line Behavioral Analysis	455.00	22.75	477.75
St. Cloud SU	Off Campus North Branch Cohort Undergraduate	236.00	11.80	247.80
St. Cloud SU	Off Campus North Branch Cohort Graduate	347.25	17.35	364.60
St. Cloud SU	Off Campus Workshop Undergraduate	236.00	11.80	247.80
St. Cloud SU	Off Campus Workshop Graduate	347.25	17.35	364.60
St. Cloud SU	Correctional Facility Undergraduate Education	199.50	10.00	209.50
St. Cloud SU	Off Campus Undergraduate	236.00	11.80	247.80
St. Cloud SU	Off Campus Graduate	347.25	17.35	364.60
St. Cloud SU	Off Campus Undergraduate Continuing Education	259.50	13.00	272.50
St. Cloud SU	Off Campus Graduate Continuing Education	363.60	18.20	381.80
St. Cloud SU	Off Campus Undergraduate ITV Continuing Education	259.50	13.00	272.50
St. Cloud SU	Off Campus Graduate ITV Continuing Education	363.60	18.20	381.80
St. Cloud SU	On-Line Department or Continuing Studies Undergraduate	275.75	13.80	289.55
St. Cloud SU	On-Line Department or Continuing Studies Graduate	378.45	18.90	397.35
St. Cloud SU	Masters Information Assurance	New		575.00
St. Cloud SU	Masters Medical Technology Quality	New		750.00

Winona SU	International Institutes	450.00	0.00	450.00
Winona SU	Math Sciences Teaching Academy	125.00	0.00	125.00
Winona SU	Early Childhood Special Education (Rochester)	375.00	0.00	375.00
Winona SU	Study Abroad/Travel Studies Program	400.00	0.00	400.00
Winona SU	Criminal Justice - Rochester Campus	250.00	0.00	250.00
Winona SU	Teacher Preparation Collaborative Certificate	400.00	0.00	400.00
Winona SU	Professional Development for Educators	125.00	0.00	125.00
Winona SU	Undergraduate Nursing Program	244.00	0.00	244.00
Winona SU	Graduate Nursing Program	387.00	0.00	387.00

COURSES:

Alexandria TCC	Scalable Network Design	182.66	7.31	189.97
Alexandria TCC	Remote Access Solutions	182.66	7.31	189.97
Alexandria TCC	Multilayer LAN Switching	182.66	7.31	189.97
Alexandria TCC	Internetwork Troubleshooting	182.66	7.31	189.97
Alexandria TCC	Psychiatric Clinical	173.55	6.94	180.49
Alexandria TCC	Medical Clinical	173.55	6.94	180.49
Alexandria TCC	Surgical Clinical	173.55	6.94	180.49
Alexandria TCC	OB/Peds Clinical	173.55	6.94	180.49
Alexandria TCC	Comprehensive Clinical I	173.55	6.94	180.49
Alexandria TCC	Comprehensive Clinical II	173.55	6.94	180.49
Alexandria TCC	Turning II	173.55	6.94	180.49
Alexandria TCC	Milling II	173.55	6.94	180.49
Alexandria TCC	CNC Machining Operations I	173.55	6.94	180.49
Alexandria TCC	CNC Machining Operations II	173.55	6.94	180.49
Alexandria TCC	Operation of Commercial Vehicle	276.30	11.05	276.30
Alexandria TCC	Concrete Site Prep	173.55	6.94	180.49
Alexandria TCC	Basics in Brick & Block	173.55	6.94	180.49
Alexandria TCC	Integrated Masonry Systems	173.55	6.94	180.49
Alexandria TCC	Integrated Concrete Systems	173.55	6.94	180.49

Institution	Program/Course Name	FY2011 Tuition Rate Per Credit	FY2012 \$ Increase Per Credit	Board Approved FY2012 Tuition Rate Per Credit
Bemidji State University	Biology - Medical Microbiology (BIOL 3755)	272.15	9.25	281.40
Bemidji State University	Biology - Human Biology (BIOL 1110 lab)	239.65	12.00	251.65
Bemidji State University	Biology - Introductory Biology I & II (BIOL 1211 /1212lab)	239.65	12.00	251.65
Bemidji State University	Biology - Human Anat & Phys (BIOL 2110 lab)	239.65	12.00	251.65
Bemidji State University	Biology - Invertebrate Zoology (BIOL 2310)	239.65	12.00	251.65
Bemidji State University	Biology - Field/Lab Mthd Gen Ecol (BIOL 2620)	247.15	12.25	259.40
Bemidji State University	Biology - Field Biology (BIOL 3100/5100)	239.65	12.00	251.65
Bemidji State University	Biology - Soils (BIOL 3120/5120)	239.65	12.00	251.65
Bemidji State University	Biology - Freshwater Invertebrates (BIOL 3200/5200)	239.65	12.00	251.65
Bemidji State University	Biology - Compar Vertebrate (BIOL 3250)	239.65	12.00	251.65
Bemidji State University	Biology - Medical Physiology (BIOL 3260)	239.65	12.00	251.65
Bemidji State University	Biology - Intro To Hematology (BIOL 3300)	247.15	12.25	259.40
Bemidji State University	Biology - Entomology (BIOL 3310/5310)	239.65	12.00	251.65
Bemidji State University	Biology - Limnology I & II (BIOL 3361/5361/ 3362/5362)	239.65	12.00	251.65
Bemidji State University	Biology - Molecular Genetics: Theory & Practice (BIOL 3380/5380) CEL molecular genetics	247.15	12.25	247.15
Bemidji State University	Biology - Immunology (BIOL 3580/5580)	247.15	12.25	259.40
Bemidji State University	Biology - Ornithology (BIOL 3510/5510)	239.65	12.00	251.65
Bemidji State University	Biology - Cell Biology (BIOL 3590)	247.15	12.25	259.40
Bemidji State University	Biology - Forest Ecology (BIOL 3623/5623)	239.65	12.00	251.65
Bemidji State University	Biology - Radiobiology (BIOL 3660/5660)	247.15	12.25	259.40
Bemidji State University	Biology - Microbiology (BIOL 3710/5710)	247.15	12.25	259.40
Bemidji State University	Biology - Plant Form and Function (BIOL 3720/5720)	239.65	12.00	251.65
Bemidji State University	Biology - Plant Diversity (BIOL 3730/5730)	239.65	12.00	251.65
Bemidji State University	Biology - Aquatic Plants (BIOL 3830/5830)	239.65	12.00	251.65
Bemidji State University	Biology - Wetlands Ecology Lab (BIOL 3844/5844)	247.15	12.25	259.40
Bemidji State University	Biology - 3930/5930 Developmental and Tumor Biology New	247.15	12.25	259.40
Bemidji State University	Biology 5545 Ichthyology New	247.15	12.25	259.40
Bemidji State University	Biology - Wetland Delineation and Classification (BIOL 4030/5030)	239.65	12.00	251.65
Bemidji State University	Biology - Advanced Wetland Delineation and Classification (BIOL 4031/5031)	247.15	12.25	259.40
Bemidji State University	Biology - Parasitology (BIOL 4210/5210)	239.65	12.00	251.65
Bemidji State University	Biology - Histology (BIOL 4220/5220)	239.65	12.00	251.65
Bemidji State University	Biology - Mammology (BIOL 4520/5520)	239.65	12.00	251.65
Bemidji State University	Biology - Ichthyology (BIOL 4534)	239.65	12.00	251.65
Bemidji State University	Biology - Fisheries Management (BIOL 4545/5545)	239.65	12.00	251.65
Bemidji State University	Biology - Advanced Lab Projects in Biology I & II (BIOL 4894/4895)	247.15	12.25	259.40
Bemidji State University	Biology - Advanced Field Projects in Biology I & II (BIOL 4896/4897)	247.15	12.25	259.40
Bemidji State University	Biology - Internship Clinical Lab Science	282.15	9.25	291.40
Bemidji State University	Biology - 5250 Comparative Vertebrate Anatomy	239.65	12.00	239.65
Bemidji State University	Biology - 5260 Medical Physiology	239.65	12.00	239.65
Bemidji State University	Biology - 5590 Cell Biology	247.15	12.25	247.15
Bemidji State University	Biology - Advanced Grad. Laboratory Thesis Project (BIOL 6894/6895)	345.25	15.95	361.20
Bemidji State University	Biology - Advanced Grad. Field Thesis Proj. (BIOL 6896/6897)	345.25	15.95	361.20
Bemidji State University	Biology - Intro Anatomy Physiology I & II (BIOL 1960/1962) NTC specific -special purpose instructions	239.65	12.00	251.65
Bemidji State University	Biology - Intro microbiology (BIOL 1960/1962) NTC specific special purpose instruction	239.65	12.00	251.65
Bemidji State University	Chem -General Chemistry I &II (CHEM 1111/1112)	237.15	9.25	246.40
Bemidji State University	Chem - Principles of Chemistry I & II (CHEM 1211/1212)	237.15	9.25	246.40

Institution	Program/Course Name	FY2011 Tuition Rate Per Credit	FY2012 \$ Increase Per Credit	Board Approved FY2012 Tuition Rate Per Credit
Bemidji State University	Chem - Organic Chemistry I & II (CHEM 2371/2372)	252.15	9.25	261.40
Bemidji State University	Chem - Allied Health Lab (CHEM)	242.15	9.25	251.40
Bemidji State University	Chem - Analytical Chem Lab (CHEM 2570)	252.15	9.25	261.40
Bemidji State University	Chem - Biochemistry Lab I & II (CHEM 3471/3472/5471/5472)	247.15	9.25	256.40
Bemidji State University	Chem - Physical Chemistry Lab I & II (CHEM 3771/3772/5771/5772)	247.15	9.25	256.40
Bemidji State University	Chem - Inorganic Chem Lab I (CHEM 3871)	247.15	9.25	256.40
Bemidji State University	Chem - Instrmntl Analys Lab I (CHEM 4571)	247.15	9.25	256.40
Bemidji State University	PE -Athletic Training (PHED 3190/5190)	242.15	9.25	251.40
Bemidji State University	Physics - Lab (PHYS 1101/1102/2101/2102)	237.15	9.25	246.40
Bemidji State University	Geology - Labs (GEOL 1110/1120/2110 /3120/3212/3500/3600/5120/5212/5500/5600)	237.15	9.25	246.40
Bemidji State University	Environmental -Thesis (ENVR 4990/6990)	345.25	13.20	358.45
Central Lakes College	Online Courses	182.09	5.89	187.98
Central Lakes College	BIOL 1404 - Human Biology Lab	157.09	5.89	162.98
Central Lakes College	CHEM 1424 - Chem Principles I	152.09	5.89	157.98
Central Lakes College	CHEM 1425 - Chem Principles II	152.09	5.89	157.98
Central Lakes College	EMTS 1502 - EMT	211.09	6.89	217.98
Central Lakes College	PHED 1507 - Basic Horsemanship	277.98	0.00	277.98
Central Lakes College	PHED 1510 - Skiing/Snowboarding	222.98	0.00	222.98
Central Lakes College	PHED 1511 - Adv. Skiing/Snowboarding	222.98	0.00	222.98
Central Lakes College	PHED 1525 - Personal Protection	167.98	0.00	167.98
Central Lakes College	PHED 1530 - Beginning Swimming	257.98	0.00	257.98
Central Lakes College	PHED 1534 - Beginning Golf	167.98	0.00	167.98
Central Lakes College	PHED 1541 - Bowling	197.98	0.00	197.98
Central Lakes College	PHED 1599 - Topics in Physical Education	277.98	0.00	277.98
Central Lakes College	ARTS 1401 Black & White Photography	157.09	5.89	162.98
Central Lakes College	ARTS 1403Color Photography	157.09	5.89	162.98
Central Lakes College	ARTS 1596 Topics In Art	157.09	5.89	162.98
Central Lakes College	CRJU 2112 - Ballistics and Firearms	172.09	5.89	177.98
Central Lakes College	CRJU 2311 - Basic Firearms	New	0.00	387.98
Dakota County TC	PNSG 1000 Foundations of Nursing Practice I	205.98	0.00	205.98
Dakota County TC	PNSG 1100 Foundations of Nursing Practice II	205.98	0.00	205.98
Dakota County TC	PNSG 1250 Nutrition and Diet Therapy	205.98	0.00	205.98
Dakota County TC	PNSG 1400 Adult Health Nursing I	205.98	0.00	205.98
Dakota County TC	PNSG 1500 Adult Health Nursing II	205.98	0.00	205.98
Dakota County TC	PNSG 1530 Beginning Clinical	205.98	0.00	205.98
Dakota County TC	PNSG 1540 Clinical Practice I	205.98	0.00	205.98
Dakota County TC	PNSG 1350 Pharmacology	205.98	0.00	205.98
Dakota County TC	PNSG 1560 Clinical Practice II	205.98	0.00	205.98
Dakota County TC	PNSG 1570 Clinical Practice III	205.98	0.00	205.98
Dakota County TC	PNSG 1580 Clinical Practice IV	205.98	0.00	205.98
Dakota County TC	PNSG 1750 Mental Health Nursing	205.98	0.00	205.98
Dakota County TC	PNSG 1805: Maternal and Child Health	205.98	0.00	205.98
Dakota County TC	WOOD 1004 Woodworking	233.48	0.00	233.48
Dakota County TC	WOOD 1007 Methods of Fastening	233.48	0.00	233.48
Dakota County TC	WOOD 1010 Wood & Finishing Technology	233.48	0.00	233.48
Dakota County TC	WOOD 1012 Color Theory	233.48	0.00	233.48
Dakota County TC	WOOD 1015 Spot Repair I	233.48	0.00	233.48
Dakota County TC	WOOD 1019 Spot Repair II	233.48	0.00	233.48
Dakota County TC	WOOD 1021 Wood Refinishing	233.48	0.00	233.48
Dakota County TC	WOOD 1026 Advanced Finishing Techniques	233.48	0.00	233.48
Dakota County TC	WOOD 1032 Antique Furniture Conservation	233.48	0.00	233.48

Institution	Program/Course Name	FY2011 Tuition Rate Per Credit	FY2012 \$ Increase Per Credit	Board Approved FY2012 Tuition Rate Per Credit
Dakota County TC	WOOD 2050 Finishing New Wood	350.00	0.00	350.00
Dakota County TC	WOOD 2070 Marquetry and Repair	400.00	0.00	400.00
Dakota County TC	RRCC 1110 Railroad: Orientation	292.69	0.00	292.69
Dakota County TC	RRCC 1120 Railroad: Intro to Conductor Services	292.69	0.00	292.69
Dakota County TC	RRCC 1130 Railroad: Gen Code Op Rules	292.69	0.00	292.69
Dakota County TC	RRCC 1140 Railroad: Mechanical Ops	292.69	0.00	292.69
Dakota County TC	RRCC 1150 Railroad: Conductor Duties	292.69	0.00	292.69
Dakota County TC	RRCC 1160 Railroad: Equipment/Safety Standards	292.69	0.00	292.69
Dakota County TC	RRCC 2970 Railroad: Internship	292.69	0.00	292.69
Dakota County TC	MFGM 1730 Systems Trouble-shooting	250.19	0.00	250.19
Dakota County TC	MFGM 1740 Hydraulics/Pneumatics	250.19	0.00	250.19
Dakota County TC	MFGM 1750 HVAC Basics	197.69	0.00	197.69
Dakota County TC	MFGM 1780 Programmable Logic Ctrls II	197.69	0.00	197.69
Dakota County TC	MFGM 1850 Green Manufacturing	197.69	0.00	197.69
Dakota County TC	MFGM 1860 Computer/Math for Techs	197.69	0.00	197.69
Dakota County TC	MFGM 1870 Industrial Electricity	182.69	0.00	182.69
Dakota County TC	MFGM 2110 Motor Controls	197.69	0.00	197.69
Dakota County TC	MFGM 2131 Programmable Logic Ctrls I	250.19	0.00	250.19
Dakota County TC	DENT 1150 Dental Materials	178.48	0.00	178.48
Dakota County TC	DENT 1250 Radiology	178.48	0.00	178.48
Dakota County TC	DENT 1260 Expanded Functions	178.48	0.00	178.48
Dakota County TC	MDAS 1122 Laboratory Skills I	174.48	0.00	174.48
Dakota County TC	MDAS 1130 Clinical Procedures I	174.48	0.00	174.48
Dakota County TC	MDAS 1140 Phlebotomy	174.48	0.00	174.48
Dakota County TC	MDAS 1222 Laboratory Skills II	174.48	0.00	174.48
Dakota County TC	MDAS 1230 Clinical Procedures II	174.48	0.00	174.48
Dakota County TC	ELEC 1240 Construction Skills and Intro to Wiring Lab	165.48	0.00	165.48
Dakota County TC	ELEC 1241 Industrial and Maintenance Wiring Theory and Lab	165.48	0.00	165.48
Dakota County TC	ELEC 2251 Commercial Wiring Theory and Lab	165.48	0.00	165.48
Dakota County TC	ARES 1240 Auto Restoration-Skill Development	183.48	0.00	183.48
Dakota County TC	NANO 2140 Interdisciplinary Lab	188.48	0.00	188.48
Fond du Lac T&CC	Digital Photography	150.44	3.00	153.44
Fond du Lac T&CC	Introduction to Art	150.44	3.00	153.44
Fond du Lac T&CC	Painting	155.44	3.10	158.54
Fond du Lac T&CC	Ceramics	155.44	3.10	158.54
Fond du Lac T&CC	Drawing	155.44	3.10	158.54
Fond du Lac T&CC	Art Design	155.44	3.10	158.54
Fond du Lac T&CC	Watercolors	155.44	3.10	158.54
Fond du Lac T&CC	Sculptures	155.44	3.10	158.54
Fond du Lac T&CC	MicroBiology Lab/Lecture	155.44	3.10	158.54
Fond du Lac T&CC	Human Anatomy and Physiology Lab/Lecture	155.44	3.10	158.54
Fond du Lac T&CC	Aspects of Biology Lab/Lecture	155.44	3.10	158.54
Fond du Lac T&CC	Environmental Science Lab/Lecture	155.44	3.10	158.54
Fond du Lac T&CC	General Biology Lab/Lecture	155.44	3.10	158.54
Fond du Lac T&CC	Principals of Ecology Lab/Lecture	155.44	3.10	158.54
Fond du Lac T&CC	Aspects of Inorganic Chemistry Lab/Lecture	175.44	3.50	178.94
Fond du Lac T&CC	General Chemistry Lab/Lecture	175.44	3.50	178.94
Fond du Lac T&CC	Organic Chemistry Lab/Lecture	175.44	3.50	178.94
Fond du Lac T&CC	Leadership, Ethics, Y Diversity in Law Enforcement	197.44	4.00	201.44
Fond du Lac T&CC	Practical Applications of Criminal Investigations	192.44	4.00	196.44
Fond du Lac T&CC	Patrol Procedures	232.44	5.00	237.44
Fond du Lac T&CC	Careers in the Criminal Justice System	175.44	3.50	178.94
Fond du Lac T&CC	Use of Force I: Basic Defense Tactics	216.44	4.50	220.94
Fond du Lac T&CC	Use of Force II: Firearms	376.44	7.50	383.94
Fond du Lac T&CC	Beginning Bowling	200.94	4.00	204.94
Fond du Lac T&CC	Advanced Bowling	200.94	4.00	204.94

Institution	Program/Course Name	FY2011 Tuition Rate Per Credit	FY2012 \$ Increase Per Credit	Board Approved FY2012 Tuition Rate Per Credit
Fond du Lac T&CC	Summer Outdoor Activities	270.44	5.50	275.94
Fond du Lac T&CC	Winter Outdoor Activities	270.44	5.00	275.44
Fond du Lac T&CC	Beginning Golf	250.44	5.00	255.44
Fond du Lac T&CC	NURS and HLTH Courses (except lab and clinical)	171.44	3.50	174.94
Fond du Lac T&CC	Nursing Lab	225.44	4.50	229.94
Fond du Lac T&CC	Nuursing Clinicals	225.44	4.00	229.44
Fond du Lac T&CC	Native Plant Identification	150.44	3.00	153.44
Fond du Lac T&CC	All Private Music Lessons	270.44	5.00	275.44
Fond du Lac T&CC	Beginning Downhill Skiing	245.44	5.00	250.44
Fond du Lac T&CC	On-Line Courses	168.94	5.00	173.94
Hennepin TC	Emergency Vehicle Driving	256.70	4.40	261.10
Hennepin TC	Emergency Medical (EMVS 1100)	160.70	4.40	165.10
Hennepin TC	Health Clinicals	156.70	4.40	161.10
Hennepin TC	Ext Molding I & II (2011 &2017)	156.70	4.40	161.10
Hennepin TC	Inj Molding Process I, II, & III (2128, 2138, & 2143)	156.70	4.40	161.10
Hennepin TC	Public Works (PWRK 1060)	196.70	4.40	201.10
Hennepin TC	FMLR 1301	New		226.10
Hibbing College	Course: Fire Arms	218.73	8.75	227.48
Hibbing College	Course: Basic Fire Arms	218.73	8.75	227.48
Hibbing College	NURS 1250 Foundations of Nursing	166.15	6.65	172.80
Hibbing College	NURS 1350 Care of Client	166.15	6.65	172.80
Hibbing College	NURS 1750 LPN to RN Bridge	166.15	6.65	172.80
Hibbing College	NURS 2550 Nursing Care of Women, Infants, and Child	166.15	6.65	172.80
Hibbing College	NURS 2650 Nursing Care of Adults	166.15	6.65	172.80
Hibbing College	NURS 2750 Advanced Nursing Concepts	166.15	6.65	172.80
Hibbing College	NURS 2850 Mental Health Nursing	166.15	6.65	172.80
Hibbing College	NURS 2900 Capstone Nursing Experience	166.15	6.65	172.80
Hibbing College	MMSP 1225 Photoshop Illustration	151.73	6.07	157.80
Hibbing College	MMSP Video Camera Technics	151.73	6.07	157.80
Hibbing College	MMSP 1500 Graphic Design Photo	151.73	6.07	157.80
Hibbing College	MMSP 1800 Advanced Desktop Publishing	151.73	6.07	157.80
Hibbing College	MMSP 2000 Digital Imaging	151.73	6.07	157.80
Hibbing College	MMSP 2400 Multimedia Employment	151.73	6.07	157.80
Hibbing College	Online Tuition - Resident	170.73	5.83	176.56
Hibbing College	Online Tuition - Non Resident	207.16	7.29	212.62
Inver Hills CC	CNT 1185,2000,2189,2300,2310,2311,2430,2440,2450,2451,2452, 2453,2454,2455,2460,2510,2520,2530,2540	177.07	0.93	178.00
Inver Hills CC	CNT 2612,2622,2632,2710,2720,2722,2725,2725,2726,2728,2731, 2820,2825,2830,2831,2832	262.07	0.93	263.00
Inver Hills CC	First responder	162.07	0.93	163.00
Inver Hills CC	Emergency Medical Technician	165.82	1.18	167.00
Inver Hills CC	Ambulance Operations; Field Skills Lab I, Special Topics, Special Rescue Operations	234.57	1.43	236.00
Inver Hills CC	Ambulance Operations; Field Skills Lab II	242.07	0.93	243.00
Inver Hills CC	Shock/Trauma Practicum	307.07	0.93	308.00
Inver Hills CC	Medical Emergency Practicum I	327.07	0.93	328.00
Inver Hills CC	Hospital Clinic for paramedic core	181.82	1.18	183.00
Inver Hills CC	Field Clinic I	202.07	0.93	203.00
Mesabi Range C & TC	Applied Math & Medications	165.00	6.60	171.60
Mesabi Range C & TC	Adult Nursing I & Clinical	165.00	6.60	171.60

Institution	Program/Course Name	FY2011 Tuition Rate Per Credit	FY2012 \$ Increase Per Credit	Board Approved FY2012 Tuition Rate Per Credit
Mesabi Range C & TC	Applied Nursing Skills	165.00	6.60	171.60
Mesabi Range C & TC	Maternal/Child Health & Clinical	165.00	6.60	171.60
Mesabi Range C & TC	Adult Nursing II & Clinical	165.00	6.60	171.60
Mesabi Range C & TC	Mental Health Concepts & Clinical	165.00	6.60	171.60
Mesabi Range C & TC	Gerontology & Clinical	165.00	6.60	171.60
Minneapolis College	Barbering (1050, 1100, 1200, 1250, 1360, 1370)	149.65	4.35	154.00
Minneapolis College	Barbering (1460, 1470, 1500, 1510)	148.84	4.35	153.19
Minneapolis College	Child Development 1600	151.28	4.35	155.63
Minneapolis College	Child Development 2600	149.65	4.35	154.00
Minneapolis College	Community Health Worker 1000	156.32	4.35	160.67
Minneapolis College	Community Health Worker 1015	151.28	4.35	155.63
Minneapolis College	Counseling 2700	149.70	4.35	154.05
Minneapolis College	Counseling (2710, 2810)	156.15	4.35	160.50
Minneapolis College	Counseling 2800	147.48	4.35	151.83
Minneapolis College	Central Service Technician 1000	156.32	4.35	160.67
Minneapolis College	Central Service Technician 1002	151.28	4.35	155.63
Minneapolis College	DNTA (1170, 1350)	149.65	4.35	154.00
Minneapolis College	DNTA 1274	148.84	4.35	153.19
Minneapolis College	ENDT 1010	149.73	4.35	154.08
Minneapolis College	ENDT (1300, 1850, 2500, 2600)	148.84	4.35	153.19
Minneapolis College	ENDT 1200	151.28	4.35	155.63
Minneapolis College	ENDT 2300	161.28	4.35	165.63
Minneapolis College	HSER 2003	166.40	4.35	170.75
Minneapolis College	HSER 2004	148.03	4.35	152.38
Minneapolis College	NAHA (1819, 1850)	152.35	4.35	156.70
Minneapolis College	NAHA 1900	149.65	4.35	154.00
Minneapolis College	PHLE 1000	151.40	4.35	155.75
Minneapolis College	PHLE 1002	149.65	4.35	154.00
Minneapolis College	PSOM 1500	151.40	4.35	155.75
Minneapolis College	PSOM (1600, 2300)	149.65	4.35	154.00
Minneapolis College	PSOM 2100	148.84	4.35	153.19
Minneapolis College	PSOM 2200	148.35	4.35	152.70
Minneapolis College	ADEV 1010	156.73	4.35	161.08
Minneapolis College	ADEV 1015	150.88	4.35	155.23
Minneapolis College	ADEV 1100	151.35	4.35	155.70
Minneapolis College	PHED 2100	221.40	4.35	225.75
Minnesota SU Moorhead	ART 101, 102, 210, 405H, 451C, 452C, 452H, 480	206.75	10.09	216.84
Minnesota SU Moorhead	ART 452L	206.75	10.09	216.84
Minnesota SU Moorhead	ART 100, 125, 126, 203C, 203L, 234, 300B, 303C, 304C, 305C, 310, 350, 400B, 400C, 404C, 405C, 408, 450, 451A, 451B, 451D, 451E, 452A, 452B, 452D, 452E, 452F	216.75	10.09	226.84
Minnesota SU Moorhead	ART 203H, 303H	221.75	10.09	231.84
Minnesota SU Moorhead	ART 203A, 203B, 203D, 203E, 203F, 203K, 220, 290, 300A, 300D, 300E, 300F, 300K, 303A, 303B, 303D, 303E, 303F, 304A, 304B, 304D, 304E, 304F, 305A, 305B, 305D, 305E, 305F, 390, 400A, 400D, 400E, 400F, 404A, 404B, 404D, 404E, 404F, 405A, 405B, 405D, 405E, 405F, 451F, 490, 499	231.75	10.09	241.84
Minnesota SU Moorhead	MUS 150C, 150D, 154, 155, 156, 157, 158, 159, 170, 270, 370, 470, 570, 670, 254, 255, 256, 257, 258, 259, 354, 355, 356, 357, 358, 359, 454, 455, 456, 457, 458, 459, 450	391.75	10.09	401.84
Minnesota SU Moorhead	MUS 550, 650, 554, 555, 556, 557, 558, 559, 654, 655, 666, 667, 668, 669	486.73	14.84	501.57

Institution	Program/Course Name	FY2011 Tuition Rate Per Credit	FY2012 \$ Increase Per Credit	Board Approved FY2012 Tuition Rate Per Credit
Minnesota SU Moorhead	MUS 166, 184, 263, 266, 281, 284, 363, 364, 365, 366, 381, 382, 384, 461, 463, 466, 469, 481, 482, 484, 486	266.75	10.09	276.84
Minnesota SU Moorhead	MUS 581, 584, 585, 586, 682, 685, 686	361.73	14.84	376.57
Minnesota SU Moorhead	MUS 070, 090, 107, 108, 150A, 150B, 151, 152, 191, 207, 208, 209, 219, 231, 232, 233, 234, 235, 236, 250, 278, 291, 300, 303, 304, 307, 319, 328, 329, 333, 334, 335, 342, 343, 351, 372, 375, 377, 390, 391, 392, 421, 423, 431A, 431B, 432, 433, 440, 441, 442, 443, 444, 445, 446, 447, 471, 472, 474, 475, 496	221.75	10.09	231.84
Minnesota SU Moorhead	MUS 523, 524, 525, 526, 527, 528, 529, 531A, 531B, 532, 540, 541, 542, 543, 544, 545, 546, 571, 572, 574, 575, 595, 596, 620, 621, 630, 631, 632, 633, 634, 635, 636, 637, 640, 641, 642, 643, 644, 645, 674, 695, 697, 699	316.73	14.84	331.57
Minnesota SU Moorhead	THTR 101A, 101B, 101C, 101D, 102, 130, 140, 141, 142, 160, 190, 202, 221, 230, 231, 232, 233, 235, 236, 240, 255, 290, 302, 321, 322, 323, 324, 331, 333, 334, 335, 340, 355, 356, 360, 390, 402, 425, 430, 434, 435, 440, 450, 460, 469, 490, 496	221.75	10.09	231.84
Minnesota SU Moorhead	THTR 525, 530, 534, 560, 590	311.73	14.84	326.57
Minnesota SU Moorhead	FILM 100, 101, 102, 172, 200, 202, 284, 384, 400, 401, 472, 484, 485, 496	226.75	10.09	236.84
Minnesota SU Moorhead	PARA 425	213.75	10.09	223.84
Minnesota SU Moorhead	School of Business (only includes 300- and 400-level courses in the following rubrics: ACCT, BUS, FINC, MGMT, MKTG)	207.75	10.09	217.84
Minnesota SU Moorhead	CM 496	261.75	10.09	271.84
Minnesota SU Moorhead	PE 109, 116, 117, 124, 130, 131, 132, 133, 134, 136, 137, 138, 139, 140, 141, 142, 144, 160, 161, 193, 222, 223, 320	226.75	10.09	236.84
Minnesota SU Moorhead	PE 100, 101, 102, 103, 104, 105, 106, 107, 108, 110, 112, 114, 120, 122, 129, 180S, 182, 183, 184, 190, 191, 192, 194, 200, 202, 365, 473	251.75	10.09	261.84
Minnesota SU Moorhead	HLTH 122	276.75	10.09	286.84
Minnesota SU Moorhead	HLTH 125	226.75	10.09	236.84
Minnesota SU Moorhead	AT 320	226.75	10.09	236.84
Minnesota SU Moorhead	SLHS 273, 347, 421	231.75	10.09	241.84
Minnesota SU Moorhead	SLHS 446	216.75	10.09	226.84
Minnesota SU Moorhead	SLHS 473	206.75	10.09	216.84
Minnesota SU Moorhead	Student Teaching Abroad	301.75	10.09	311.84
Minnesota SU Moorhead	AST 102, 104, 365	206.75	10.09	216.84
Minnesota SU Moorhead	BIOL 109, 125, 126, 170, 236	211.75	10.09	221.84
Minnesota SU Moorhead	BIOL 300	211.75	10.09	221.84
Minnesota SU Moorhead	BIOL 111, 115, 305, 321, 322, 323, 341, 345, 347, 349, 350, 360, 365, 372, 385L, 402, 455, 479, 497	221.75	10.09	231.84
Minnesota SU Moorhead	BIOL 390	221.75	10.09	231.84
Minnesota SU Moorhead	BCBT 420/520, 425/525, 430/530, 475, 476, 477, 478, 479, 480, 481, 482, 490	226.75	10.09	236.84
Minnesota SU Moorhead	BCBT 100	211.75	10.09	221.84
Minnesota SU Moorhead	GEOS 115	203.00	10.09	213.09
Minnesota SU Moorhead	GEOS 116, 117, 170, 301, 302, 303, 315, 320, 330, 340, 350, 360, 370, 405, 415, 416, 417	203.41	10.09	213.50
Minnesota SU Moorhead	MATH 234, 238, 236, 260, 355	206.75	10.09	216.84
Minnesota SU Moorhead	PCSI 170	208.75	10.09	218.84
Minnesota SU Moorhead	PHYS 140, 302	new		221.84
Minnesota SU Moorhead	PHYS 105, 160, 160L, 161, 188, 200, 200L, 201, 305, 306, 312, 318, 322, 350, 370	206.75	10.09	216.84

Institution	Program/Course Name	FY2011 Tuition Rate Per Credit	FY2012 \$ Increase Per Credit	Board Approved FY2012 Tuition Rate Per Credit
Minnesota SU Moorhead	POL 270	251.75	10.09	261.84
Minnesota SU Moorhead	PSY 620	302.73	14.84	317.57
Minnesota SU Moorhead	PSY 622	316.73	14.84	331.57
Minnesota SU Moorhead	PSY 724	301.73	14.84	316.57
Minnesota SU Moorhead	School Psychology (master's); PSY 517, 601, 611, 613, 620, 621, 622, 633, 634, 635, 641, 642, 699, 723, 724, 728, 744	375.00	50.00	425.00
Minnesota SU Moorhead	School Psychology (master's); PSY 698, 701, 760, 796	375.00	0.00	375.00

Minnesota SU, Mankato	Anthropology 486/586 (Crime Scene Recovery Workshop)	450.00	0.00	450.00
-----------------------	--	--------	------	--------

Minnesota State C and TC	PNSG 1207 Health Promotions I (lab credits only)	200.90	0.00	200.90
Minnesota State C and TC	PNSG 1226 Clinical 2	200.90	0.00	200.90
Minnesota State C and TC	PNSG 1236 Practicum	200.90	0.00	200.90
Minnesota State C and TC	PNSG 1232 IV Therapy Certification	200.90	0.00	200.90
Minnesota State C and TC	NURS 1404 Nursing Fundamentals I (lab credits only)	200.90	0.00	200.90
Minnesota State C and TC	NURS 2436 Restorative Nursing I (clinical credits only)	200.90	0.00	200.90
Minnesota State C and TC	NURS 2435 Nursing Clinical II	200.90	0.00	200.90
Minnesota State C and TC	PNSG 1217 Health Promotions II (lab credits only)	200.90	0.00	200.90
Minnesota State C and TC	PNSG 1216 Clinical I	200.90	0.00	200.90
Minnesota State C and TC	NURS 1415 Nursing Clinical I	200.90	0.00	200.90
Minnesota State C and TC	NURS 2445 Nursing Clinical III	200.90	0.00	200.90
Minnesota State C and TC	NURS 2455 Advanced IV Therapy	200.90	0.00	200.90
Minnesota State C and TC	NURS 1414 Nursing Fundamentals II	200.90	0.00	200.90
Minnesota State C and TC	NURS 1424 Reproductive Health	200.90	0.00	200.90
Minnesota State C and TC	NURS 1434 Holistic I	200.90	0.00	200.90
Minnesota State C and TC	NURS 1444 Holistic II	200.90	0.00	200.90
Minnesota State C and TC	NURS 2454 Holistic III	200.90	0.00	200.90
Minnesota State C and TC	NURS 2426 Reproductive Disorders	200.90	0.00	200.90
Minnesota State C and TC	NURS 2446 Restorative Nursing II	200.90	0.00	200.90
Minnesota State C and TC	NURS 2464 Nursing Leadership	200.90	0.00	200.90
Minnesota State C and TC	NURS 2456 Restorative Nursing III	200.90	0.00	200.90
Minnesota State C and TC	NURS 2466 Mental Health Nursing	200.90	0.00	200.90
Minnesota State C and TC	Online Courses	199.00	0.00	199.00
Minnesota State C and TC	DNAS - Advanced Functions	199.75	0.00	199.75

Minnesota West CC/TC	CDEV1268 Health, Nutrition & Safety Lab	178.61	6.34	184.95
Minnesota West CC/TC	CDEV1269 Guidance Lab	178.61	6.34	184.95
Minnesota West CC/TC	EDUC1100 Intro to Education w/Lab	178.61	6.34	184.95
Minnesota West CC/TC	HC1175 Nursing Assistant	190.24	6.34	196.58
Minnesota West CC/TC	MEDA2110 Clinical Procedures II	190.24	6.34	196.58
Minnesota West CC/TC	MDLT2125 Externship I	190.24	6.34	196.58
Minnesota West CC/TC	MSTH1100 Basic Massage I	190.24	6.34	196.58
Minnesota West CC/TC	MUSC1140 Piano Lessons	308.61	6.34	314.95
Minnesota West CC/TC	MUSC1141 Piano Lessons	308.61	6.34	314.95
Minnesota West CC/TC	MUSC1145 Voice Lessons	308.61	6.34	314.95
Minnesota West CC/TC	MUSC1146 Voice Lessons	308.61	6.34	314.95
Minnesota West CC/TC	MUSC2140 Piano Lessons	308.61	6.34	314.95
Minnesota West CC/TC	MUSC2141 Piano Lessons	308.61	6.34	314.95
Minnesota West CC/TC	MUSC2145 Voice Lessons	308.61	6.34	314.95
Minnesota West CC/TC	MUSC2146 Voice Lessons	308.61	6.34	314.95
Minnesota West CC/TC	NURS1140 Nursing Skills Lab	178.61	6.34	184.95

Institution	Program/Course Name	FY2011 Tuition Rate Per Credit	FY2012 \$ Increase Per Credit	Board Approved FY2012 Tuition Rate Per Credit
Minnesota West CC/TC	NURS1180 Clinical Applications I	190.24	6.34	196.58
Minnesota West CC/TC	NURS1280 Clinical Applications II	198.61	6.34	204.95
Minnesota West CC/TC	NURS1295 PN Integration	178.61	6.34	184.95
Minnesota West CC/TC	NURS2140 Professional Nursing Skills Lab	178.61	6.34	184.95
Minnesota West CC/TC	NURS2240 Manager of Care	178.61	6.34	184.95
Minnesota West CC/TC	NURS2275 Preceptorship	178.61	6.34	184.95
Minnesota West CC/TC	NURS2180 Clinical Applications	190.24	6.34	196.58
Minnesota West CC/TC	NURS2280 Clinical Applications	198.61	6.34	204.95
Minnesota West CC/TC	PHED1145 Bowling	243.61	6.34	249.95
Minnesota West CC/TC	PHED1160 Beginning Golf	173.61	6.34	179.95
Minnesota West CC/TC	RADT1100 Intro to Radiography & Patient Care	170.61	6.34	176.95
Minnesota West CC/TC	RADT1110 Radiological Procedures I	170.61	6.34	176.95
Minnesota West CC/TC	RADT1120 Radiological Procedures II	170.61	6.34	176.95
Minnesota West CC/TC	RADT1130 Radiological Exposures I	170.61	6.34	176.95
Minnesota West CC/TC	RADT1140 Radiological Exposures II	170.61	6.34	176.95
Minnesota West CC/TC	RADT1150 Clinical Radiography I	190.24	6.34	196.58
Minnesota West CC/TC	RADT1160 Clinical Radiography II	188.61	6.34	194.95
Minnesota West CC/TC	RADT2210 Radiological Procedures III	190.24	6.34	196.58
Minnesota West CC/TC	RADT2220 Radiological Equipment	202.24	6.34	208.58
Minnesota West CC/TC	RADT2240 Principles of Radiobiology	170.61	6.34	176.95
Minnesota West CC/TC	RADT2250 Clinical Radiography III	188.61	6.34	194.95
Minnesota West CC/TC	RADT2260 Clinical Radiography IV	188.61	6.34	194.95
Minnesota West CC/TC	RADT2270 Clinical Radiography V	188.61	6.34	194.95
Minnesota West CC/TC	RNEW1100 Process Dynamics	198.61	6.34	204.95
Minnesota West CC/TC	RNEW1115 Mech. Fundamentals for Processing Control	214.61	6.34	220.95
Minnesota West CC/TC	RNEW1175 Industrial Water Treatment	168.61	6.34	174.95
Minnesota West CC/TC	RNEW2120 Ethanol Separation Technology	178.61	6.34	184.95
Minnesota West CC/TC	RNEW1160 Instrumentation & Control	193.61	6.34	199.95
Minnesota West CC/TC	RNEW1105 Introduction to OSHA	218.61	6.34	224.95
Minnesota West CC/TC	SURG1130 Operating Room Theory	190.24	6.34	196.58
Minnesota West CC/TC	SURG1140 Operating Room Practices	178.61	6.34	184.95
Minnesota West CC/TC	SURG1160 Clinical 1	198.61	6.34	204.95
Minnesota West CC/TC	SURG1170 Clinical 2	198.61	6.34	204.95
Minnesota West CC/TC	SURG1180 Clinical 3	198.61	6.34	204.95
Minnesota West CC/TC	All other Online Courses	171.11	6.34	177.45
Normandale CC	NURS 1110 Nursing 1	180.91	7.23	188.14
Normandale CC	NURS 1120 Nursing 2	180.91	7.23	188.14
Normandale CC	NURS 1130 Transition to RN for LNP	180.91	7.23	188.14
Normandale CC	NURS 2210 Nursing 3	180.91	7.23	188.14
Normandale CC	NURS 2220 Nursing 4	180.91	7.23	188.14
Normandale CC	NURS 1057 Nursing Assistant	180.91	7.23	188.14
Normandale CC	NURS 1135 Nursing Health Assessment	180.91	7.23	188.14
Normandale CC	NURS 1140 Clinical Internship	180.91	7.23	188.14
Normandale CC	NURS 1190 Clinic Enrichment	180.91	7.23	188.14
Normandale CC	DENH 1112 Oral Anatomy, Embryology, Histology	180.91	7.23	188.14
Normandale CC	DENH 1140 Pre-Clinic Theory	180.91	7.23	188.14
Normandale CC	DENH 1143 Clinic 1	180.91	7.23	188.14
Normandale CC	DENH 1150 Dental Radiology	180.91	7.23	188.14
Normandale CC	DENH 1151 Accelerated Dental Radiology	180.91	7.23	188.14
Normandale CC	DENH 1160 Dental Materials	180.91	7.23	188.14
Normandale CC	DENH 1161 Accelerated Dental Materials	180.91	7.23	188.14
Normandale CC	DENH 2241 Clinic II	180.91	7.23	188.14
Normandale CC	DENH 2243 Clinic 3	180.91	7.23	188.14
Normandale CC	DENH 2252 Clinical Radiology 1	180.91	7.23	188.14
Normandale CC	DENH 2254 Clinical Radiology 2	180.91	7.23	188.14

Institution	Program/Course Name	FY2011 Tuition Rate Per Credit	FY2012 \$ Increase Per Credit	Board Approved FY2012 Tuition Rate Per Credit
Normandale CC	DENH 2263 Pain Management	180.91	7.23	188.14
Normandale CC	DENH 2263 Pain Management	180.91	7.23	188.14
Normandale CC	DENH 1139 Infection Control and Disease Prevention	180.91	7.23	188.14
Normandale CC	DENH 1141 Pre-Clinic Skill Development	180.91	7.23	188.14
Normandale CC	DENH 1142 Clinic Theory I	180.91	7.23	188.14
Normandale CC	DENH 1144 Special Needs	180.91	7.23	188.14
Normandale CC	DENH 1162 Pharmacology	180.91	7.23	188.14
Normandale CC	DENH 2240 Clinic 2 Theory	180.91	7.23	188.14
Normandale CC	DENH 2242 Clinic 3 Theory	180.91	7.23	188.14
Normandale CC	DENH 2264 Periodontics for the Dental Hygienist	180.91	7.23	188.14
Normandale CC	DENH 2266 General and Oral Pathology	180.91	7.23	188.14
Normandale CC	DENH 2281 Preventive Concepts in Community Dental Health	180.91	7.23	188.14
Normandale CC	RADT 1140	180.91	7.23	188.14
Normandale CC	RADT 2240	180.91	7.23	188.14
Normandale CC	RADT 1142	180.91	7.23	188.14
Normandale CC	RADT 2242	180.91	7.23	188.14
Normandale CC	RADT 1141	180.91	7.23	188.14
Normandale CC	RADT 2241	180.91	7.23	188.14
Northwest Technical College - Bemidji	BLDG 1108 Metal Fabrication	172.75	6.75	179.50
Riverland College	General Biology BIOL 1091	162.55	6.10	168.65
Riverland College	General Biology BIOL 1092	162.55	6.10	168.65
Riverland College	A & P I BIOL 2021	162.55	6.10	168.65
Riverland College	A & P II BIOL 2022	162.55	6.10	168.65
Riverland College	Microbiology BIOL 2040	162.55	6.10	168.65
Riverland College	Forensic Biology BIOL 1050	162.55	6.10	162.55
Riverland College	Nursing Assistant HCNA 1100	162.55	6.10	168.65
Riverland College	Nursing Assistant Practicum HCNA 1101	162.55	6.10	168.65
Riverland College	Fundamentals of Wireless LANs	177.55	6.10	183.65
Riverland College	Fundamentals of Network Security	177.55	6.10	183.65
Riverland College	Basic Firearms LAWE 1115	202.55	6.10	208.65
Riverland College	Criminal Investigations LAWE 1110	202.55	6.10	208.65
Riverland College	Criminal Procedures LAWE 2122	149.70	6.10	155.80
Riverland College	Vehicle Ops LAWE 2140	202.55	6.10	208.65
Riverland College	Police Tactics and Procedures LAWE 2130	195.40	6.10	195.40
Riverland College	Industry Related Welding DESL 1107	177.55	6.10	183.65
Riverland College	Gas Welding IMMR 1730	177.55	6.10	183.65
Riverland College	Gas Metal Arc Welding IMMR 2765	177.55	6.10	183.65
Riverland College	Arc Welding IMMR 1725	177.55	6.10	183.65
Riverland College	Gas Tungsten Arc Welding IMMR 2770	177.55	6.10	183.65
Riverland College	Music Private Lessons (MUS 1150-1179 & 2150-2179)	177.55	6.10	183.65
Riverland College	TAST 2214 Advanced Engine Service	275.15	6.10	281.25
Riverland College	TAST 2215 High Performance Cylinder Heads	275.15	6.10	281.25
Riverland College	TAST 2216 High Performance Cylinder Blocks	275.15	6.10	281.25
Riverland College	TAST 2218 Advanced High Performance Engine Assembly	275.15	6.10	281.25
Rochester College	Art 1120	160.45	8.00	168.45
Rochester College	Art 1124	160.45	8.00	168.45
Rochester College	Art 1130	160.45	8.00	168.45
Rochester College	Art 1131	160.45	8.00	168.45
Rochester College	Art 1180	New		163.45
Rochester College	Art 1223	160.45	8.00	168.45

Institution	Program/Course Name	FY2011 Tuition Rate Per Credit	FY2012 \$ Increase Per Credit	Board Approved FY2012 Tuition Rate Per Credit
Rochester College	Art 1232	160.45	8.00	168.45
Rochester College	Art 1233	160.45	8.00	168.45
Rochester College	Art 2217	160.45	8.00	168.45
Rochester College	Art 2224	160.45	8.00	168.45
Rochester College	Art 2230	160.45	8.00	168.45
Rochester College	Art 2237	160.45	8.00	168.45
Rochester College	Art 2240	160.45	8.00	168.45
Rochester College	Art 2241	160.45	8.00	168.45
Rochester College	Art 2280	160.45	8.00	168.45
Rochester College	Art 2286	160.45	8.00	168.45
Rochester College	Dental Assisting DA 1255	177.45	6.00	183.45
Rochester College	Dental Assisting DA 1265	172.45	6.00	178.45
Rochester College	Dental Assisting DA 1260	172.45	6.00	178.45
Rochester College	Dental Hygiene DH 1511	172.45	6.00	178.45
Rochester College	Dental Hygiene DH 1521	172.45	6.00	178.45
Rochester College	Dental Hygiene DH 2531	172.45	6.00	178.45
Rochester College	Dental Hygiene DH 2541	172.45	6.00	178.45
Rochester College	Dental Hygiene DH 2530	172.45	6.00	178.45
Rochester College	Dental Hygiene DH 2532	172.45	6.00	178.45
Rochester College	Dental Radiology DS 1300	172.45	6.00	178.45
Rochester College	Independent Study	172.45	6.00	178.45
Rochester College	MCOM 1162	167.45	6.00	173.45
Rochester College	MCOM 1163	167.45	6.00	173.45
Rochester College	MCOM 1164	167.45	6.00	173.45
Rochester College	MCOM 1190	167.45	11.00	178.45
Rochester College	MCOM 2220	167.45	6.00	173.45
Rochester College	MCOM 2222	167.45	6.00	173.45
Rochester College	MCOM 2240	182.45	11.00	193.45
Rochester College	MCOM 2250	167.45	6.00	173.45
Rochester College	MCOM 2260	167.45	6.00	173.45
Rochester College	MCOM 2262	167.45	6.00	173.45
Rochester College	MCOM 2263	167.45	6.00	173.45
Rochester College	MCOM 2264	167.45	6.00	173.45
Rochester College	MCOM 2270	167.45	6.00	173.45
Rochester College	MCOM 2275	167.45	6.00	173.45
Rochester College	MCOM 2280	167.45	6.00	173.45
Rochester College	Music 1231	162.45	6.00	168.45
Rochester College	Music 1601	162.45	6.00	168.45
Rochester College	Music 1602	162.45	6.00	168.45
Rochester College	Music 1621	162.45	6.00	168.45
Rochester College	Music 1622	162.45	6.00	168.45
Rochester College	Music 1623	162.45	6.00	168.45
Rochester College	Nursing 1117	162.45	6.00	168.45
Rochester College	Nursing 1118	162.45	6.00	168.45
Rochester College	Nursing 2217	162.45	6.00	168.45
Rochester College	Nursing 2218	162.45	6.00	168.45
Rochester College	Nursing Assistant 1500	162.45	6.00	168.45
Rochester College	PNM 1220	162.45	6.00	168.45
Rochester College	PNM 1240	162.45	6.00	168.45
Rochester College	PNM 1330	162.45	6.00	168.45
Rochester College	PNM 1340	162.45	6.00	168.45
Rochester College	ART 1115 - Study Tour	New		257.45
Rochester College	Spch 2100	409.45	6.00	415.45
Rochester College	NURS 2400	409.45	6.00	415.45
Rochester College	SPAN 1001	252.45	6.00	258.45
Rochester College	HORT 2390	264.65	6.00	264.65

Institution	Program/Course Name	FY2011 Tuition Rate Per Credit	FY2012 \$ Increase Per Credit	Board Approved FY2012 Tuition Rate Per Credit
Rochester College	ST 2120 Operating Room Techniques I	157.45	6.00	163.45
Rochester College	ST 2120 Operating Room Techniques II	157.45	6.00	163.45
Southwest Minnesota SU	Global Studies French Language course (3 credit course)	new		291.25
Southwest Minnesota SU	Global Studies: Puerto Rico (2 credit course)	new		353.75
Southwest Minnesota SU	Hosp. 405: Banquet Conference (3 credit course)	new		266.25
Saint Paul College	ASLS 1411-1414 American Sign Language 1-4	163.30	6.53	169.83
Saint Paul College	ASLS 1420 ASL Linguistics	163.30	6.53	169.83
Saint Paul College	ASLS 1430 Classifiers	163.30	6.53	169.83
Saint Paul College	BIOC 1760 Chemical & Biological Instrumentation (Never Previously Offered)	New		169.83
Saint Paul College	BIOC 1761 Chemical & Biological Ethics & Regulations (Never Previously Offered)	New		169.83
Saint Paul College	BIOC 2700 Biochemistry (Never Previously Offered)	New		169.83
Saint Paul College	BIOC 2790 Biochemistry Internship/Research Project (Never Previously Offered)	New		169.83
Saint Paul College	BIOL 1730 Human Body Systems	163.30	6.53	169.83
Saint Paul College	BIOL 1740 & 1745 General Biology 1 & 2	163.30	6.53	169.83
Saint Paul College	BIOL 1782 Introduction to Forensic Science	163.30	6.53	169.83
Saint Paul College	BIOL 2721 & 2722 Human Anatomy and Phys 1 & 2	163.30	6.53	169.83
Saint Paul College	BIOL 2750 General Microbiology	163.30	6.53	169.83
Saint Paul College	CHEM 1700 Chemistry Concepts	163.30	6.53	169.83
Saint Paul College	CHEM 1711 & 1712 Principles of Chemistry 1 & 2	163.30	6.53	169.83
Saint Paul College	CHEM 1760 & 1761 Chem Tech Lab Skills, Lab Safety	163.30	6.53	169.83
Saint Paul College	CHEM 2711 & 2712 Organic Chemistry 1 & 2	163.30	6.53	169.83
Saint Paul College	CHSN 1409 Preclinic Chemical Control (Previously COSM 1409)	179.65	5.99	185.64
Saint Paul College	CHSN 1413 Preclinic Hair Color (Previously COSM 1413)	179.65	5.99	185.64
Saint Paul College	CHSN 1445 Cosmetic Chemistry & Makeup Applications (Previously ESTH 1445)	179.65	5.99	185.64
Saint Paul College	CHSN 1450 Skin Analysis & Massage (Previously ESTH 1455)	179.65	5.99	185.64
Saint Paul College	CHSN 1520 40 Hour Refresher (Previously COSM 1520)	179.65	5.99	185.64
Saint Paul College	CHSN 1565 155 Hour Reactivation (Previously COSM 1565)	179.65	5.99	185.64
Saint Paul College	CHSN 1585 Esthetics Refresher (Previously ESTH 1585)	179.65	5.99	185.64
Saint Paul College	CHSN 1590 Esthetics Reactivation (Previously ESTH 1590)	179.65	5.99	185.64
Saint Paul College	CHSN 2411 CIDESCO Exam Student Preparation (Previously ESTH 2411)	179.65	5.99	185.64
Saint Paul College	CULA 1400 Culinary Basics 1	179.65	5.99	185.64
Saint Paul College	CULA 1420 Culinary Basics 2	179.65	5.99	185.64
Saint Paul College	CULA 1450 Meat Fabrication	179.65	5.99	185.64
Saint Paul College	CULA 1460 Basic Menu Prod	179.65	5.99	185.64
Saint Paul College	CULA 1510 Commercial Bakery	179.65	5.99	185.64
Saint Paul College	CULA 1520 Commercial Pantry	179.65	5.99	185.64
Saint Paul College	CULA 1530 Commercial Range	179.65	5.99	185.64
Saint Paul College	CULA 1550 Grill/Short Order	179.65	5.99	185.64
Saint Paul College	CULA 1570 Basic Cake Décor	179.65	5.99	185.64
Saint Paul College	CULA 1610 Flavor Dynamics of Wine	249.65	5.99	255.64
Saint Paul College	CULA 2411 Rest Operat Lab 1	179.65	5.99	185.64
Saint Paul College	CULA 2412 Rest Operat Lab 2	179.65	5.99	185.64
Saint Paul College	CULA 2430 Adv Food Prep	179.65	5.99	185.64
Saint Paul College	CULA 2440 Ice Carving	179.65	5.99	185.64
Saint Paul College	CULA 2450 Adv Cake Pastry	179.65	5.99	185.64

Institution	Program/Course Name	FY2011 Tuition Rate Per Credit	FY2012 \$ Increase Per Credit	Board Approved FY2012 Tuition Rate Per Credit
Saint Paul College	CULA 2460 Classical Buffet	179.65	5.99	185.64
Saint Paul College	CULA 3630 Artisan Breads	179.65	5.99	185.64
Saint Paul College	CULA 3635 Artisan Cheese (Never Previously Offered)	New		185.64
Saint Paul College	CULA 3640 Fundamentals of Charcuterie	179.65	5.99	185.64
Saint Paul College	CULA 3650 Organic Foods	179.65	5.99	185.64
Saint Paul College	ESOL 0820 Pronunciation and Articulation (Previously COMM 0820)	163.30	6.53	169.83
Saint Paul College	HLTH 1465 Functional Holistic Nutrition	163.30	6.53	169.83
Saint Paul College	INTP 1512 & 1513 Consecutive Interpreting 1 & 2	163.30	6.53	169.83
Saint Paul College	INTP 2411 & 2412 Sign to Voice Interpreting 1 & 2	163.30	6.53	169.83
Saint Paul College	INTP 2421 & 2422 Voice to Sign Interpreting 1 & 2	163.30	6.53	169.83
Saint Paul College	INTP 2431 & 2432 Transliterating 1 & 2	163.30	6.53	169.83
Saint Paul College	MLDT 1421 Hematology 1	202.00	3.64	205.64
Saint Paul College	MLDT 1422 Hematology 2	202.00	3.64	205.64
Saint Paul College	MLDT 1430 Urinalysis/Body Fluids	202.00	3.64	205.64
Saint Paul College	MLDT 1441 Clinic Chem 1	202.00	3.64	205.64
Saint Paul College	MLDT 1442 Clinic Chem 2	202.00	3.64	205.64
Saint Paul College	MLDT 1446 Phlebotomy	202.00	3.64	205.64
Saint Paul College	MLDT 1510 Immunology	202.00	3.64	205.64
Saint Paul College	MLDT 2400 Mycology/Parasitology	202.00	3.64	205.64
Saint Paul College	MLDT 2410 Immunohematology	202.00	3.64	205.64
Saint Paul College	MLDT 2420 Clinic Microbiology	202.00	3.64	205.64
Saint Paul College	PHYS 1720 Introductory Physics	163.30	6.53	169.83
Saint Paul College	PHYS 2700 & 2710 General Physics 1 & 2	163.30	6.53	169.83
Saint Paul College	PRNS 1491 Clinical 1	202.00	3.64	205.64
Saint Paul College	PRNS 1492 Clinical 2	202.00	3.64	205.64
Saint Paul College	PRNS 1493 Clinical 3	202.00	3.64	205.64
Saint Paul College	PRNS 2491 Practicum	202.00	3.64	205.64

South Central College	On line courses and programs	183.55	5.95	189.50
South Central College	Accounting 1811	153.80	5.95	159.75
South Central College	ART 120	193.22	5.95	199.17
South Central College	BIOL 270 Microbiology	156.55	5.95	162.50
South Central College	BIOL 220 Intro to Human Anatomy	156.55	5.95	162.50
South Central College	BIOL 230 Human Phys	155.55	5.95	161.50
South Central College	BIOL 100 Intro to Biology	154.05	5.95	160.00
South Central College	BIOL 101 Intro to Ecology	154.05	5.95	160.00
South Central College	CDEV 1230 Guiding Children's Behavior	155.72	5.95	161.67
South Central College	CFSU 1150 Construction Contract Documents	224.05	5.95	230.00
South Central College	CPCB 2825 Stairway Technology	161.55	5.95	167.50
South Central College	CSS 1910 Internship	156.49	5.95	162.44
South Central College	GCC 1120 Graphic Software 1	157.80	5.95	163.75
South Central College	GCP 2120 Printing Processes 2	170.30	5.95	176.25
South Central College	HCTC 1886 Basic Nursing 101	156.49	5.95	162.44
South Central College	HEMS 1200 EMT	189.46	5.95	195.41
South Central College	HEMS 1220 EMT - Refresher	171.29	5.95	177.24
South Central College	HEMS 1300 1st Responder	184.05	5.95	190.00
South Central College	HHP 123 Topics in Strength Training	164.05	5.95	170.00
South Central College	HHP 124 Topics in Lifetime Fitness Activities	199.05	5.95	205.00
South Central College	HUCF 1200 Health Unit Coordinator Fundamentals	155.72	5.95	161.67
South Central College	HVAC 2100 Theory	165.55	5.95	171.50
South Central College	HVAC 2251 - Brazing	151.55	5.95	157.50
South Central College	HVAC 2340 - Sheet Metal Ductwork Fabrication	150.72	5.95	156.67
South Central College	ICP 100 Intro Paramedics	192.38	5.95	198.33
South Central College	ICP EMS Skills	153.05	5.95	159.00
South Central College	ICP 1020 Pharmacology in EMS	190.03	5.95	195.98

Institution	Program/Course Name	FY2011 Tuition Rate Per Credit	FY2012 \$ Increase Per Credit	Board Approved FY2012 Tuition Rate Per Credit
South Central College	ICP 1060 Pathophysiology in EMS	176.58	5.95	182.53
South Central College	ICP 2030 Critical Care 1	152.30	5.95	158.25
South Central College	ICP 2050 Field Internship 1	165.72	5.95	171.67
South Central College	ICP 2060 Field Internship II	165.72	5.95	171.67
South Central College	MA 100 Pharmacology for Medical Assistant	155.72	5.95	161.67
South Central College	MDLT 1810 Lab Techniques and Orientation	158.97	5.95	164.92
South Central College	MDLT 1825 Urinalysis/Body Fluids	158.97	5.95	164.92
South Central College	MDLT 2825 Clinical Practice & Orientation	169.05	5.95	175.00
South Central College	NURS 1110 Foundation of Nursi	178.55	5.95	184.50
South Central College	NURS 1150 Clinical Foundation	168.97	5.95	174.92
South Central College	NURS 1175 Nursing Interventions	159.05	5.95	165.00
South Central College	NURS 1275 Medication Administration	159.05	5.95	165.00
South Central College	NURS 1310 Application of Nursing	166.75	5.95	172.70
South Central College	NURS 1350 Clinical Application	159.05	5.95	165.00
South Central College	NURS 2150 Clinical Synthesis	159.05	5.95	165.00
South Central College	NURS 2250 Clinical Practice Semester 1	173.93	5.95	179.88
South Central College	NURS 2275 Skills & Pharm 1	159.05	5.95	165.00
South Central College	NURS 2310 Semester 2 Theory	162.75	5.95	168.70
South Central College	NURS 2350 Clinical Practice	159.05	5.95	165.00
South Central College	NURS 2375 Skills & Pharm II	159.05	5.95	165.00
South Central College	NURS 2410 Semester 3 Theory	164.05	5.95	170.00
South Central College	NURS 2450 Semester 3 Clinical Practice	166.49	5.95	172.44
South Central College	NURS 2510 Semester 4 Theory	179.05	5.95	185.00
South Central College	NURS 2550 Semester 4 Clinical Practice	159.05	5.95	165.00
South Central College	DA 1814 Chairside DA1	158.99	5.95	164.94
South Central College	DA 1816	159.05	5.95	165.00
South Central College	DA 1826	159.05	5.95	165.00
South Central College	OTEC 2740	159.05	5.95	165.00
South Central College	PHRM 1101 Pharmacy Tech Orientation	155.72	5.95	161.67
South Central College	PHRM 2107 Intro to Institutional Pharmacy	169.05	5.95	175.00
South Central College	PHLE 1300 Internship	153.05	5.95	159.00
St. Cloud SU	CEEP 650 Rehabilitation Counseling	365.00		365.00
St. Cloud SU	CPSY 659 Community Counseling	365.00		365.00
St. Cloud SU	HIED 604 Higher Ed Administration	365.00		365.00
St. Cloud SU	CEEP 530 CCSD	365.00		365.00
St. Cloud SU	CEEP 619	365.00		365.00
St. Cloud SU	EDAD 605 Educational Administration	365.00		365.00
St. Cloud SU	EDAD 646 Educational Administration	365.00		365.00
St. Cloud SU	CEEP 658	365.00		365.00
St. Cloud SU	CPSY 668	365.00		365.00
St. Cloud SU	HIED 614 Higher Ed Administration	365.00		365.00
St. Cloud SU	CEEP 645 CCSD	365.00		365.00
St. Cloud SU	EDAD 613 Educational Administration	365.00		365.00
St. Cloud SU	EDAD 608 Educational Administration	365.00		365.00
St. Cloud SU	EDAD 802 Leadership Development	550.00		550.00
St. Cloud SU	EDAD 804 Visioning and the Change Process	550.00		550.00
St. Cloud SU*	ROTC courses taught by ROTC instructors	0.00		0.00
Vermilion CC	Seasonal Park Law Enforcement Ranger Training (PREC 2271-2275)	252.10	10.08	262.18
Vermilion CC	First Responder/CPR (HLTH 1655)	253.18	10.13	263.31
Vermilion CC	Basic EMT (HLTH 1656)	196.99	7.88	204.87
Vermilion CC	Basic EMT (HLTH 1656) Bridge Course	196.99	7.88	204.87
Vermilion CC	Professional Forest Harvester (CTL courses only)	195.10	7.80	202.90
Vermilion CC	HLTH 1255 Wilderness Emergency Response	324.29	12.97	337.26

Institution	Program/Course Name	FY2011 Tuition Rate Per Credit	FY2012 \$ Increase Per Credit	Board Approved FY2012 Tuition Rate Per Credit
Vermilion CC	HLTH 1265 Winter Wilderness Emergency Response	324.29	12.97	337.26
Vermilion CC	HLTH 1445 Low Angle - Technical Rope Rescue	324.29	12.97	337.26
Vermilion CC	HLTH 1446 High Angle Technical Rope Rescue	324.29	12.97	337.26
Vermilion CC	HLTH 1447 Water, Boat, and Ice Rescue	324.29	12.97	337.26
Vermilion CC	HLTH 1448 ATV and GPS Land-Based Rescue	324.29	12.97	337.26
Vermilion CC	Independent Study courses	248.76	9.95	258.71
Vermilion CC	All courses offered via online	170.73	5.83	176.56

Winona State University	Creative Visions Teaching Academy (CVTA)	up to \$200/credi t		up to \$200/credit
Winona State University	SCIE 640 Topics in STEM Professional Development	150.00	0.00	150.00

The institution (at the president's discretion) may set the non-resident tuition rate at or greater than the program/course rates listed above.

*Reclassification from the NRNR tuition pilot to program/course specific tuition rates. Minnesota SU Moorhead's course specific rate was effective beginning Fall Semester 2002 and St. Cloud SU's course specific rate since Fall Semester 1999.

MN State Colleges & Universities
FY2012 Non-resident Tuition Rates

Institution	FY2012 Non-Resident
STATE COLLEGES	
Alexandria TCC	\$154.74
Anoka Ramsey CC	\$139.38
Anoka TC	\$160.57
Central Lakes College	\$152.98
Century College	\$154.80
Dakota County TC	\$163.23
Fond du Lac Tribal & CC	\$152.79
Hennepin TC	\$151.10
Inver Hills CC	\$155.00
Lake Superior College	\$283.18
Minneapolis College	\$150.75
Minnesota SC - Southeast Tech	\$161.26
Minnesota State College	\$155.40
Minnesota West College*	\$329.90
Normandale CC	\$156.79
North Hennepin CC	\$159.49
Northeast Higher Ed District	
Hibbing College	\$189.45
Itasca CC	\$189.45
Mesabi Range College	\$189.45
Rainy River CC	\$189.45
Vermilion CC	\$189.45
Northland College	\$158.66
NW Technical College-Bemidji	\$168.00
Pine TC	\$295.96
Ridgewater College	\$155.10
Riverland College	\$158.65
Rochester College	\$158.45
Saint Paul College	\$155.64
St. Cloud TCC	\$154.28
South Central College	\$155.00

STATE UNIVERSITIES	FY2012 Undergraduate	FY2012 Graduate
Bemidji State University	\$241.40	\$343.45
Metropolitan State University	\$409.95	\$623.49
Minnesota SU, Mankato	\$537.18	\$328.55
Minnesota SU Moorhead*	\$423.68	\$623.14
Saint Cloud State University	\$452.70	\$498.15
Southwest MN State University	\$216.25	\$336.10
Winona State University	\$399.90	\$510.95

* Riverland, Minnesota West and MSU Moorhead only charges these rates to non-residents/non-reciprocity if paperwork is not submitted or MN resident tuition scholarship eligibility is not maintained; otherwise charge resident rate. St. Cloud State University charges resident rates for the following types of students: international, graduate assistants, athletic/academic talent, alumni legacy, and high achiever.

**Minnesota State Colleges and Universities
Revenue Fund
Proposed Room and Board Fees FY 2012**

	Approved FY 2011	Projected FY 2012	Percent Change
Bemidji State University			
Double Room	4,080.00	4,210.00	3%
Single Room	4,616.00	4,900.00	6%
Meal Plan options			
400 meals + 640 Beaver Bucks (Flex)	\$2,400.00	\$2,480.00	3%
Beaver Bucks (Flex)	\$2,400.00	\$2,480.00	3%
Summer Session (per week)		\$120.00	
Minnesota State University Moorhead			
Double Room	\$3,986.00	\$4,146.00	4%
Single Room	\$4,580.00	\$4,764.00	4%
14 Meals a Week	\$2,008.00	\$2,096.00	4%
Other Board Fees	\$200.00	\$200.00	0%
Summer Session		Interim Session	
Double Room		\$69/week	\$242
Single Room		\$85/week	\$297
Double as Single		\$96/week	\$334
John Neumeier		\$1929/summer	
Minnesota State University, Mankato			
Double Room	\$4,122.00	\$4,281.00	4%
Single Room	\$5,672.00	\$5,893.00	4%
19 Meals a Week	\$2,011.00	\$2,059.00	2%
Other Board Fees	\$100.00	\$130.00	30%
Summer Session (10 weeks)		Term	
Double		\$920.00	
Single		\$1,280.00	
Full bath suite		\$1,350.00	
Super Double		\$1,020.00	
St. Cloud State University			
Double Room	\$3,986.00	\$4,166.00	5%
Single Room	\$5,593.00	\$5,756.00	3%
20 Meals a Week	\$1,920.00	\$2,096.00	9%
Other Board Fees	\$400.00	\$400.00	0%
Summer Session			
Double (per week)		\$68.00	
Single (per week)		\$95.00	
Southwest Minnesota State University			
Double Room	\$3,928.00	\$4,164.00	6%
Single Room	\$5,098.00	\$5,404.00	6%
15 Meals a Week	\$2,358.00	\$2,430.00	3%
Other Board Fees	\$350.00	\$350.00	0%
Summer Session		Per week	Summer
		\$125.00	\$1,300.00
Winona State University			
Double Room	\$4,715.00	\$4,820.00	2%
Single Room	\$5,871.00	\$5,962.00	2%
14 Meals a Week (Contract base)	\$1,951.00	\$2,012.00	3%
Flex (Basic Mandatory)	\$300.00	\$310.00	3%
Summer session (per night)		\$12.00	
Average (double room & board)	\$6,469	\$6,725	4%

Rates noted above are based on the most common traditional-style room and most popular board plan. "Other Board Fees" include add-on money (flex dollars) that may be required as part of a board plan. Each university charges room and board rates based on the room type and amenities. Full rate sheets are included in the supplementary materials to the Board report.

Summer session rates have been added this year to the rate summary.

Minnesota State Colleges - FY 2012 Housing Fees

(Not in Revenue Fund)

For the Academic Year

CENTRAL LAKES COLLEGE

*** Brainerd

Pine Apartments

Doubles (per person) \$ 2,520

Quadruples (per person) \$ 1,110

(Minimum 12 month lease August-July)

FOND DU LAC TIBAL AND COMMUNITY COLLEGE

* Cloquet

Doubles \$ 3,536

Singles \$ 5,263

Triples \$ 2,475

(lease for entire academic year)

MESABI RANGE C & TC

** Virginia

Doubles \$ 3,512

Singles \$ 3,972

(Semester lease)

MINNESOTA STATE COMMUNITY AND TECHNICAL COLLEGE

** Fergus Falls

Williams Hillside Village - Doubles \$ 2,850

Williams Hillside Village - Singles \$ 3,450

College Manor - Singles \$ 3,350

Board 10 meals \$ 771

6 meals \$ 699

MINNESOTA WEST COMMUNITY AND TECHNICAL COLLEGE

** Canby

Doubles \$ 1,800

Singles \$ 2,600

NORTHEAST HIGHER EDUCATION DISTRICT

* Rainy River

Doubles \$ 2,900

Singles \$ 4,200

Board \$ 800

* Hibbing

Doubles \$ 3,000

Singles \$ 4,000

*&** Itasca

Doubles \$ 3,600

Singles \$ 3,800

Triples \$ 3,400

Board \$ 1,200

* Vermillion

Doubles \$ 3,100

Singles \$ 4,000

ROCHESTER

*** Rochester

Doubles \$ 1,800

Singles \$ 2,600

(Academic year contract - 8 months)

* College owned

** College managed/leased

MINNESOTA STATE COLLEGES AND UNIVERSITIES

Revenue Fund

Proposed Student Union Facility Fees FY 2012

	Approved FY 2011	Proposed FY 2012	% Increase
Bemidji State University Per credit charged to all students 21.34 per credit hour	\$256.18	\$256.18	0.00%
Minneapolis Community & Technical College Per credit charged to all students 6.00 per credit hour	\$210.00	\$180.00	-14.29%
Minnesota State University Moorhead Per credit charged to all students 10.25 per credit hour	\$241.20	\$246.00	1.99%
Minnesota State University, Mankato Per credit charged to all students 10.38 per credit hour	\$249.12	\$249.12	0.00%
Normandale Community College Per credit charged to all students 6.50 per credit hour	\$180.00	\$195.00	8.33%
St. Cloud State University Per credit charged to all students 6.96 per credit hour	\$167.04	\$167.04	0.00%
Southwest Minnesota State University Per credit charged to all students 13.13 per credit hour	\$300.00	\$315.12	5.04%
Winona State University Per credit charged to all students 7.50 per credit hour	\$232.00	\$240.00	3.45%
Average Fee	\$229.44	\$231.06	0.70%
Maximum Fee	\$300.00	\$315.12	5.04%

The total maximum is the amount for the academic year only. Summer or other sessions are charged on a per credit basis.

**MINNESOTA STATE COLLEGES AND UNIVERSITIES
Revenue Fund**

Proposed Wellness and Recreation Facility Fees FY 2012

	Approved FY 2011	Proposed FY 2012	% Change
Anoka Ramsey Community College	\$127.50	\$150.00	17.65%
Annual Wellness Fee (5.00 per credit hour)			
Minnesota State University, Mankato	\$60.00	\$60.00	0.00%
Annual Rec Facilities (2.50 per credit hour)			
Minnesota State University Moorhead	\$186.00	\$192.00	3.13%
Annual Wellness Fee (8.00 per credit hour)			
Minnesota State Community & Technical College	\$66.00	\$66.00	0.00%
Annual Wellness Fee (2.20 per credit hour)			
Winona State University	\$141.00	\$142.56	1.09%
Annual Wellness Fee (5.94 per credit hour)			

**MINNESOTA STATE COLLEGES AND UNIVERSITIES
Revenue Fund**

Proposed Parking Facility Fees FY 2012

**Century College - \$120 per year based on per credit charge (\$4 per credit)
No change from FY 2011**

**Metro State - No change from FY 2011 \$5.00/entry for cash; \$2.50/entry for prepaid cards.
Average full time student cost = \$260 - \$275 per academic year.**

St. Cloud SU - No change from FY 2011 \$1.00 per hour (\$8.00/daily maximum), \$400 per yearly permit

**Saint Paul College - Daily usage fee \$2.50
Average full time student cost = \$260 - \$275 per academic year.**

Assumptions

for Daily

**Usage Fee: 165 days in FY12 Academic Year
Average full time student cost based on 109 days of parking**