

**MINNESOTA STATE COLLEGES AND UNIVERSITIES  
BOARD OF TRUSTEES**

**Agenda Item Summary Sheet**

**Committee:** Finance and Facilities Committee

**Date of Meeting:** June 20, 2012

**Agenda Item:** FY2013 Operating Budget (Second Reading)

Proposed Policy Change       Approvals Required by Policy       Other Approvals       Monitoring

Information

**Cite policy requirement, or explain why item is on the Board agenda:**

Board review and approval of the system's annual budget is required pursuant to Board Policy 5.9. Board review and approval of college and university tuition and fee rates is required pursuant to Board Policy 5.11. Consultation letters from the recognized student government/senate on each campus are collected for Board review pursuant to Board Policy 2.3.

**Scheduled Presenter(s):** Laura King, Vice Chancellor of Finance – CFO  
Deb Bednarz, System Director, Financial Planning and Analysis

**Outline of Key Points/Policy Issues:**

The Board is being asked to approve the proposed FY2013 all funds operating budget, including tuition and fees, for the system. This is the second reading of the operating budget.

**Background Information:**

The FY2013 operating budget is designed to advance the goals of the Strategic Framework and optimize the use of resources. The budget includes revenue and expenditure budgets for all colleges, universities and the system office and totals \$2 billion. Systemwide, the proposed average tuition increase for colleges is \$171 (3.7 percent) and for universities is \$285 (4.4 percent).

At its May meeting, the Board of Trustees requested additional information on the operating budget. Colleges and universities also reviewed and made final revisions to their FY2013 budget, tuition and fee data over the past month. This updated information is included in the attached Board materials. The major revisions are summarized below:

- 1) **Leveraged Equipment Program:** Minnesota State Colleges and Universities (MnSCU) received \$457,000 in one-time supplemental funding for educational equipment during the 2013 legislative session. Funds will be awarded through a grant application process. A dollar-for-dollar hard match will be required. Funds must be targeted for programs that produce graduates whose skills are in high demand in Minnesota. (*Board Report page 33*)
  
- 2) **Fee Changes:**
  - a. *Minnesota State University – Moorhead:* Reduced the proposed increase to the student activity/life fee. Initially, the university proposed increasing the fee by \$4.10 to \$8.05 per credit. The revised request limits the increase to \$2.41, bringing the per-credit fee to \$6.36. (*Supplemental Packet page 2*)
  
  - b. *St. Cloud State University:* Raised the proposed increase to the student union fee. Initially, the university proposed increasing this revenue fund fee from \$167.04 in FY2012 to \$189.60 in FY2013. Subsequent to submission of the first reading materials, the university completed project planning and consultation with the student association for the renovation project. The revised request proposes a student union fee of \$215.52 for FY2013 to accommodate the planned \$5 million renovation of the Atwood Student Union (*Attachment 2B*). A student consultation letter in support of the student union fee proposal was submitted and is available on line at: [http://www.finance.mnscu.edu/budget/docs/Master\\_file\\_student\\_letters.pdf](http://www.finance.mnscu.edu/budget/docs/Master_file_student_letters.pdf)
  
  - c. *Hennepin Technical College:* Student activity fee increased by 0.65 cents per credit from \$1.35 to \$2.00. (*Supplemental Packet page 2*)
  
- 3) **Additional Fee and Tuition Information:**
  - a. *Fee Charged to Online Classes:* As requested by the Board, a listing of the fees charged to students attending on-line classes is included in the Supplement Packet. It is anticipated that the online study will include an examination of the illustrated practices. (*Supplemental Packet page 15*)
  
  - b. *Fee Increases over 10 Percent:* As requested by the board, information on colleges and universities whose proposed fees increased more than 10 percent is found in the board report. (*Board Report pages 25 - 26*)

As a result of the fee changes noted above, the average tuition and fee increase at universities is \$314, compared to \$320 estimated in the May board report (first reading). (*Supplemental Packet page 1*)

The average cost of a “2+2” degree (two years at a state college and two years at a state university) is \$6,516 per year. For every three post-secondary education options (PSEO) credits earned by a high school student, the cost of their MnSCU college education can be reduced by an average of \$652.

**4) Updated Budget Request:**

- a. The FY2013 operating budget report, attachments and supplemental packet have been updated to incorporate the above referenced changes.
- b. An updated listing of all proposed tuition charges is included in Attachment 1A - 1D. No changes were made to the resident undergraduate standard tuition rates proposed in the first reading.
- c. An updated listing of all proposed fee changes is included in the Supplemental Packet. (*Attachment B*)

**BOARD OF TRUSTEES  
MINNESOTA STATE COLLEGES AND UNIVERSITIES**

<b>ACTION ITEM</b>
<b>FY2013 Operating Budget (Second Reading)</b>

**BACKGROUND AND EXECUTIVE SUMMARY**

The Board is being asked to approve the FY2013 operating budget for Minnesota State Colleges and Universities (MnSCU). This operating budget includes revenue and expenditure budgets for all colleges, universities and the system office and totals \$2.0 billion.

FY2013 Operating Budget Highlights:

- **The 2013 operating budget supports the critical investments required to achieve the goals identified in the Strategic Framework.**
- Under the proposed FY2013 budget, **Minnesota State Colleges and Universities will continue to offer the most affordable option for high quality post-secondary education in Minnesota.** Colleges and universities have made great strides in containing tuition and fee increases, while maintaining quality educational programming. Tuition increases are modest, with the average increase at MnSCU universities totaling **\$285** (4.4 percent), which is well below the estimated dollar increases considered by the University of Minnesota and Minnesota’s private 4-year colleges. The average tuition increase at MnSCU colleges totals **\$171** (3.7 percent).
- Minnesota State Colleges and Universities continue to educate more Minnesotans than any other post-secondary institution in the state, preparing students to enter the workforce well educated and highly skilled. **After a period of rapid growth, enrollment is projected to decline slightly in FY2012 and remain flat in FY2013.** Full year equivalent (FYE) enrollment is projected at 94,812 for colleges and 58,710 for universities.
- **The historic loss of state support continues to create challenges for Minnesota State Colleges and Universities.** The system’s state funding was cut 10 percent in the 2012-13 biennium, a loss of \$60 million each year. The FY2013 operating budget assumes the system will receive \$545.8 million in state funding. This amount includes the 1 percent performance funding the system secured when it achieved 4 of 5 performance goals specified in state law, and the \$457,000 in one-time funding for the leveraged equipment program appropriated in the 2013 legislative session.

- The FY2013 all funds budget is \$2 billion, with projected revenues essentially equal to projected expenditures. Colleges and universities continue to implement actions to increase efficiency, improve productivity and reallocate funding to ensure the quality of education, address cuts in state funding and keep tuition affordable. **These ongoing efforts have resulted in lowering the cost of educating a MnSCU student to \$7,107, a 10 percent reduction in real dollars from FY2000 levels.**
- The FY2013 operating budget builds on work done over the past several fiscal years to align budgets with a changing financial landscape characterized by diminished state resources and increased reliance on tuition. However, even with careful planning, risks remain. In particular, enrollment fluctuations, the yet-to-be-determined labor settlements, the overall state of the economy, and the state's long term budget challenge increase the level of uncertainty surrounding key budget assumptions.
- Revenue fund fees support auxiliary facilities, such as residence halls, student unions, parking, and other revenue generating facilities. The campuses seek to balance fees and rates that allow for facilities reinvestment while maintaining affordability for students. The FY2013 fee outlook reflects that balance. The average room and board increase this year for the residence hall program in the six state universities is 4 percent. Student unions fees will increase by an average of 5.3 percent. Most health/wellness facility fees will remain the same as last fiscal year with the exception of Anoka Ramsey Community College, which is opening its new facility during FY2013 and has planned for a 5 percent increase in fees.
- Minnesota's state budget outlook has improved over the past year. Minnesota Management and Budget (MMB) reported improvement in both its November 2011 and February 2012 economic forecasts, allowing the state to rebuild its reserves and repay some of the K-12 funding shift. While improved, significant challenges remain. MMB is projecting a \$1.1 billion structural deficit for the 2014-15 biennium. This projected deficit increases to over \$4.5 billion when expense inflation and repayment of the K-12 funding shift are factored in.

This document provides a thorough review of the system's FY2013 budget proposal and is divided into four sections:

- FY2013 Budget Principles
- Analysis of Key Variables
- Cost of Education
- All Funds Budget Overview

## **FY2013 BUDGET PRINCIPLES**

The FY2013 operating budget is designed to support the Strategic Framework, make the best use of resources, and continue with a multiyear planning approach.

### **Aligning the Budget to Strategic Framework**

The chancellor and the college and university presidents have crafted the 2013 operating budget to support critical investments required to achieve the goals identified in the Strategic Framework:

- Ensure access to an extraordinary education for all Minnesotans;
- Be the partner of choice to meet Minnesota's workforce and community needs; and
- Deliver to students, employers, communities and taxpayers the highest value/most affordable option.

In FY2013, MnSCU will continue aggressive action plans to implement bold initiatives aimed at delivering the commitments articulated in the Strategic Framework. The Leadership Council is leading the implementation of these initiatives in consultation and collaboration with faculty, staff and key partners. In summary, these initiatives and action plans include:

#### ***Actions: Ensure Access to an Extraordinary Education***

1. Partner with communities traditionally underserved by higher education to improve college readiness, recruitment, and student success. Create a welcoming and supportive campus environment, faculty and staff competencies, and student support services for all students to succeed.
2. Increase access to baccalaureate degrees by enabling students at two-year colleges to complete a MnSCU baccalaureate degree without relocating. Engage our seven universities to expand "university centers" at the two-year colleges and at other sites.
3. Redesign the classroom experience and curriculum to create signature learning experiences such as project-based, and/or active, and/or problem-based learning. Prepare faculty who will facilitate learning in this way.
4. Develop thoughtful measures of learning outcomes and deliver programs that enable graduates to meet those standards. Align with national standards, accreditation standards, and workforce needs.
5. Increase collaboration among faculty across our colleges and universities to create the best possible courses and learning experiences (on-line, blended and face to face) that can be shared across the system to improve quality, enhance learning, increase access, increase the number of students served, and reduce the costs of course development and delivery.

***Actions: Partner of Choice to Meet Workforce and Community Needs***

1. Dramatically increase retention and completion and reduce time to completion. Identification of best practices is underway and 2, 3, 4 and 5-year goals are being established.
2. Increase effectiveness of remedial education.
3. Improve transfer of credit through implementation of the Smart Transfer Plan.
4. Implement the results of the regional, sector-by-sector workforce needs assessment to ensure programmatic alignment of the state's workforce needs.
5. Collaborate with DEED and others to enable more people to more easily update their skills.
6. Expand customized training offerings to Minnesota businesses and industries.
7. Better align K-12 and post-secondary education to increase college readiness, expand dual enrollment and ensure that more students are on the "right" path. Collaborate with the Minnesota Department of Education to align high school testing with measures of college readiness and increase pathways to college.

***Actions: Deliver Highest Value/Most Affordable Higher Education Option***

1. Continue to aggressively manage costs, improve efficiency and productivity by strengthening and expanding the Campus Service Cooperative.
2. Focus the role of the system office on serving the needs of the colleges and universities. Redesign organizational structure and processes to increase effectiveness and eliminate redundancies by clarifying those responsibilities that:
  - a. Most appropriately reside with the campuses
  - b. Are best carried out in a coordinated fashion
  - c. Should reside with the system office
3. Strengthen the MnSCU financial model to create incentives to achieve the desired outcomes in the Strategic Framework.
4. Improve executive performance evaluation and metrics.

Narratives summarizing how each institution's individual budget supports achievement of the Strategic Framework can be found on the Minnesota State College and Universities website:

<http://www.finance.mnscu.edu/budget/operating/index.html>

**Reallocating to Meet Highest and Emerging Priorities**

The FY2013 operating budget reflects on-going efforts to optimize the use of every dollar through the reallocation of resources. Optimized reallocation of resources has been an effective management strategy used by MnSCU to advance the system's priorities and respond to changes in instructional programs and services called for by industries and communities across the state. Increasingly, it has been used as a strategy for maintaining quality, increasing productivity and improving efficiency in response to declining state support for higher education.

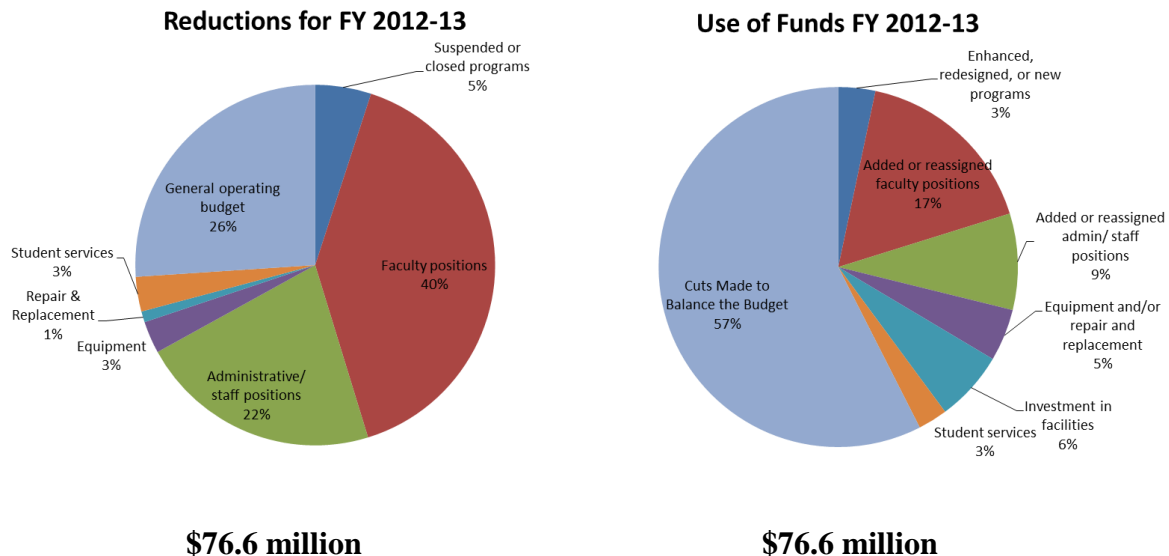
**In FY2012 and FY2013, colleges and universities will reallocate over \$76.6 million to increase efficiency and effectiveness.** Some of these resources will be reallocated to higher priorities while others will be used to balance the budget.

- Systemwide, over 498 programs and 524 positions are impacted, either through layoffs or leaving vacant positions unfilled.
- Most of the reductions (57 percent or \$44 million) are being used to balance college and university budgets, with the remainder being invested in new, higher priority areas.
- Systemwide, \$32.6 million is used to better align the institution’s priorities with budget resources. Of that amount, just under \$13 million (40 percent) will be used for added or re-assigned faculty positions. \$6.6 million (20 percent) is expected to be used for added or reassigned staff positions. Another \$8.4 million (26 percent) is targeted for investment in facilities, repair and replacement, or equipment. The remainder will be invested in new or redesigned programs and student services.

Chart 1 summarizes the steps college and universities are taking to reallocate funding to address higher priority areas or to balance the budget for both FY2012 and FY2013.

**Chart 1**

**Minnesota State Colleges and Universities  
\$76.6 Million Reallocated to Address Priorities and Balance Budgets**





### **Budgeting with a Multi-Year Perspective**

Colleges and universities continue to use a multi-year approach to the budgeting process which has put the system in an improved financial position for FY2013. In developing their FY2013 budgets, colleges and universities were encouraged to maintain affordability by limiting tuition and fee increases. Colleges were required to limit their tuition increases to 4 percent, in accordance with a legislative mandate set forth in the 2011 higher education appropriations bill. Although the legislature did not cap tuition increases for state universities, presidents were asked to limit their increases to 5 percent or less.

**The most significant challenge colleges and universities face in multi-year planning for FY2013 and beyond is managing risks such as enrollment changes and employee contract settlement costs.** Although the system experienced record high enrollment increases in FY2010, enrollments have begun to decline slightly as students have graduated and returned to the workforce.

In addition, state and system labor negotiations continue. At this time, it is not known when negotiations will conclude and what the impact of new contract agreements will be to college and university operating budgets. Health care increases remain a significant unknown at this time. A 3.3 percent increase to employer paid health insurance rates was expected to begin on January 1, 2012 impacting FY2012 expenses. However, in the absence of a state health care agreement, no changes were made to insurance rates. College and university planning included certain assumptions on salary and fringe benefit changes. As long as settlements are within these planning estimates, the risk will be mitigated.

### **ANALYSIS OF KEY VARIABLES**

MnSCU's financial structure is reliant on three key factors: enrollment, tuition and fees, and state appropriation. This section summarizes trends in these critical areas.

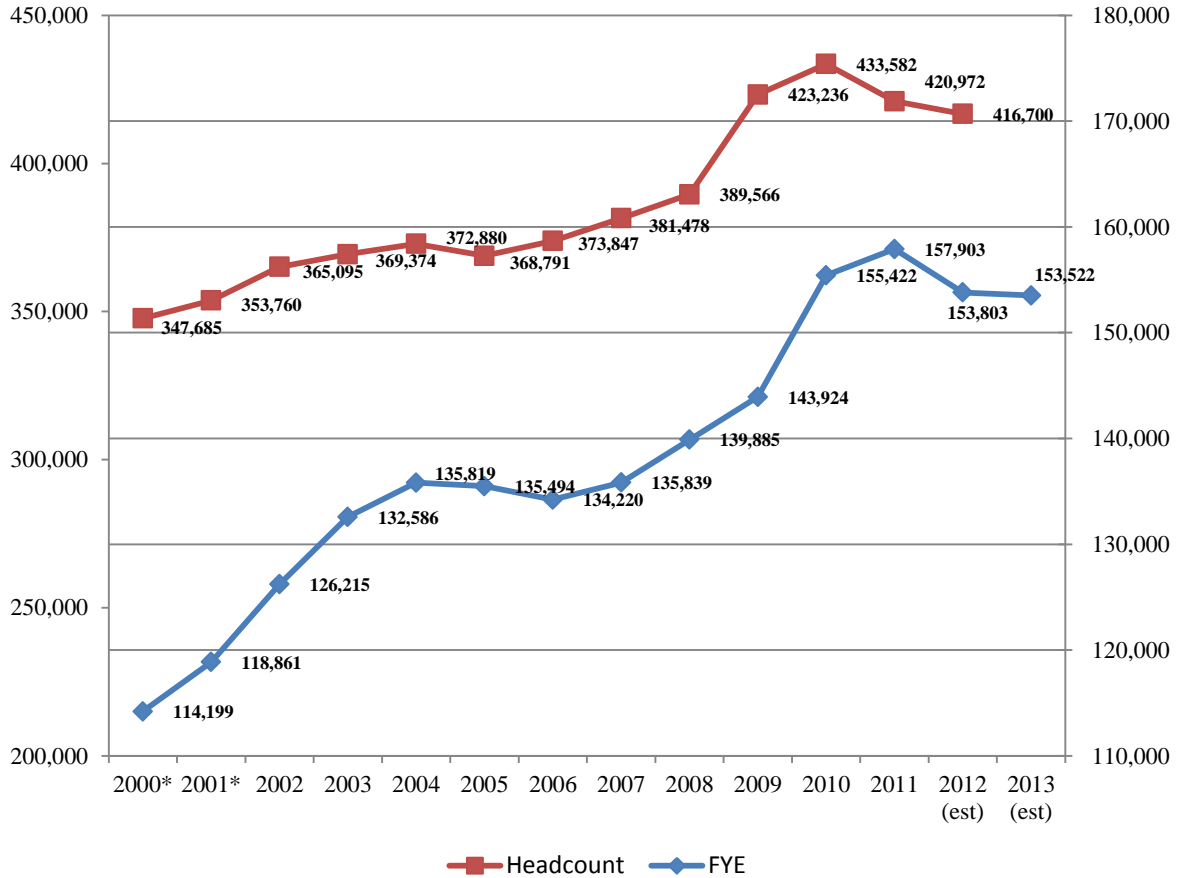
#### **Enrollment Leveling After Record Growth**

After experiencing record enrollment increases during FY2010 and modest increases in FY2011 (1.5 percent), colleges and universities are projecting a slight enrollment decline of 2.6 percent in FY2012 and generally flat enrollment in FY2013 (Graph 1). This change in enrollment is in large part the result of students, who entered the colleges and universities at the depth of the recession, completing their education and returning to work.

When looking at full year equivalent (FYE) enrollment, the colleges and universities are now serving 39,323 or 34 percent more students today than in FY2000.

**Graph 1**

**Minnesota State Colleges and Universities  
After Record Growth, Enrollment Dips  
Fiscal Years 2000-2013**



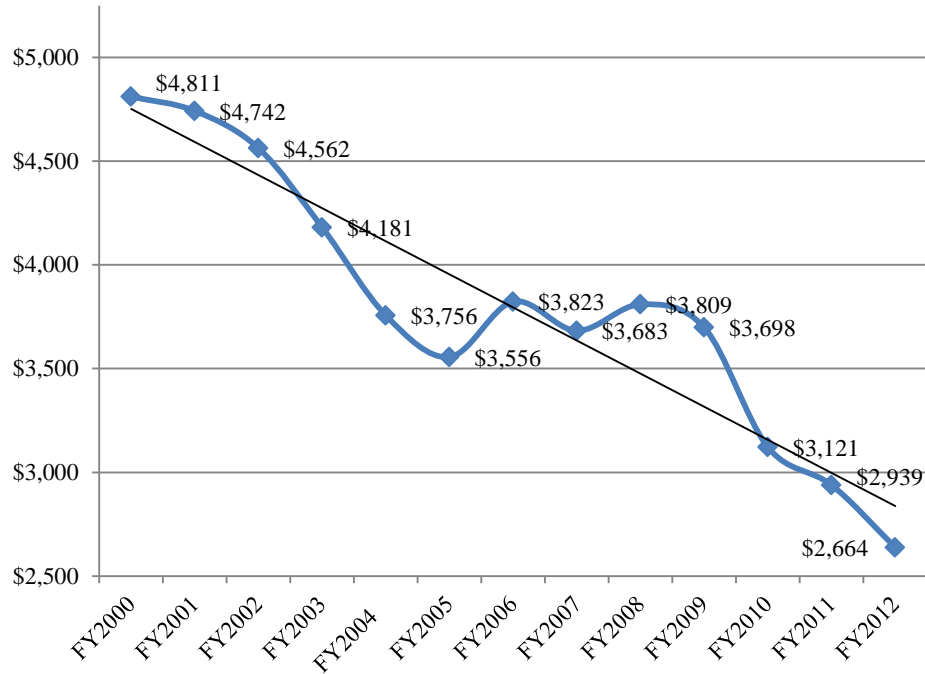
\* Estimated headcount

**State Support Falls, Reliance on Tuition Increases**

State appropriation continues to be a critical but declining source of revenue for MnSCU. **State support per full year equivalent has declined by 45 percent since FY2000 (Graph 2).** Increased reliance on tuition to support basic educational activities has been necessary to offset the decline in state funding. **As a result, in FY2013, tuition will account for 60.9 percent of required revenue.** This is a complete reversal of the relationship in FY2000 when state appropriation represented 67.4 percent of revenue (Graph 3).

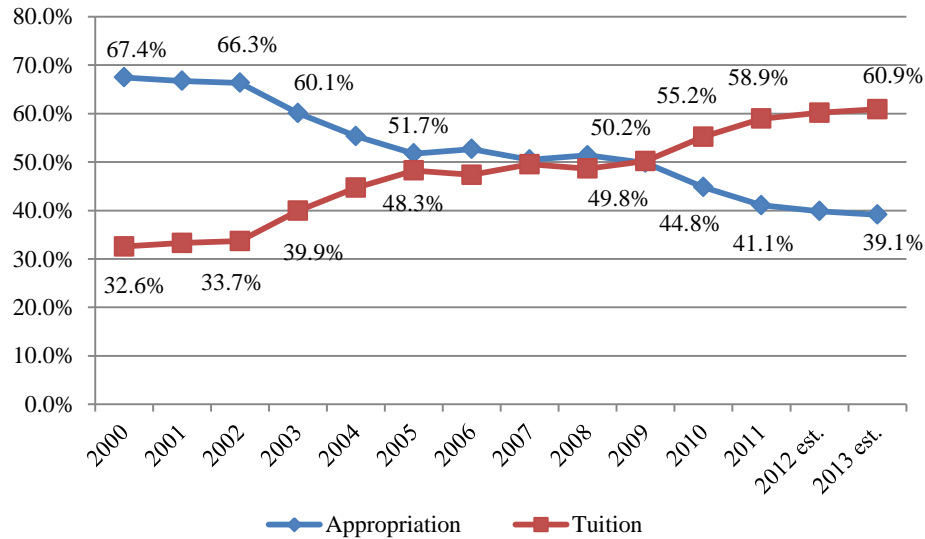
**Graph 2**

**Minnesota State Colleges and Universities  
Total State Support per MnSCU Student Down 45%  
State Appropriation per FYE (Constant Dollars)**



**Graph 3**

**Minnesota State Colleges and Universities  
Reversal of State Appropriation vs. Tuition Relationship  
Fiscal Years 2000-2013**

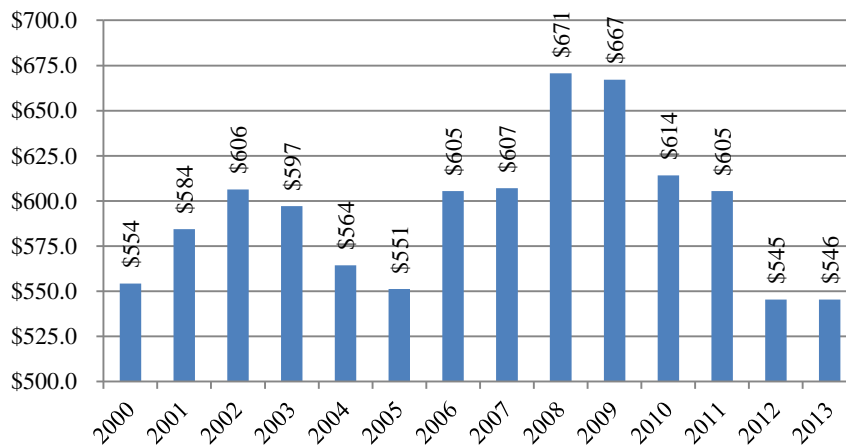


**Appropriation and Tuition per Full-Year Equivalent Student**

The system has experienced great fluctuation in state appropriation during the past decade. As shown below in Graph 4, the \$545.4 million in state resources for FY2012 and \$545.8 million in state resources for FY2013 is the lowest funding level since before FY2000. One would have to go back to FY1998 to find state appropriation funding at a level lower than FY2012 and FY2013.

**Graph 4**

**Minnesota State Colleges and Universities  
State Appropriation Lowest Since 2000  
(\$ in millions)**

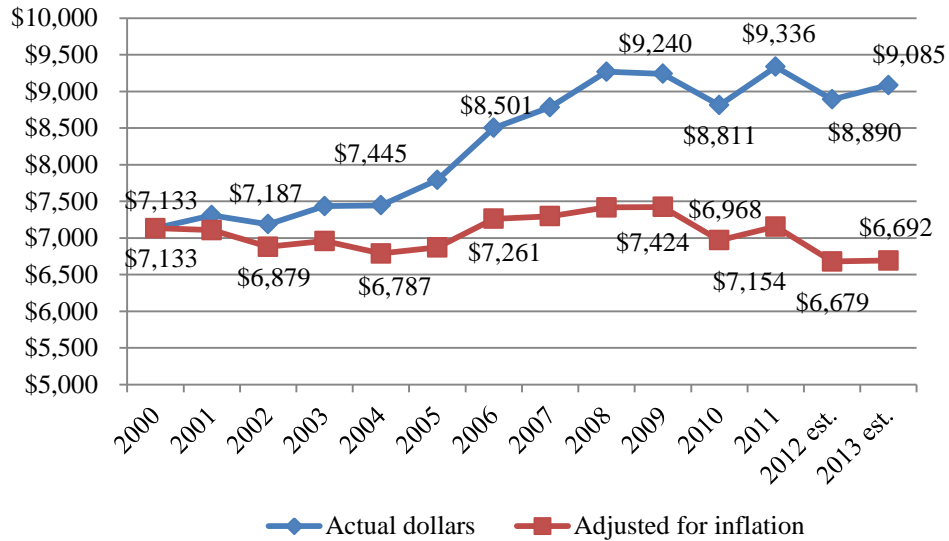


Note: For comparability, fiscal years 2000-2009 have been adjusted for Learning Network of Minnesota \$4.8 million.

- Total revenue per FYE student is expected to increase in FY2013 by \$195 or 2.2 percent, from \$8,890 to \$9,085 (Graph 5). This equates to an estimated \$3,555 per FYE in state appropriation revenue and an estimated \$5,530 per FYE in tuition revenue.
- **When adjusted for inflation, the system will be operating with \$6,692 per FYE student in FY2013, a reduction of \$441 or 6.2 percent per FYE student since FY2000.**
- **The cost of delivering a Minnesota State Colleges and Universities education, in real dollars, was lower in FY2011 than in FY2000 by over 10 percent (Graph 6).**

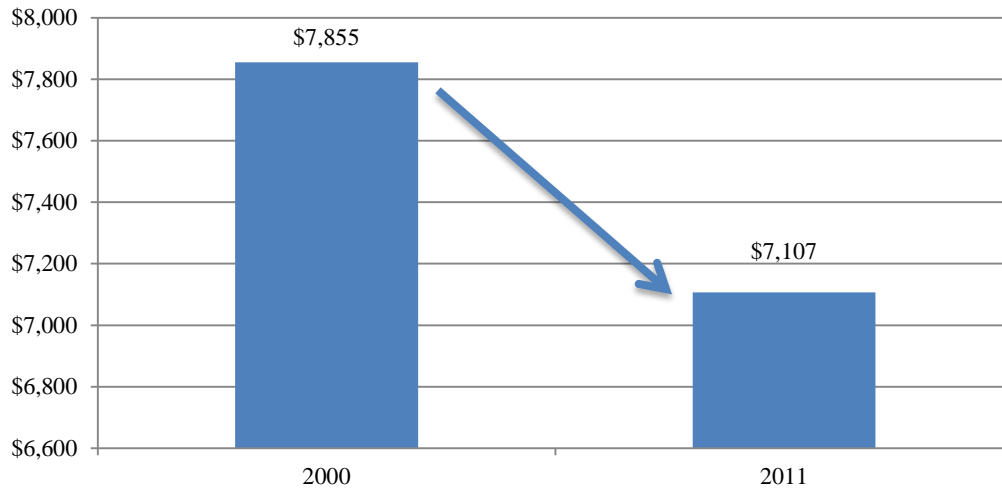
**Graph 5**

**Minnesota State Colleges and Universities  
Total State Appropriation and Tuition Revenue Down 6.2%  
Per Full-Year Equivalent Student (Constant Dollars)  
Fiscal Years 2002-2013**



**Graph 6**

**Minnesota State Colleges and Universities  
Cost of Educating a MnSCU Student Is Down 10%  
(Constant Dollars)**



## **COST OF EDUCATION**

**A primary focus of the FY2013 budget is enhancing the quality while keeping the cost of education affordable for students.** This section addresses the impact of the proposed tuition and fee increases, compares the cost of a MnSCU education with other higher education institutions, and estimates the net impact of tuition and fee increases to the student after factoring in financial aid.

### **Tuition and Fees**

Tuition revenue enables the colleges and universities to preserve and improve the quality of academic programs and student experiences. Tuition expresses a partnership between schools and their students in supporting quality post-secondary education.

The chancellor has consulted with presidents, the student associations and others in consideration of the FY2013 tuition recommendations. Colleges are proposing a FY2013 average tuition for a FYE student of \$4,816, an increase of **\$171** (\$5.70 per credit) or 3.7 percent over FY2012. The 3.7 percent average for the colleges reflects decisions of sixteen colleges to increase tuition rates less than 4 percent. For universities, the proposed FY2013 average tuition for a FYE student is \$6,782, an increase of **\$285** (\$9.50 per credit) or 4.4 percent over FY2012. Overall, the system average annual tuition proposed for FY2013 is \$5,188 per FYE student, an increase of \$193 (\$6.43 per credit) or 3.9 percent over FY2012.

**Minnesota State Colleges and Universities continue to be the highest value and most affordable higher education option in the state.** Preliminary information from the University of Minnesota indicates tuition for resident undergraduates at the University of Minnesota will increase by an estimated \$410 for the 2012-2013 academic year. As reported by the Minnesota Private College Council, four year private colleges plan to increase tuition and fees by an estimated \$1,466 for the 2012-2013 academic year. (Note: The Council reports combined tuition and fee rates for their member institutions.)

Although on a percentage basis, increases are in line with the estimated percentage increase for the University of Minnesota (3.5 percent) and the four year private colleges (4.5 percent), on a per dollar basis, the proposed FY2013 tuition increases for MnSCU are significantly less than the state's other higher education options. Table 1 provides a comparison of estimated average annual increases proposed for the 2012-2013 academic year.

**Table 1**

**Minnesota State Colleges and Universities  
Highest Value and Most Affordable in Minnesota**

	<b>FY 2012 Tuition*</b>	<b>Est Annual Increase</b>	<b>FY 2013 Tuition*</b>
MnSCU Colleges	\$ 4,644	\$ 171	\$ 4,815
MnSCU State Universities	\$ 6,497	\$ 285	\$ 6,782
University of Minnesota <sup>1</sup>	\$ 11,650	\$ 410	\$ 12,060
Private 4-Year Colleges <sup>2</sup>	\$ 32,349	\$ 1,466	\$ 33,815

\*Includes tuition and fees for private 4-year colleges

Source: University of Minnesota and MN Private College Council

<sup>1</sup> University of Minnesota tuition is for the Twin Cities, College of Liberal Arts, exclusive of fees charged by individual colleges.

<sup>2</sup> Private 4-year averages are based on information on **tuition & fees** reported by the MN Private College Council for member institutions for the 2011-12 and 2012-13 school years.

Most of the per-credit fee increases requested by the colleges and universities are minimal, both in terms of the actual dollar amount and on a percentage basis. Because the per-credit charge for fees is relatively small on a dollar basis, a small dollar increase in a fee can sometimes result in a large percentage increase. The colleges and universities who have proposed fees in excess of ten percent, along with an explanation for the fee increase, are listed below.

- North Hennepin Community College has proposed increasing their technology fee from \$6 dollars per credit to \$8 dollars per credit and Hennepin Technical College has proposed increasing their fee from \$6 per credit to \$9 per credit. Working through their student associations, the increased technology fee will be used to keep pace with the current technology demands of their students. The system average technology fee for two-year colleges is \$9.61 per credit; both schools will continue to charge below average rates for this fee.
- Minnesota State University, Mankato is proposing to increase their technology fee from \$7.00 per credit to \$8.75 per credit to improve technology services, classroom technology and computer labs. This is the first time the technology fee rate has increased at this school in over nine years.
- Northland College’s East Grand Forks campus is increasing the student activity/life fee from \$4 per credit to \$6.60 per credit in order to complete the alignment of all fees for both campuses.
- Normandale Community College’s parking fee is scheduled to increase from \$6 per credit to \$9 per credit. This increase is directly related to the college’s new parking facility and was previously approved through the project’s financing plan.
- Minnesota State University, Moorhead is proposing to increase their student life/activity fee from \$3.95 to \$6.36 per credit. The additional funds will be used to lower the costs for students attending university-sponsored art and theater events and to balance the student life/activity account. The university lowered their proposed fee

increase from \$8.05 per credit to \$6.36 per credit between the first reading of the FY2013 operating budget in May 2012 and the second reading.

Table 2 shows the proposed MnSCU overall average annual tuition and fee rates for FY2013. The fees include athletics, health services, parking (per credit), technology, statewide student association, and student activity/life as well as the revenue fund fees for student union facilities, wellness/recreation centers, and facilities. Based on information provided in this report, the proposed FY2013 average annual tuition and fees at the two-year colleges is \$5,355. For colleges with revenue fund facilities, the average annual tuition and fees is \$5,488. The average annual tuition and fees for state universities is \$7,676, which includes the impact of revenue fund facility fees.

**Table 2**

**Minnesota State Colleges and Universities  
Proposed FY2013 Annual Tuition and Fees**

	<b>Average Tuition and Fees</b>
Average all two-year colleges	\$5,355
Average two-year colleges with Revenue Fund fees (student union facility and/or wellness centers)	\$5,488
Average four-year universities (excluding Revenue Fund fees)	\$7,340
Average four-year universities (includes Revenue Fund fees for student union facility, facility fee, and wellness/recreational center fees)	\$7,676

This recommendation supports the Board’s policy position concerning limitations on tuition increases and provides the revenue necessary for colleges and universities to maintain high-quality education and services to students in the face of declining state support. The proposed FY2013 tuition structure can be found in Attachments 1A through 1E.

**Cost of Attendance**

A student’s total cost of attending a college or university includes tuition, fees, room and board expenses, books, supplies, transportation, and miscellaneous expenses. The net cost of attendance is the amount a student pays after financial aid is subtracted from the total cost of attendance. The net cost can vary depending on a student’s full-time or part-time status, institution of attendance, academic program choice, income, assets, and financial aid.

Need-based financial aid programs help with the difference between what it costs and what the family can be expected to pay, based upon their income and family circumstances. In FY2011 (the most recent year data is available) undergraduate students enrolled in the Minnesota State Colleges and Universities received \$1.29 billion in financial aid. Students



received a majority of financial aid via grants (\$424.9 million) and loans (\$797.7 million). Table 3 shows the amount of financial aid awarded to undergraduate students within the system for FY2011.

**Table 3**

**Minnesota State Colleges and Universities  
Undergraduate Student Aid Nears \$1.29 Billion  
FY2011: End of Year Data**

	<b>Federal</b>	<b>State</b>	<b>Institution</b>	<b>Private</b>	<b>Total</b>
Grants	\$324.0	\$74.5	\$9.4	\$17.0	\$424.9
Scholarships	\$0.9	\$1.0	\$13.9	\$25.4	\$41.2
Loans	\$731.9	\$29.4		\$36.4	\$797.7
Employment/Work Study	\$8.0	\$9.5	\$8.3	\$0.0	\$25.8
<b>Total</b>	<b>\$1,064.8</b>	<b>\$114.4</b>	<b>\$31.5</b>	<b>\$78.8</b>	<b>\$1,289.5</b>

Source: System Office Research, Planning and Effectiveness

**In FY2011, 61 percent (119,318) of students enrolled at MnSCU colleges and 64 percent (47,832) of students enrolled at MnSCU universities received at least one type of financial aid award** (including loans that were accounted for in the system’s financial aid module). Of those students who received at least one type of financial aid award, the average award for students enrolled at the colleges was \$6,912 and at the universities was \$9,720. Table 4 shows FY2011 average financial aid by type of aid for undergraduate students who received at least one type of financial aid award.

**Table 4**

**Minnesota State Colleges and Universities  
Over 60% of Undergraduate Students Receive Aid  
FY2011**

	<b>Colleges</b>			<b>Universities</b>		
	<b># of Awards</b>	<b>% of Students Receiving Awards</b>	<b>Average Award</b>	<b># of Awards</b>	<b>% of Students Receiving Awards</b>	<b>Average Award</b>
Grants	88,347	45%	\$3,397	27,519	37%	\$4,534
Scholarships	15,153	8%	\$1,525	9,476	13%	\$1,912
Loans	75,564	39%	\$6,388	38,614	52%	\$8,158
Employ/Work Study	7,346	4%	\$2,552	3,295	4%	\$2,138
<b>Total All Awards</b>	<b>119,318</b>	<b>61%</b>	<b>\$6,912</b>	<b>47,832</b>	<b>64%</b>	<b>\$9,720</b>

Source: System Office Research, Planning and Effectiveness

**Tuition & Fee Increase Offset by State Grant**

The system’s Office for Research, Planning and Effectiveness estimated the net impact of the proposed tuition and fee increase by income category for full-time, full-year undergraduate students. The results of their analysis are shown in Table 5.

Due to the state grant program’s calculation formula for expected family contribution, part-time students either do not receive any state grant or receive a disproportionately small grant. Consequently, part-time students will have less of their tuition and fee increase offset by the state grant.

**Table 5**

**Minnesota State Colleges and Universities  
FY 2013 Estimated Tuition & Fee Increases  
Net of State Grant Increases By Income Quartile  
Full-Time/Full-Year Enrollment**

*Colleges*

Lowest Income Quartile	\$ 126
Second Income Quartile	\$ 127
Third Income Quartile	\$ 150
Highest Income Quartile	\$ 164
Non-Financial Aid Applicant	\$ 187
All Students	\$ 146

*Universities*

Lowest Income Quartile	\$ 205
Second Income Quartile	\$ 215
Third Income Quartile	\$ 274
Highest Income Quartile	\$ 307
Non-Financial Aid Applicant	\$ 314
All Students	\$ 266

*System*

First Income Quartile	\$ 140
Second Income Quartile	\$ 144
Third Income Quartile	\$ 179
Fourth Income Quartile	\$ 200
Non-Financial Aid Applicant	\$ 211
All Students	\$ 174

The analysis is based on the following assumptions:

- For those students receiving a state grant, 50 percent of the tuition and fee increase will be offset by an increase in their state grant amount.
- Students not receiving a state grant will pay the full cost of the tuition and fee increase.
- Students will enroll for the same number of credits in 2013 as they did in 2012.

Key findings of the analysis are:

- **Full-time, full-year students will pay, on average, 82 percent of the tuition and fee increase and have 18 percent offset by increased state grants.**
- **Full-time, full-year students in the lowest income quartile (1), on average, will pay 66 percent of the tuition and fee increase and have 34 percent offset by increased state grants.**
- **Full-time, full-year students in the lower middle income quartile (2), on average, will pay 68 percent of the tuition and fee increase and have 32 percent offset by increased state grants.**

## **ALL FUNDS BUDGET OVERVIEW**

Colleges and universities have three principal sources of revenue: state appropriation, tuition and fees, and auxiliary/enterprise income. These revenues support all aspects of the educational enterprise – instruction, student life, administration, physical plant, and residential life programs.

### **Budget Increases Two Percent from 2012 to 2013**

The Board is being asked to approve the FY2013 all funds operating budget outlined in Table 6 below. Highlights of the all funds budget include:

- The system's proposed FY2013 all funds revenue budget will grow by \$37.4 million (1.9 percent) to nearly \$2.0 billion; increased tuition revenue accounts for \$27 million, or over two-thirds of the revenue growth.
- Expenses are projected to increase by \$40.8 million (2.1 percent) over prior year levels.
- The proposed budget includes \$17.8 million in prior year balances planned as expenditures in FY2013.
- A \$9.4 million addition to fund balances is projected at the end of the fiscal year.

**Table 6**

**Minnesota State Colleges and Universities  
FY2013 All Funds Proposed Budget  
(Net of Scholarship Allowance)  
(\$ in millions)**

(\$ in millions)	FY2012 Current Budget	FY2013 Proposed Budget	\$ Change	\$ Change
Revenues	\$1,948.4	\$1,985.8	\$37.4	1.9%
Expenses	\$1,935.6	\$1,976.4	\$40.8	2.1%
<b>Budget balance</b>	<b>\$12.8</b>	<b>\$9.4</b>		

The all funds budget is net of the scholarship allowance. Approximately 85 percent (\$322.8 million) of an estimated \$379.8 million of financial aid revenue is brought in to pay student obligations (tuition, fees, room and board, and sales and services) with the balance (\$57 million) reflecting the net financial aid payments to students for living expenses.

A very slight addition to the budgetary fund balance for FY2013 is projected. A strengthening fund balance is a key component of college and university financial stability and for management of risk going forward. The Board has expressed continued concern for improving operating margins and primary reserve levels. Board Policy 7.3, Finance Administration, requires “financial management methods support short term and longer term system and college and university strategic objectives.” The Higher Learning Commission (HLC) reviews college and university Composite Financial Index (CFI) to ensure the financial health of an institution. Schools who do not meet the HLC’s standards are placed on a watch list for further review. By strengthening operating margins, which is factored into calculating the CFI, colleges and universities are aligned with Board policy and HLC standards.

**Transforming Priority Allocations**

In FY2013, system resources are recommended for allocation to the following two priorities: (1) Centers of Excellence and (2) Access and Opportunity funding (Table 7).

**Table 7**

**Minnesota State Colleges and Universities  
Distribution of State Resources to Priorities  
(\$ in millions)**

	FY2012	FY2013
Centers of Excellence	\$3.9	\$3.9
Access and Opportunity	\$9.8	\$9.8
<b>Total</b>	<b>\$13.7</b>	<b>\$13.7</b>

The distribution of Access and Opportunity (A&O) funds will change in FY2013. Funding for the centers will be reduced by 40 percent in FY2013 and these funds will be redistributed to colleges and universities based on the A&O formula used in previous years. This will enable these resources to be more broadly used to advance the student success agenda for student populations traditionally underserved by higher education.

FY2013 funding of the Centers of Excellence is also under transformation to better align with workforce needs. The following is the expected distribution of the funds:

- 1) The four existing centers will receive \$450,000 each and will be expected to support all colleges and universities;
- 2) \$900,000 will be set aside for new sectors and for project implementation; and
- 3) The remaining \$1.1 million will be reallocated to support the workforce agenda.

### **State Support Remains Constant between 2012 and 2013**

There is no significant change in the system's state appropriation for FY2013 compared to FY2012. The system's state appropriation for FY2013 is \$545.8. As a result of the state's improved budget outlook, no unallotment is expected in FY2013.

To receive its full appropriation in FY2013, MnSCU was required to meet 3 of 5 performance goals. Four of the 5 goals have already been achieved, ensuring the system will receive its full appropriation at the beginning of the fiscal year:

- ***Graduates or Degrees, Diplomas and Certificates:*** The number of graduates increased by 12.1 percent and the number of degrees, diplomas and certificates conferred by the system increased by 12.9 percent, exceeding the goal of 7 percent.
- ***Students of Color:*** The enrollment of undergraduate students of color increased by 10.3 percent, exceeding the goal of 10 percent.
- ***Online Courses:*** Full year equivalent enrollment of students taking online or blended credit courses increased by 28.3 percent and the number of online and blended credit course sections increased by 24.6 percent, exceeding the goal of 15 percent.
- ***Energy Consumption:*** Total energy consumption per square foot decreased by 9.5 percent, exceeding the goal of 2 percent.

In addition, the system is budgeting \$2.0 million of interest earnings for total estimated state resources of \$547.8 million. These resources are being allocated within the following categories: institutional allocations, priority allocations, systemwide set asides, and system office. For FY2013, 85.4 percent of state resources received by the system are allocated to colleges and universities either as basic allocations or through priority allocations as shown in Table 8.

**Table 8**

**Minnesota State Colleges and Universities  
Distribution of FY2013 State Resources  
(\$ in millions)**

	<b>Fiscal Year 2012</b>	<b>% of Total</b>	<b>FY2013</b>	<b>% of Total</b>
Institution allocations	\$467.2	85.4%	\$467.2	85.4%
- Basic allocations	\$452.1		\$452.1	
- Priority allocations	\$15.1		\$15.6	
Systemwide set asides	\$43.0	7.8%	\$43.0	7.8%
Learning Network of Minnesota	\$4.1	0.8%	\$4.1	0.8%
System Office	\$33.1	6.0%	\$33.1	6.0%
<b>Total state resources</b>	<b>\$547.4</b>		<b>\$547.8</b>	

Of the \$452.1 million for institution basic allocations, it is recommended that \$441 million be distributed through the allocation framework. The allocation framework distributes base resources to colleges and universities as follows: 50 percent of the allocation based on the institution's prior year base allocation and 50 percent on the results of the FY2013 allocation framework. The FY2013 college and university allocations distributed through the allocation framework can be found in the supplemental materials. The balance of the basic allocation supports the customized training network (\$9 million) and \$2 million is anticipated invested treasury earnings.

It is recommended that \$15.6 million (including the new appropriation for leveraged equipment noted below) be allocated for priority allocations that are used to drive compelling educational interests. FY2013 priority allocations include \$9.8 million for access and opportunity activities and \$3.9 million for the centers of excellence. Legislative priorities totaling \$1.5 million are directed to Range vocational education, economic development E-Folio, community energy pilots, and Cook County higher education.

State funds support systemwide programs, the Learning Network of Minnesota, and the system office. The systemwide programs are supported by \$43.0 million and include Attorney General services, Debt Service, Enterprise Technology, Leadership Transition, Repair and Replacement, System Audit program, PALS, Firefighter Subsidy, and Farm Business/Small Business Tuition Subsidy. The Learning Network of Minnesota has been appropriated \$4.1 million. The budget of the system office receives \$33.1 million in state support. Detailed information can be found in the supplemental materials on the master green sheet.

**Leveraged Equipment Program**

Minnesota State College and Universities received a \$457,000 one-time appropriation for leveraged equipment during the 2013 legislative session. These funds must be spent on educational equipment in programs that “produce graduates with skills for which there is a high employer need in the state.” The funds will be distributed to colleges and universities through a grant application process. A one-to-one cash match will be required. The goal is to have the funds awarded by September and the equipment purchased and installed by January, 2013.

**FY2013 Proposed General Fund Budget**

Table 9 details the proposed general fund budget. Highlights include:

- General fund revenues are expected to increase by \$21.1 million (1.4 percent) to \$1,515.2 billion in FY2013.
- The proposed budget assumes \$545.8 million in state appropriation revenues. This includes \$545.4 million in operating funds and \$457 thousand in one-time leveraged equipment funding.
- Tuition receipts are expected to account for \$849.0 million (55 percent) of total general fund revenue, an increase of \$27.0 million from prior year levels.
- General fund expenses are expected to increase by \$28.7 million (1.9 percent) to \$1,512.2 billion in FY2013.
- The proposed general fund budget includes the use of \$14.2 million in general fund balance.
- A relatively small \$3 million (0.2 percent) fund balance is projected at the end of the fiscal year.

**Table 9**

**Minnesota State Colleges and Universities  
FY2013 General Fund Proposed Budget  
(\$ in millions)**

	<b>FY 2012 Current Budget</b>	<b>FY2013 Proposed Budget</b>	<b>\$ Change</b>	<b>% Change</b>
<b>Revenues</b>				
State appropriation	\$545.4	\$545.8	\$0.5	0.1%
Tuition	\$822.0	\$849.0	\$27.0	3.3%
Other revenues	\$112.2	\$106.2	(\$6.0)	-5.4%
Programmed fund balance	\$14.5	\$14.2	(\$0.3)	-2.1%
<b>Total budgeted revenues</b>	<b>\$1,494.1</b>	<b>\$1,515.2</b>	<b>\$21.1</b>	<b>1.4%</b>
<b>Expenses</b>				
Compensation	\$1,092.1	\$1,117.4		2.3%
Other operating costs	\$391.4	\$394.8		0.8%
<b>Total budgeted expenses</b>	<b>\$1,483.5</b>	<b>\$1,512.2</b>	<b>\$28.7</b>	<b>1.9%</b>
<b>Budget balance</b>	<b>\$10.6</b>	<b>\$3.0</b>		

## **CONCLUSION**

### **Advancing the Goals of the Strategic Framework**

The FY2013 operating budget is designed to advance the goals of the Strategic Framework. Tuition increases have been held to modest levels, coming in under legislative caps and Board established limits. To cushion the impact of state funding cuts and to keep tuition affordable, colleges and universities have implemented new strategies to improve efficiency and productivity, ensuring that the colleges and universities continue to provide the highest value and most affordable option for Minnesotans. Across the state, efforts are being made to build partnerships with business, industry and communities. Investments are being made to improve the quality of education and ensure access to extraordinary education for all Minnesotans.



**RECOMMENDED COMMITTEE MOTION:**

The Finance and Facilities Committee recommends that the Board of Trustees adopt the following motion:

- a. Adopt the annual total operating budget for FY2013 in Table 6. Pursuant to Board Policy 5.9, the Board of Trustees will be periodically provided systemwide budget updates for all funding sources on an exception reporting basis.
- b. Approve the proposed tuition structure recommendations for FY2013 as detailed in Attachments 1A through 1E.
- c. All tuition increases are effective Summer Term or Fall Term 2012 at the discretion of the president. The chancellor is authorized to approve tuition structures for new courses or programs proposed after this date, as well as any required technical adjustments, and is requested to incorporate any approvals at the time FY2014 tuition recommendations are presented to the Board of Trustees.
- d. The Board of Trustees continues the policy of market-driven tuition for closed enrollment courses, customized training, and non-credit instruction, continuing education, and contract postsecondary enrollment option programs.
- e. Approve the Revenue Fund and related FY2013 fees for room and board, student union, wellness and recreation facilities, and parking ramps/surface lots as detailed in Attachments 2A through 2D, including any housing fees that the campuses may charge for occupancy outside the academic year. Approve the FY2013 fees structure for room and board for colleges who either own or manage student housing as detailed in Attachment 2E. The chancellor is authorized to approve fee structures for any new revenue fund programs as well as any technical adjustments, and is requested to incorporate any approvals at the time FY2014 recommendations are presented to the Board of Trustees.
- f. Approve Attachment 3 authorizing for Minnesota State University Moorhead to charge a Residential Learning Community fee beginning Fall 2012.
- g. Approve a tuition waiver for courses in Northland Community and Technical College's Unmanned Aerial Systems (UAS) program that have a prefix of UAST. This waiver is approved for cohort 1 for summer term 2012, fall semester 2012, and a prorated portion for spring semester 2013. The waiver is also approved for cohort 2 for spring semester 2013, fall semester 2013, spring semester 2014, and a prorated portion of fall semester 2014.

**RECOMMENDED BOARD OF TRUSTEES MOTION:**

- a. Adopt the annual total operating budget for FY2013 in Table 6. Pursuant to Board Policy 5.9, the Board of Trustees will be periodically provided systemwide budget updates for all funding sources on an exception reporting basis.
- b. Approve the proposed tuition structure recommendations for FY2013 as detailed in Attachments 1A through 1E.
- c. All tuition increases are effective Summer Term or Fall Term 2012 at the discretion of the president. The chancellor is authorized to approve tuition structures for new courses or programs proposed after this date, as well as any required technical adjustments, and is requested to incorporate any approvals at the time FY2014 tuition recommendations are presented to the Board of Trustees.
- d. The Board of Trustees continues the policy of market-driven tuition for closed enrollment courses, customized training, non-credit instruction, continuing education, and contract postsecondary enrollment option programs.
- e. Approve the Revenue Fund and related FY2013 fees for room and board, student union, wellness and recreation facilities, and parking ramps/surface lots as detailed in Attachments 2A through 2D, including any housing fees that the campuses may charge for occupancy outside the academic year. Approve the FY2013 fees structure for room and board for colleges who either own or manage student housing as detailed in Attachment 2E. The chancellor is authorized to approve fee structures for any new revenue fund programs as well as any technical adjustments, and is requested to incorporate any approvals at the time FY2014 recommendations are presented to the Board of Trustees.
- f. Approve Attachment 3 authorizing for Minnesota State University Moorhead to charge a Residential Learning Community fee beginning Fall 2012.
- g. Approve a tuition waiver for courses in Northland Community and Technical College's Unmanned Aerial Systems (UAS) program that have a prefix of UAST. This waiver is approved for cohort 1 for summer term 2012, fall semester 2012, and a prepared portion for spring semester 2013. The waiver is also approved for cohort 2 for spring semester 2013, fall semester 2013, spring semester 2014, and a prorated portion of fall semester 2014.

*Date presented to the Board of Trustees: June 20, 2012*

**Minnesota State Colleges and Universities  
Resident Undergraduate (UG) Tuition Rates for FY2013**

<b>Institution</b>	<b>FY2012 TUITION RATE PER CREDIT</b>	<b>FY2013 \$ INCREASE PER CREDIT MAX</b>	<b>FY2013 TUITION RATE PER CREDIT</b>	<b>FY2013 Annual Change (30 credits)</b>
--------------------	---	--	---	--

<b>STATE COLLEGES</b>				
Alexandria TCC	154.74	5.81	160.55	174.30
Anoka Ramsey CC	139.38	5.58	144.96	167.40
Anoka TC	160.57	6.42	166.99	192.60
Central Lakes College	152.98	6.12	159.10	183.60
Century College	154.80	5.80	160.60	174.00
Dakota County TC	163.23	5.72	168.95	171.60
Fond du Lac Tribal & CC	152.79	6.11	158.90	183.30
Hennepin TC	151.10	5.60	156.70	168.00
Inver Hills CC	155.00	4.00	159.00	120.00
Lake Superior College	141.59	5.66	147.25	169.80
Minneapolis College	150.75	4.50	155.25	135.00
Minnesota SC - Southeast Technical	161.26	6.05	167.31	181.50
Minnesota State College	155.40	5.40	160.80	162.00
Minnesota West College	164.95	6.60	171.55	198.00
Normandale CC	156.79	4.70	161.49	141.00
North Hennepin CC	159.49	5.59	165.08	167.70
Northeast Higher Ed District				
Hibbing College	151.56	6.06	157.62	181.80
Itasca CC	151.56	6.06	157.62	181.80
Mesabi Range College	151.56	6.06	157.62	181.80
Rainy River CC	151.56	6.06	157.62	181.80
Vermilion CC	151.56	6.06	157.62	181.80
Northland College	158.66	6.34	165.00	190.20
Northwest Technical College-Bemidji	168.00	5.00	173.00	150.00
Pine TC	147.98	5.18	153.16	155.40
Ridgewater College	155.10	6.20	161.30	186.00
Riverland College	158.65	5.95	164.60	178.50
Rochester College	158.55	5.55	164.10	166.50
Saint Paul College	155.64	6.07	161.71	182.10
St. Cloud TCC	154.28	4.63	158.91	138.90
South Central College	155.00	6.20	161.20	186.00

<b>STATE UNIVERSITIES</b>				
Metropolitan SU	200.92	10.05	210.97	301.50
St. Cloud SU	209.50	9.95	219.45	298.50

**Minnesota State Colleges and Universities  
Resident Undergraduate (UG) Banded Tuition Rates for FY2013**

Institution	Credits	FY2012 Banded Tuition Rate	FY2013 \$ Increase	FY2013 Banded Tuition Rate	FY2013 Annual Change (30 credits)
Bemidji SU	1-11	\$241.40	\$8.45	\$249.85	
	12-18	\$3,451.75	\$120.75	\$3,572.50	\$242
	19+	\$3,451.75+\$241.40/credit		\$3,572.50+\$249.85/credit	
Minnesota SU Moorhead	1-11	\$211.84	\$10.59	\$222.43	
	12-19	\$3,284.00	\$165.00	\$3,449.00	\$330
	20+	\$3,284+\$211.84/credit		\$3449 + \$222.43/credit	
Minnesota SU, Mankato	1-11	\$249.85	\$12.49	\$262.34	
	12-18	\$3,175.04	\$158.75	\$3,333.79	\$318
	19+	\$3,175.04+\$320/credit		\$3,333.79 + \$320/credit	
Southwest MN SU	1-11	\$216.25	\$9.95	\$226.20	
	12-18	\$3,339.25	\$153.65	\$3,492.90	\$307
	19+	\$3,339.25+\$216.25/credit		3492.90+226.20/credit	
Winona SU	1-11	\$220.40	\$6.60	\$227.00	
	12-18	\$3,333.00	\$100.00	\$3,433.00	\$200
	19+	\$3,333+\$220.40/credit		\$3,433+\$227.00/credit	

**Minnesota State Colleges and Universities  
Resident Graduate (GR) Tuition Rates for FY2013**

<b>Institution</b>	<b>FY2012 TUITION RATE PER CREDIT</b>	<b>FY2013 \$ INCREASE PER CREDIT</b>	<b>FY2013 TUITION RATE PER CREDIT</b>	<b>FY2013 Annual Impact on a Full Time Student (20 credits)</b>
--------------------	---	--	---	---

**Masters**

Bemidji SU	\$343.45	\$12.05	\$355.50	\$241.00
Metropolitan SU	\$311.74	\$15.59	\$327.33	\$311.80
Minnesota SU Moorhead	\$311.57	\$15.58	\$327.15	\$311.60
Minnesota SU, Mankato	\$328.55	\$16.43	\$344.98	\$328.60
Southwest Minnesota SU	\$336.10	\$15.40	\$351.50	\$308.00
St. Cloud SU	\$319.55	\$15.15	\$334.70	\$303.00
Winona SU	\$339.25	\$10.20	\$349.45	\$204.00

**Doctoral**

<b>Institution/Program</b>	<b>FY2012 TUITION RATE PER CREDIT</b>	<b>FY2013 \$ INCREASE PER CREDIT</b>	<b>FY2013 TUITION RATE PER CREDIT</b>	<b>FY2013 Annual Impact on a Full Time Student (20 credits)</b>
----------------------------	---	--	---	---

Metropolitan SU - Nursing (DNP)	\$771.75	\$38.50	\$810.25	\$770.00
Metropolitan SU - College of Mgmt (DBA)	\$802.50	\$40.13	\$842.63	\$802.60
Minnesota SU Moorhead - Nursing (DNP)	\$771.75	\$38.50	\$810.25	\$770.00
Minnesota SU, Mankato - Nursing (DNP)	\$771.75	\$38.50	\$810.25	\$770.00
Minnesota SU, Mankato - Psychology (Psy D)	\$476.96	\$23.85	\$500.81	\$477.00
Minnesota SU, Mankato - Education (CSP)	\$476.96	\$23.85	\$500.81	\$477.00
Minnesota SU, Mankato - Ed Ldrship	\$476.96	\$23.85	\$500.81	\$477.00
St. Cloud SU - Education, Administration and Leadership	\$500.00	\$25.00	\$525.00	\$500.00
St. Cloud SU-Education, Higher Education Maple Grove	\$550.00	\$50.00	\$600.00	\$1,000.00
Winona SU - Nursing (DNP)	\$771.75	\$38.50	\$810.25	\$770.00
Winona SU - Nursing (DNP) WSU Only	new	0.00	625.00	\$0.00

**Minnesota State Colleges and Universities  
Program and Course Tuition Rates for FY2013**

Institution	Program/Course Name	FY2012 Tuition Rate Per Credit	FY2013 \$ Increase Per Credit	FY2013 Tuition Rate Per Credit
<b>PROGRAMS:</b>				
Alexandria TCC	Law Enforcement Skills	207.00	7.77	214.77
Alexandria TCC	Law Enforcement Skills - SCSU	217.00	8.14	225.14
Alexandria TCC	Online	199.00	0.00	199.00
Anoka-Ramsey	Nursing	179.26	7.17	186.43
Anoka-Ramsey	Online Media Code 03	175.74	7.03	182.77
Anoka TC	Judicial Reporting/Broadcast Captioning AAS	266.56		266.56
Anoka TC	Surgical Technologist	200.57	8.02	208.59
Anoka TC	LPN	180.57	7.22	187.79
Anoka TC	Welding	180.57	7.22	187.79
Anoka TC	Online	175.00	7.00	182.00
Bemidji State University	Nursing (NRSG)	266.40	8.45	274.85
Bemidji State University	Tech Studies: Off- Campus and On-Line (TADT and TADD)	256.40	8.45	264.85
Bemidji State University	Tech Studies: On Campus (TADT)	266.40	8.45	274.85
Bemidji State University	Art and Design (TADD)	new		274.85
Bemidji State University	Mass Communications Department (MASC)	261.40	8.45	269.85
Bemidji State University	Music (MUSC)	256.40	8.45	264.85
Bemidji State University	Biology (BIOL)	256.40	8.45	264.85
Bemidji State University	Professional Education; Upper Division (ED)	new		264.85
Bemidji State University	Extended Learning Courses (off-campus or guided self-directed)	251.40	8.45	259.85
Bemidji State University	Online/Distance Courses	271.40	8.45	279.85
Central Lakes College	Horticulture and Landscape	172.98	6.12	179.10
Central Lakes College	Child Development	New		164.10
Central Lakes College	Dental Assistant	175.98	28.12	204.10
Central Lakes College	Occupational Skills	162.98	6.12	169.10
Central Lakes College	Medical Assistant	163.98	20.12	184.10
Central Lakes College	AD Nursing	166.98	27.12	194.10
Central Lakes College	Nursing Assistant	New		184.10
Central Lakes College	Practical Nursing	171.98	17.12	189.10
Central Lakes College	Criminal Justice	New		169.10
Central Lakes College	Automotive Technology	172.98	6.12	179.10
Central Lakes College	Communication Art & Design	157.98	26.12	184.10
Central Lakes College	Diesel Mechanics	192.98	6.12	199.10
Central Lakes College	Heavy Equipment	167.98	21.12	189.10
Central Lakes College	Machine Trades	167.98	6.12	174.10
Central Lakes College	Marine & Small Engines	162.98	16.12	179.10
Central Lakes College	Photo Imaging	157.98	21.12	179.10
Central Lakes College	Robotics	New		164.10
Central Lakes College	Videography	187.98	11.12	199.10
Central Lakes College	Welding	187.98	6.12	194.10
Central Lakes College	Online Courses	187.98	1.12	189.10
Central Lakes College	Farm Business Management	155.44	6.00	161.44

Century College	Online Courses	178.30	6.70	185.00
Century College	Nursing	187.80	7.05	194.85
Century College	Dental Assisting	178.00	6.65	184.65
Century College	Dental Hygiene	178.00	6.65	184.65
Century College	Orthotic Practitioner & Prosthetic Practitioner	178.00	6.65	184.65
Century College	Orthotic Technician & Prosthetic Technician	178.00	6.65	184.65

Dakota County TC	Heavy Construction Equipment Technology	168.68	5.27	173.95
Dakota County TC	Concrete and Masonry Technology	173.68	5.27	178.95
Dakota County TC	Welding Technology	173.68	5.27	178.95
Dakota County TC	Heavy Duty Truck Technology	168.68	5.27	173.95
Dakota County TC	Practical Nursing (New program rate)	New	0.00	205.98
Dakota County TC	Online courses	178.68	5.27	183.95

Hennepin Technical College	Child Dev	153.10	5.60	158.70
Hennepin Technical College	Law Enforcement Skills	226.05	5.60	231.65
Hennepin Technical College	Audio	New	35.60	186.70
Hennepin Technical College	Online courses	167.20	5.60	172.80
Hibbing Community College	Law Enforcement Skills: On Campus	242.80	9.71	252.51
Hibbing Community College	Law Enforcement Skills: Off Campus-Brainerd/Worthington	271.23	10.85	282.08
Hibbing Community College	Law Enforcement Skills: Off Campus-Mankato	259.20	10.37	269.57

Itasca Community College	Nursing	173.84	6.95	180.79
Itasca Community College	All courses offered via onlin (excluding any courses/programs with a differential tuition rate)	176.56	6.06	182.62

Inver Hills Community College	Nursing	184.00	4.00	188.00
Inver Hills Community College	Online courses	165.00	4.00	169.00

Lake Superior College	Architectural Drafting	161.59	6.46	168.05
Lake Superior College	Engineering CAD	161.59	6.46	168.05
Lake Superior College	Media Production	161.59	6.46	168.05
Lake Superior College	Building Construction	171.59	6.86	178.45
Lake Superior College	Civil Engineering Technology	171.59	6.86	178.45
Lake Superior College	Computer Information Systems	171.59	6.86	178.45
Lake Superior College	Commerical and Residential Wiring	171.59	6.86	178.45
Lake Superior College	Electronics/Industrial Controls	171.59	6.86	178.45
Lake Superior College	Truck Driving	171.59	6.86	178.45
Lake Superior College	Auto Body	181.59	7.26	188.85
Lake Superior College	Auto Service	181.59	7.26	188.85
Lake Superior College	Integrated Manufacturing	181.59	7.26	188.85
Lake Superior College	Machine Tool	181.59	7.26	188.85
Lake Superior College	Welding	181.59	7.26	188.85
Lake Superior College	Fire Technology	181.59	7.26	188.85
Lake Superior College	Massage Therapy	186.59	7.46	194.05
Lake Superior College	Nursing (NURS)	206.59	8.26	214.85
Lake Superior College	Physical Therapy Assistant	186.59	7.46	194.05
Lake Superior College	Practical Nursing (NUPN)	206.59	8.26	214.85
Lake Superior College	PN Moblility	206.59	8.26	214.85
Lake Superior College	Respiratory Care Practitioner	186.59	7.46	194.05
Lake Superior College	Dental Hygiene	191.59	7.66	199.25
Lake Superior College	Medical Assistant	186.59	7.46	194.05
Lake Superior College	Medical Laboratory Technician	186.59	7.46	194.05
Lake Superior College	Diagnostic Medical Songraphy	201.59	8.06	209.65
Lake Superior College	Radiological Technician	191.59	7.66	199.25
Lake Superior College	Nursing Assistant	156.59	6.26	162.85

Lake Superior College	Surgical Technician	186.59	7.46	194.05
Lake Superior College	All Online courses	176.99	7.08	184.07
Mesabi Range College	Maintenance Mechanics	154.68	7.73	162.41
Mesabi Range College	Welding (AWS Certification)	159.36	7.97	167.33
Mesabi Range College	Graphic Arts	156.76	9.41	166.17
Mesabi Range College	Paramedic	161.96	8.10	170.06
Mesabi Range College	All courses offered via online (excluding any courses/programs with a differential tuition rate)	176.56	6.06	182.62
Metropolitan SU	Law Enforcement Skills	396.80	19.84	416.64
Metropolitan SU	BSN Nursing program	262.69	13.13	275.82
Metropolitan SU	MSN Nursing program	404.35	20.22	424.57
Metropolitan SU	Online - Graduate	410.01	20.50	430.51
Metropolitan SU	Online - Undergraduate	268.22	13.41	281.63
Metropolitan SU	Wound, Ostomy, Continence MSN specialty track	535.37	26.77	562.14
Metropolitan SU	BS Dental Hygiene	262.69	13.13	275.82
Metropolitan SU	Oral Health Care Practitioner	404.35	20.22	424.57
Minneapolis College	Online Courses	175.10	4.50	179.60
Minneapolis College	Screen Writing	225.85	4.50	230.35
Minneapolis College	Nursing	183.85	4.50	188.35
Minneapolis College	Film and Video	225.85	4.50	230.35
Minneapolis College	Sound Arts	225.85	4.50	230.35
Minneapolis College	Air Traffic Control	225.85	4.50	230.35
Minnesota SC-Southeast Technical	Truck Driving (TRDR)	191.26	16.05	207.31
Minnesota SC-Southeast Technical	Welding Technologies (WELD)	181.26	16.05	197.31
Minnesota SC-Southeast Technical	Machine Tool & Die (MTDM)	171.26	6.05	177.31
Minnesota SC-Southeast Technical	Auto Body Collision Technology (ABCT)	171.26	6.05	177.31
Minnesota SC-Southeast Technical	Automotive Technology (AUTO)	171.26	6.05	177.31
Minnesota SC-Southeast Technical	Heating,ventilation,Air Conditioning & refridgeration(HVAC)	171.26	6.05	177.31
Minnesota SC-Southeast Technical	Electronics Technology (ELEC)	171.26	6.05	177.31
Minnesota SC-Southeast Technical	Comp 2510 Introduction to Computers	171.26	6.05	177.31
Minnesota SC-Southeast Technical	Chem 2518 General, Organic, & Biochemistry I	171.26	6.05	177.31
Minnesota SC-Southeast Technical	BIOL 2512 Anatomy & Physiology II	171.26	6.05	177.31
Minnesota SC-Southeast Technical	BIOL 2511 Anatomy & Physiology I	171.26	6.05	177.31
Minnesota SC-Southeast Technical	COMP 2525 Computers: Issues and Applications II	171.26	6.05	177.31
Minnesota SC-Southeast Technical	COMP 2520 Introduction to Graphic Design	171.26	6.05	177.31
Minnesota SC-Southeast Technical	HUMA 2540 Introduction to Multimedia and Digital Arts	171.26	6.05	177.31
Minnesota SC-Southeast Technical	HUMA 2525 Digital Photography	171.26	6.05	177.31
Minnesota SC-Southeast Technical	HUMA 2520 Film Studies	171.26	6.05	177.31
Minnesota SC-Southeast Technical	BIOL 2501 Introduction to Biology	171.26	6.05	177.31
Minnesota SC-Southeast Technical	BIOL 2530 Microbiology	171.26	6.05	177.31
Minnesota SC-Southeast Technical	CHEM 2522 Environmental Chemistry	171.26	6.05	177.31
Minnesota SC-Southeast Technical	CHEM 2525 Introduction to Forensic Science	171.26	6.05	177.31
Minnesota SC-Southeast Technical	Practical Nursing (HEAL)	181.26	6.05	187.31
Minnesota SC-Southeast Technical	Nurse Mobility (NURS)	181.26	6.05	187.31
Minnesota SC-Southeast Technical	INDS 1628 Introduction to Welding Technologies	181.26	6.05	187.31
Minnesota SC-Southeast Technical	INDS 1629 Welding Technologies II	181.26	6.05	187.31
Minnesota SC-Southeast Technical	INDS 1630 Welding Technologies III	181.26	6.05	187.31
Minnesota SC-Southeast Technical	INDS 1632 Oxy-Fuel Welding Fundamentals	181.26	6.05	187.31
Minnesota SC-Southeast Technical	Musical String Instrument Repair (MSIR)	181.26	6.05	187.31
Minnesota SC-Southeast Technical	Band Instrument Repair (BIRT)	181.26	6.05	187.31
Minnesota SC-Southeast Technical	Online Tuition	186.26	6.05	192.31
Minnesota State C&TC	Electrical Lineworker	185.40	5.40	190.80



Minnesota State C&TC	Dental Assisting	199.75	0.00	199.75
Minnesota State C&TC	Radiology Technician	185.40	5.40	190.80
Minnesota State C&TC	Nursing RN	199.75	0.00	199.75
Minnesota State C&TC	Nursing LPN	199.75	0.00	199.75
Minnesota State C&TC	Nursing Assistant	165.40	5.40	170.80
Minnesota State C&TC	Online Programs	199.00	0.00	199.00
Minnesota State C&TC	Dental Hygiene	199.75	0.00	199.75

Minnesota SU Moorhead	Athletic Training (all AT rubric courses except 120, 210, 420, 460)	236.84	10.59	247.43
Minnesota SU Moorhead	Chemistry (all CHEM rubric courses except 102, 105, 304)	226.84	10.59	237.43
Minnesota SU Moorhead	Construction Management (all CM rubric courses)	217.84	10.59	228.43
Minnesota SU Moorhead	Counseling & Student Affairs (master's)	375.00	15.58	390.58
Minnesota SU Moorhead	Engineering (all ENG rubric courses)	217.84	10.59	228.43
Minnesota SU Moorhead	Graphic Communications (all GCOM courses rubric except 150, 152, 452, 469)	226.84	25.59	252.43
Minnesota SU Moorhead	Mass Communications (all MC rubric courses)	219.34	10.59	229.93
Minnesota SU Moorhead	Nursing (graduate)	361.57	15.58	377.15
Minnesota SU Moorhead	Online/Distance Courses (on-line, package, ITV, & off-campus)	266.84	10.59	277.43
Minnesota SU Moorhead	Physical Education (all PE rubric courses)	varied	15.59	227.43
Minnesota SU Moorhead	School Psychology (master's); PSY 517, 601, 611, 613, 620, 621, 622, 633, 634, 635, 641, 642, 699, 723, 724, 728, 744	425.00	0.00	425.00
Minnesota SU Moorhead	School Psychology (master's); PSY 696, 698, 701, 760, 791, 796, 798	375.00	50.00	425.00
Minnesota SU Moorhead	Speech-Language Pathology (master's)	369.00	15.58	384.58
Minnesota SU Moorhead	Technology (all TECH rubric courses)	217.84	10.59	228.43

Minnesota SU, Mankato	On Campus MBA Program	528.55	16.43	544.98
Minnesota SU, Mankato	Twin Cities MBA Program	660.55	16.43	676.98
Minnesota SU, Mankato	Twin Cities MPA Program	388.15	16.43	404.58
Minnesota SU, Mankato	Twin Cities undergraduate courses (resident)	299.85	12.49	312.34
Minnesota SU, Mankato	Twin Cities Graduate courses (resident)	378.55	16.43	394.98
Minnesota SU, Mankato	Masters of Social Work (MSW)	378.55	16.43	394.98
Minnesota SU, Mankato	Master in Science in Teaching & Learning (For Professional Development contract only)	200.00	0.00	200.00
Minnesota SU, Mankato	Graduate Teacher Licensure	378.55	16.43	394.98

Minnesota West CC/TC	Truck Driving	256.23	6.60	262.83
Minnesota West CC/TC	Farm Business Management	167.45	6.60	174.05

Normandale CC	Global Career Development Facilitator Program	172.19	0.00	172.19
Normandale CC	Online tuition rate	177.59	3.90	181.49

North Hennepin CC	Nursing	184.19	5.59	189.78
North Hennepin CC	Online Courses	172.09	5.87	177.96

Northland College	Cardiovascular Tech	178.66	11.34	190.00
Northland College	Commercial Vehicle Operations	278.00	11.12	289.12
Northland College	Fire Technology	178.66	11.34	190.00
Northland College	Fire Fighter-Paramedic	178.66	11.34	190.00
Northland College	Occupational Therapy Assistant	178.66	11.34	190.00
Northland College	Nusing Assistant (course HLTH 1110)	178.66	11.34	190.00
Northland College	Paramedicine	178.66	11.34	190.00
Northland College	Pharmacy Technology	178.66	11.34	190.00
Northland College	Physical Therapist Assistant	178.66	11.34	190.00
Northland College	Practical Nursing	178.66	11.34	190.00

Northland College	Radiologic Technology	178.66	11.34	190.00
Northland College	Registered Nurse	178.66	11.34	190.00
Northland College	Respiratory Therapist	178.66	11.34	190.00
Northland College	Surgical Technology	178.66	11.34	190.00
Northland College	Phlebotomy	178.66	11.34	190.00
Northland College	EMT Basic	178.66	11.34	190.00
Northland College	Distance/Online Courses	199.00	0.00	199.00
Northland College	Farm Business Management	160.87	6.43	167.30
Northland College	UAS	300.00	0.00	300.00
Northland College	UAS-spring semester 2013 only	0.00	182.93	182.93
Northland College	Imagery Analyst - NEW program	0.00	300.00	300.00
Northland College	Aviation	190.42	7.62	198.04

Northwest Technical College - Bemidji	Auto Machinist	197.25	5.75	203.00
Northwest Technical College - Bemidji	Automotive Service Technology	179.50	5.50	185.00
Northwest Technical College - Bemidji	Nursing	179.50	5.50	185.00
Northwest Technical College - Bemidji	Dental Assistant	179.50	5.50	185.00
Northwest Technical College - Bemidji	HVAC Residential Plumbing	179.50	5.50	185.00
Northwest Technical College - Bemidji	Construction Electricity	179.50	5.50	185.00
Northwest Technical College - Bemidji	Model Making	179.50	5.50	185.00
Northwest Technical College - Bemidji	Distance/On-line courses	199.00	0.00	199.00

Pine TC	Gunsmithing (GTSP)	157.98	5.18	163.16
Pine TC	Manufacturing (MTTP)	152.98	5.18	158.16
Pine TC	Nursing (HEOP, PRSG, NURS)	167.98	21.93	189.91
Pine TC	Early Childhood Development (CDEV)	149.98	5.18	155.16

Rainy River Community College	Industrial Technology	173.84	6.95	180.79
Rainy River Community College	Nursing	173.84	6.95	180.79
Rainy River Community College	Online courses (excluding any courses/programs with a differential tuition rate)	176.56	6.06	182.62

Ridgewater College	Online tuition	180.92	4.08	185.00
--------------------	----------------	--------	------	--------

Riverland College	Truck Driving	258.65	5.95	264.60
Riverland College	Farm Business Management	161.15	5.95	167.10
Riverland College	Independent Studies	233.65	5.95	239.60
Riverland College	A.D. Nursing	188.65	10.95	199.60
Riverland College	Online Courses	188.65	5.95	194.60
Riverland College	Cisco Network Associate Program	183.65	5.95	189.60
Riverland College	Microsoft Systems Administrator	183.65	5.95	189.60
Riverland College	Microsoft Systems Engineer	183.65	5.95	189.60
Riverland College	Multimedia	183.65	5.95	189.60
Riverland College	Web Page Design	183.65	5.95	189.60
Riverland College	Webmaster	183.65	5.95	189.60
Riverland College	Pharmacy Technician	188.65	5.95	194.60
Riverland College	Chemistry	new	9.08	167.73
Riverland College	Business Administration	new	8.45	167.10
Riverland College	Business & Office/Administrative Support	new	8.45	167.10

Riverland College	Accounting	new	8.45	167.10
Riverland College	Automobile Services	New	15.95	174.60
Riverland College	Construction Electrician	New	15.95	174.60
Riverland College	Wind Energy	New	15.95	174.60
Riverland College	Diesel	New	15.95	174.60
Riverland College	Industrial Machining	New	15.95	174.60
Riverland College	Collision Repair	New	15.95	174.60
Riverland College	Cosmetology	New	25.95	184.60
Riverland College	Massage Therapy	New	25.95	184.60
Riverland College	Radiography AAS	188.65	5.95	194.60

Rochester College	Online tuition differential - media codes 03, 12, 13	188.55	5.55	194.10
Rochester College	Hybrid Tuition differential - media code 09	New	20.55	179.10
Rochester College	Automobile Mechanics (AMT)	173.55	5.55	179.10
Rochester College	Computer Aided Drafting	178.55	5.55	184.10
Rochester College	Nursing AD	New	0.00	174.10
Rochester College	PNM	New	0.00	174.10
Rochester College	Equine Science (EQSC)	220.55	5.55	226.10
Rochester College	LAWE - Law enforcement	168.55	5.55	174.10
Rochester College	LAWE - Law enforcement Skills	262.55	26.55	289.10
Rochester College	Veterinary Assistant/Techician	168.55	5.55	174.10

South Central College	FBM	157.40	6.20	163.60
-----------------------	-----	--------	------	--------

Southwest Minnesota SU	Hospitality/Culinology Labs	242.50	9.95	252.45
Southwest Minnesota SU	Science Labs includes labs in Agronomy, Biology, Chemistry, Physics, Exercise Science and Environmental Science	232.00	9.95	241.95
Southwest Minnesota SU	Studio Art	232.00	9.95	241.95
Southwest Minnesota SU	Intro to Art/Elementary Art	223.60	9.95	233.55
Southwest Minnesota SU	ESL Licensure (Education undergraduate)	221.25	9.95	231.20
Southwest Minnesota SU	ESL Licensure (Education graduate)	341.10	15.40	356.50
Southwest Minnesota SU	Off Camp Grad Ed Learning Communities 13/14	New	0.00	360.00
Southwest Minnesota SU	Off Camp Grad Ed Learning Communities 12/13	350.00	0.00	350.00
Southwest Minnesota SU	Off camp Grad Education 12/13 (program tuition/semester)	100.00	0.00	100.00
Southwest Minnesota SU	Off Campus Education Graduate Program	392.15	7.85	400.00
Southwest Minnesota SU	Off Campus MBA & Management Graduate Program	392.15	7.85	400.00
Southwest Minnesota SU	Undergraduate Off Campus Programs	262.10	11.90	274.00
Southwest Minnesota SU	Undergraduate Online/Web courses	262.10	11.90	274.00
Southwest Minnesota SU	Graduate online/web courses	397.40	7.60	405.00

Saint Paul College	Respiratory Therapy	205.64	6.07	211.71
Saint Paul College	Online Tuition (Media Code 03 and 12)	175.64	6.07	181.71
Saint Paul College	Pre-Engineering	169.83	6.07	175.90

St. Cloud TCC	Dental Hygiene	178.50	5.36	183.86
St. Cloud TCC	Dental Assisting	178.50	5.36	183.86
St. Cloud TCC	Invasive Cardiovascular Technology	178.50	5.36	183.86
St. Cloud TCC	Sonography	178.50	5.36	183.86
St. Cloud TCC	Paramedicine	178.50	5.36	183.86
St. Cloud TCC	Associate Degree of Nursing	206.00	6.18	212.18
St. Cloud TCC	Surgical Technology	178.50	5.36	183.86
St. Cloud TCC	LPN	178.50	5.36	183.86
St. Cloud TCC	Online Courses with Media Code 03, 12, or 13	192.86	0.00	192.86

St. Cloud SU	Twin Cities Graduate Center MBA	725.00	25.00	750.00
St. Cloud SU	St. Cloud MBA	509.25	25.75	535.00

St. Cloud SU	Undergraduate Nursing	236.65	9.95	246.60
St. Cloud SU	Master of Engineering Management	550.00	25.00	575.00
St. Cloud SU	Master of Regulatory Affairs and Services	750.00	0.00	750.00
St. Cloud SU	Master of Applied Clinical Research	750.00	0.00	750.00
St. Cloud SU	Off Campus or on-line Behavioral Analysis	477.75	22.75	500.50
St. Cloud SU	Off Campus North Branch Cohort Undergraduate	247.80	11.80	259.60
St. Cloud SU	Off Campus North Branch Cohort Graduate	364.60	17.40	382.00
St. Cloud SU	Off Campus Workshop Undergraduate	247.80	11.80	259.60
St. Cloud SU	Off Campus Workshop Graduate	364.60	17.40	382.00
St. Cloud SU	Correctional Facility Undergraduate Education	209.50	9.95	219.45
St. Cloud SU	Off Campus Undergraduate	247.80	11.80	259.60
St. Cloud SU	Off Campus Graduate	364.60	17.40	382.00
St. Cloud SU	Off Campus Undergraduate Continuing Education	272.50	12.95	285.45
St. Cloud SU	Off Campus Graduate Continuing Education	381.80	18.20	400.00
St. Cloud SU	Off Campus Undergraduate ITV Continuing Education	272.50	12.95	285.45
St. Cloud SU	Off Campus Graduate ITV Continuing Education	381.80	18.20	400.00
St. Cloud SU	On-Line Department or Continuing Studies Undergraduate	289.55	13.75	303.30
St. Cloud SU	On-Line Department or Continuing Studies Graduate	397.35	18.90	416.25
St. Cloud SU	Masters Information Assurance	575.00	0.00	575.00
St. Cloud SU	Art	238.00	9.95	247.95
St. Cloud SU	Mass Communication	234.50	9.95	244.45

Winona SU	International Institutes	450.00	0.00	450.00
Winona SU	Math Sciences Teaching Academy-Graduate	125.00	0.00	125.00
Winona SU	Early Childhood Special Education (Rochester)-Graduate	375.00	0.00	375.00
Winona SU	Study Abroad Program	400.00	50.00	450.00
Winona SU	Travel Studies Program	400.00	0.00	400.00
Winona SU	Criminal Justice - Rochester Campus	250.00	0.00	250.00
Winona SU	Teacher Preparation Collaborative Certificate-Graduate	400.00	0.00	400.00
Winona SU	Professional Development for Educators	125.00	0.00	125.00
Winona SU	Undergraduate Nursing Program	244.00	18.00	262.00
Winona SU	Graduate Nursing Program	387.00	26.45	413.45
Winona SU	Acute Care Nurse Practitioner-Graduate	New		750.00

<b>COURSES:</b>
-----------------

Alexandria TCC	Scalable Network Design	189.97	7.13	197.10
Alexandria TCC	Remote Access Solutions	189.97	7.13	197.10
Alexandria TCC	Multilayer LAN Switching	189.97	7.13	197.10
Alexandria TCC	Internetwork Troubleshooting	189.97	7.13	197.10
Alexandria TCC	Psychiatric Clinical	180.49	6.77	187.26
Alexandria TCC	Medical Clinical	180.49	6.77	187.26
Alexandria TCC	Surgical Clinical	180.49	6.77	187.26
Alexandria TCC	OB/Peds Clinical	180.49	6.77	187.26
Alexandria TCC	Comprehensive Clinical I	180.49	6.77	187.26
Alexandria TCC	Comprehensive Clinical II	180.49	6.77	187.26
Alexandria TCC	Turning II	180.49	6.77	187.26
Alexandria TCC	Milling II	180.49	6.77	187.26
Alexandria TCC	CNC Machining Operations I	180.49	6.77	187.26
Alexandria TCC	CNC Machining Operations II	180.49	6.77	187.26
Alexandria TCC	Operation of Commercial Vehicle	276.30	10.78	287.08
Alexandria TCC	Concrete Site Prep	180.49	6.77	187.26
Alexandria TCC	Basics in Brick & Block	180.49	6.77	187.26
Alexandria TCC	Integrated Masonry Systems	180.49	6.77	187.26
Alexandria TCC	Integrated Concrete Systems	180.49	6.77	187.26
Alexandria TCC	Firearms/Officer Survival Tactics	239.08	8.97	248.05

Bemidji State University	Chem -General Chemistry I &II (CHEM 1111/1112)	246.40	8.45	254.85
Bemidji State University	Chem - Principles of Chemistry I & II (CHEM 2211/2212)	246.40	8.45	254.85
Bemidji State University	Chem - Organic Chemistry I & II (CHEM 3371/3372)	261.40	8.45	269.85
Bemidji State University	Chem - Allied Health Lab (CHEM 1110 )	251.40	8.45	259.85
Bemidji State University	Chem - Analytical Chem Lab	261.40	8.45	269.85
Bemidji State University	Chem - Biochemistry Lab I & II (CHEM 4471/4472/5471/5472)	256.40	8.45	264.85
Bemidji State University	Chem - Physical Chemistry Lab I & II (CHEM 4771/4772/5771/5772)	256.40	8.45	264.85
Bemidji State University	Chem - Inorganic Chem Lab I (CHEM 3871)	256.40	8.45	264.85
Bemidji State University	Chem - Instrmtl Analys Lab I (CHEM 4571)	256.40	8.45	264.85
Bemidji State University	PE -Athletic Training (PHED 3190/5190)	251.40	8.45	259.85
Bemidji State University	PE - Personal Training: Strength and Speed (PHED 4160/5160)	251.40	8.45	259.85
Bemidji State University	PE - Exercise Physiology & Nutrition (PHED 3300/5300)	251.40	8.45	259.85
Bemidji State University	Physics - Lab (PHYS 1101/1102/2101/2102)	246.40	8.45	254.85
Bemidji State University	Geology - Labs (GEOL 1110/1120/2110 /3120/3212/3500/3600/5120/5212/5500/5600)	246.40	8.45	254.85
Bemidji State University	Environmental -Thesis (ENVR 4990/6990)	358.45	12.05	370.50

Central Lakes College	BIOL 1404 - Human Biology	162.98	6.12	169.10
Central Lakes College	BIOL 1411 - Concepts of Biology	New		169.10
Central Lakes College	BIOL 1415 - Environmental Biology	New		169.10
Central Lakes College	BIOL 1431 - General Biology I	New		169.10
Central Lakes College	BIOL 1432 - General Biology II	New		169.10
Central Lakes College	BIOL 2411 - Biology of Women	New		169.10
Central Lakes College	BIOL 2417 - General Ecology Lab	New		169.10
Central Lakes College	BIOL 2457 - Microbiology	New		169.10
Central Lakes College	BIOL 2467 - Anatomy & Physiology I	New		169.10
Central Lakes College	BIOL 2468 - Anatomy & Physiology II	New		169.10
Central Lakes College	CHEM 1405 - Life Science Chemistry	New		169.10
Central Lakes College	CHEM 1424 - Chemical Principles I	157.98	11.12	169.10
Central Lakes College	CHEM 1425 - Chemical Principles II	157.98	11.12	169.10
Central Lakes College	CHEM 2472 - Organic Chemistry I	New		169.10
Central Lakes College	CHEM 2473 - Organic Chemistry II	New		169.10
Central Lakes College	ESCI 1405 - Astronomy	New		169.10
Central Lakes College	ESCI 1452 - Oceanography Lab	New		169.10
Central Lakes College	ESCI 1454 - Earth Science and the Environment	New		169.10
Central Lakes College	EMTS 1502 - Emergency Medical Technician	217.98	6.12	224.10
Central Lakes College	EMTS 1580 - Special Topics (ACLS)	152.98	121.12	274.10
Central Lakes College	PHED 1510 - Skiing/Snowboarding	222.98	6.12	229.10
Central Lakes College	PHED 1511 - Adv. Skiing/Snowboarding	222.98	6.12	229.10
Central Lakes College	PHED 1525 - Personal Protection Awareness	167.98	6.12	174.10
Central Lakes College	PHED 1534 - Beginning Golf	167.98	6.12	174.10
Central Lakes College	PHED 1541 - Bowling	197.98	6.12	204.10
Central Lakes College	AMSL 1412 - American Sign Language II	New		174.10
Central Lakes College	AMSL 2412 - American Sign Language IV	New		174.10
Central Lakes College	AMSL 2414 - Conversational ASL	New		234.10
Central Lakes College	ARTS 1401 Black & White Photo I	162.98	6.12	169.10
Central Lakes College	ARTS 1403 Color Photo I	162.98	6.12	169.10
Central Lakes College	ARTS 1596 Topics In Art	162.98	6.12	169.10

Dakota County TC	WOOD 1004 Woodworking	238.68	6.22	244.90
Dakota County TC	WOOD 1007 Methods of Fastening	238.68	6.22	244.90
Dakota County TC	WOOD 1010 Wood & Finishing Technology	238.68	6.22	244.90
Dakota County TC	WOOD 1012 Color Theory	238.68	6.22	244.90
Dakota County TC	WOOD 1015 Spot Repair I	238.68	6.22	244.90

Dakota County TC	WOOD 1019 Spot Repair II	238.68	6.22	244.90
Dakota County TC	WOOD 1021 Wood Refinishing	238.68	6.22	244.90
Dakota County TC	WOOD 1026 Advanced Finishing Techniques	238.68	6.22	244.90
Dakota County TC	WOOD 1032 Antique Furniture Conservation	238.68	6.22	244.90
Dakota County TC	WOOD 2050 Finishing New Wood	367.69	0.00	367.69
Dakota County TC	WOOD 2070 Marquetry and Repair	367.69	0.00	367.69
Dakota County TC	WOOD 2980 Restore Polychrome Coats	367.69	0.00	367.69
Dakota County TC	RRCC 1110 Railroad: Orientation	292.69	0.00	292.69
Dakota County TC	RRCC 1120 Railroad: Intro to Conductor Services	292.69	0.00	292.69
Dakota County TC	RRCC 1130 Railroad: Gen Code Op Rules	292.69	0.00	292.69
Dakota County TC	RRCC 1140 Railroad: Mechanical Ops	292.69	0.00	292.69
Dakota County TC	RRCC 1150 Railroad: Conductor Duties	292.69	0.00	292.69
Dakota County TC	RRCC 1160 Railroad: Equipment/Safety Standards	292.69	0.00	292.69
Dakota County TC	RRCC 2970 Railroad: Internship	292.69	0.00	292.69
Dakota County TC	MFGM 1150 Programmable Logic Controllers III	new	0.00	250.19
Dakota County TC	MFGM 1730 Systems Trouble-shooting	250.19	0.00	250.19
Dakota County TC	MFGM 1740 Hydraulics/Pneumatics	250.19	0.00	250.19
Dakota County TC	MFGM 1750 HVAC Basics	197.69	0.00	197.69
Dakota County TC	MFGM 1780 Programmable Logic Ctrls II	197.69	0.00	197.69
Dakota County TC	MFGM 1850 Green Manufacturing	197.69	0.00	197.69
Dakota County TC	MFGM 1860 Computer/Math for Techs	197.69	0.00	197.69
Dakota County TC	MFGM 1870 Industrial Electricity	182.69	0.00	182.69
Dakota County TC	MFGM 2110 Motor Controls	197.69	0.00	197.69
Dakota County TC	MFGM 2131 Programmable Logic Ctrls I	250.19	0.00	250.19
Dakota County TC	DENT 1145 Dental Materials	new	0.00	188.33
Dakota County TC	DENT 1250 Radiology	183.68	4.65	188.33
Dakota County TC	DENT 1260 Expanded Functions	183.68	4.65	188.33
Dakota County TC	MDAS 1125 Laboratory Skills I	new	0.00	185.43
Dakota County TC	MDAS 1131 Clinical Procedures I	new	0.00	185.43
Dakota County TC	MDAS 1140 Phlebotomy	179.68	5.75	185.43
Dakota County TC	MDAS 1223 Laboratory Skills II	new	0.00	185.43
Dakota County TC	MDAS 1231 Clinical Procedures II	new	0.00	185.43
Dakota County TC	ELEC 1240 Construction Skills and Intro to Wiring Lab	170.68	5.27	175.95
Dakota County TC	ELEC 2241 Industrial and Maintenance Wiring Theory and Lab	170.68	14.27	184.95
Dakota County TC	ELEC 2120 Electrical Apparatus Lab	new	0.00	175.95
Dakota County TC	ELEC 2251 Commercial Wiring Theory and Lab	170.68	5.27	175.95
Dakota County TC	ETSA 2543 Programmable Logic Controls (PLC) Fundamentals	new	0.00	184.95
Dakota County TC	ARES 1240 Auto Restoration-Skill Development	188.68	5.27	193.95
Dakota County TC	NANO 2140 Interdisciplinary Lab	193.68	5.27	198.95

Fond du Lac T&CC	Digital Photography	153.44	10.46	163.90
Fond du Lac T&CC	Introduction to Art	153.44	10.46	163.90
Fond du Lac T&CC	Painting	158.54	5.36	163.90
Fond du Lac T&CC	Ceramics	158.54	5.36	163.90
Fond du Lac T&CC	Drawing	158.54	5.36	163.90
Fond du Lac T&CC	Art Design	158.54	5.36	163.90
Fond du Lac T&CC	Watercolors	158.54	5.36	163.90
Fond du Lac T&CC	Sculptures	158.54	5.36	163.90
Fond du Lac T&CC	MicroBiology Lab/Lecture	158.54	5.36	163.90
Fond du Lac T&CC	Human Anatomy and Physiology Lab/Lecture	158.54	5.36	163.90
Fond du Lac T&CC	Aspects of Biology Lab/Lecture	158.54	5.36	163.90
Fond du Lac T&CC	Environmental Science Lab/Lecture	158.54	5.36	163.90
Fond du Lac T&CC	General Biology Lab/Lecture	158.54	5.36	163.90
Fond du Lac T&CC	Intro to Foresnsic Biology	158.54	5.36	163.90
Fond du Lac T&CC	Principals of Ecology Lab/Lecture	158.54	5.36	163.90
Fond du Lac T&CC	Aspects of Inorganic Chemistry Lab/Lecture	178.94	0.00	178.94

Fond du Lac T&CC	General Chemistry Lab/Lecture	178.94	0.00	178.94
Fond du Lac T&CC	Organic Chemistry Lab/Lecture	178.94	0.00	178.94
Fond du Lac T&CC	Leadership, Ethics, Y Diversity in Law Enforcement	201.44	3.06	204.50
Fond du Lac T&CC	Practical Applications of Criminal Investigations	196.44	3.06	199.50
Fond du Lac T&CC	Patrol Procedures	237.44	3.06	240.50
Fond du Lac T&CC	Careers in the Criminal Justice System	178.94	3.06	182.00
Fond du Lac T&CC	Use of Force I: Basic Defense Tactics	220.94	3.06	224.00
Fond du Lac T&CC	Use of Force II: Firearms	383.94	1.06	385.00
Fond du Lac T&CC	Beginning Bowling	204.94	0.00	204.94
Fond du Lac T&CC	Advanced Bowling	204.94	0.00	204.94
Fond du Lac T&CC	Summer Outdoor Activities	275.94	4.06	280.00
Fond du Lac T&CC	Winter Outdoor Activities	275.44	4.56	280.00
Fond du Lac T&CC	Beginning Golf	255.44	0.00	255.44
Fond du Lac T&CC	NURS and HLTH Courses (except lab and clinical)	174.94	2.06	177.00
Fond du Lac T&CC	Intro to Nursing	229.94	3.06	233.00
Fond du Lac T&CC	Home Health Aid	229.94	3.06	233.00
Fond du Lac T&CC	Personal, Tribal & Comm Health	174.94	2.06	177.00
Fond du Lac T&CC	emergency Medical Technician	229.94	3.06	233.00
Fond du Lac T&CC	Community CPR	229.94	3.06	233.00
Fond du Lac T&CC	Emergency Response/First Responder	229.94	3.06	233.00
Fond du Lac T&CC	Special Topics	174.94	2.06	177.00
Fond du Lac T&CC	Food: Safety, Risks & Technology	174.94	2.06	177.00
Fond du Lac T&CC	Foundations of Nursing	174.94	2.06	177.00
Fond du Lac T&CC	Clinical Foundations	229.94	3.06	233.00
Fond du Lac T&CC	Application of Nursing	174.94	2.06	177.00
Fond du Lac T&CC	Family Nursing	174.94	2.06	177.00
Fond du Lac T&CC	Family Nursing Clinical	229.94	3.06	233.00
Fond du Lac T&CC	Ethics in Nursing	174.94	2.06	177.00
Fond du Lac T&CC	Mathematics for Medication	174.94	2.06	177.00
Fond du Lac T&CC	Psyghosocial Nursing	174.94	2.06	177.00
Fond du Lac T&CC	Mdication Adminl	174.94	2.06	177.00
Fond du Lac T&CC	Medication Admin II	174.94	2.06	177.00
Fond du Lac T&CC	Nursing Interventions	229.94	3.06	233.00
Fond du Lac T&CC	Clinical Applications	229.94	3.06	233.00
Fond du Lac T&CC	Service Learning for Nursing	229.94	3.06	233.00
Fond du Lac T&CC	Nursing Role Transition	174.94	2.06	177.00
Fond du Lac T&CC	Nursing Role Transition Clinical	229.94	3.06	233.00
Fond du Lac T&CC	Health Assessment	229.94	3.06	233.00
Fond du Lac T&CC	Integration of Nursing	174.94	2.06	177.00
Fond du Lac T&CC	Clinical Integration	229.94	3.06	233.00
Fond du Lac T&CC	synthesis of Nursing	174.94	2.06	177.00
Fond du Lac T&CC	Clinical Synthses	229.94	3.06	233.00
Fond du Lac T&CC	Native Plant Identification	153.44	10.46	163.90
Fond du Lac T&CC	All Private Music Lessons	275.44	5.06	280.50
Fond du Lac T&CC	Beginning Downhill Skiing	250.44	0.00	250.44
Fond du Lac T&CC	HLTH 1032 Health Care Provider CPR & 1st Aid	229.94	3.06	233.00
Fond du Lac T&CC	On-Line Courses	173.94	4.96	178.90

Hennepin Technical College	Emergency Vehicle Driving Skills (EMSV 1130)	261.10	5.60	266.70
Hennepin Technical College	Emergency Medical Technician - Basic (EMSV 1100)	165.10	5.60	170.70
Hennepin Technical College	Health Clinicals: Clinical Externship I & II (DNTL 1321 & DNTL 1325)	161.10	5.60	166.70
Hennepin Technical College	Health Clinicals: Health Unit Coordinator Internship (HLUC 1200)	161.10	5.60	166.70
Hennepin Technical College	Health Clinicals: Practicum (MAST 2040)	161.10	5.60	166.70
Hennepin Technical College	Health Clinicals: Nursing Assistant (NURS 1001)	161.10	5.60	166.70
Hennepin Technical College	Health Clinicals: Pharmacy Technician Externship I & II (PHRM	new	new	166.70
Hennepin Technical College	Nursing: Foundations I & II (NURS 1103 & NURS 1201)	161.10	15.60	176.70

Hennepin Technical College	Nursing: Pharmacology for Practical Nurses (NURS 1141)	151.10	25.60	176.70
Hennepin Technical College	Nursing: Nursing Skills I & II (NURS 1161 & NUSR 1261)	151.10	25.60	176.70
Hennepin Technical College	Nursing: Adult Nursing I & II (NURS 1191 & NUSR 1222)	151.10	25.60	176.70
Hennepin Technical College	Nursing: Maternal Child Nursing (NURS 1242)	151.10	25.60	176.70
Hennepin Technical College	Nursing: Psychosocial Nursing (NURS 2110)	151.10	25.60	176.70
Hennepin Technical College	Nursing: Capstone (NURS 2550)	161.10	15.60	176.70
Hennepin Technical College	Extrusion Molding Processes I & II (PLST 2011 & PLST 2017)	161.10	5.60	166.70
Hennepin Technical College	Injection Molding Processes I, II, & III (PLST 2128, PLST 2138, & PLST 2148)	161.10	5.60	166.70
Hennepin Technical College	Public Works (PWRK 1060)	201.10	5.60	206.70
Hennepin Technical College	Related Mechanical Skills (FMLR 1301)	226.10	5.60	231.70

Hibbing College	Course: Fire Arms	227.48	9.10	236.58
Hibbing College	Course: Basic Fire Arms	227.48	9.10	236.58
Hibbing College	Automotive Technician Courses	New		169.62
Hibbing College	Culinary Arts Courses	New		169.62
Hibbing College	Dental Assistant Courses	New		169.62
Hibbing College	Diesel Mechanics/Heavy Equip. Maint. Courses	New		169.62
Hibbing College	Electrical Maint. And Construction Courses	New		169.62
Hibbing College	Industrial Systems Technology Courses	New		169.62
Hibbing College	Law Enforcement Courses (Not Listed Above)	New		169.62
Hibbing College	Medical Laboratory Technician Courses	New		169.62
Hibbing College	Microcomputer Technician Courses	New		169.62
Hibbing College	Multi Media Courses	New		169.62
Hibbing College	Nursing Courses	172.80	6.91	179.71
Hibbing College	Nursing Assistant/Home Health Aide Courses	New		169.62
Hibbing College	Pharmacy Technician Courses	New		169.62
Hibbing College	Professional Truck Driver (CDL) Courses	New		169.62
Hibbing College	Refrig., Heating, Air Cond. App. Repair Courses	New		169.62
Hibbing College	Solar Photovoltaic Technician Courses	New		169.62
Hibbing College	Online Tuition - Resident	176.56	6.06	182.62

Inver Hills CC	CNT 1185, 2000, 2189, 2300, 2310, 2311, 2430, 2440, 2450, 2451, 2452, 2453, 2454, 2455, 2460, 2510, 2520, 2530, 2540	178.00	4.00	182.00
Inver Hills CC	CNT 2612, 2622, 2632, 2710, 2720, 2722, 2725, 2726, 2728, 2731, 2820, 2825, 2830, 2831, 2832	263.00	6.00	269.00
Inver Hills CC	First responder	163.00	4.00	167.00
Inver Hills CC	Emergency Medical Technician	167.00	4.00	171.00
Inver Hills CC	Ambulance Operations; Field Skills Lab I, Special Topics, Special Rescue Operations	236.00	5.00	241.00
Inver Hills CC	Ambulance Operations; Field Skills Lab II	243.00	5.00	248.00
Inver Hills CC	Shock/Trauma Practicum	308.00	7.00	315.00
Inver Hills CC	Medical Emergency Practicum I	328.00	7.00	335.00
Inver Hills CC	Hospital Clinic for paramedic core	183.00	4.00	187.00
Inver Hills CC	Field Clinic I	203.00	5.00	208.00

Mesabi Range C & TC	Applied Math & Medications	171.60	8.58	180.18
Mesabi Range C & TC	Adult Nursing I & Clinical	171.60	8.58	180.18
Mesabi Range C & TC	Applied Nursing Skills	171.60	8.58	180.18
Mesabi Range C & TC	Maternal/Child Health & Clinical	171.60	8.58	180.18
Mesabi Range C & TC	Adult Nursing II & Clinical	171.60	8.58	180.18
Mesabi Range C & TC	Mental Health Concepts & Clinical	171.60	8.58	180.18
Mesabi Range C & TC	Gerontology & Clinical	171.60	8.58	180.18

Minneapolis College	Barbering (1050, 1100, 1200, 1250, 1360, 1370)	154.00	4.50	158.50
Minneapolis College	Barbering (1460, 1470, 1500, 1510)	153.19	4.50	157.69
Minneapolis College	Child Development 1600	155.63	4.50	160.13
Minneapolis College	Child Development 2600	154.00	4.50	158.50



Minneapolis College	Community Health Worker 1000	160.67	4.50	165.17
Minneapolis College	Community Health Worker 1015	155.63	4.50	160.13
Minneapolis College	Counseling 2700	154.05	4.50	158.55
Minneapolis College	Counseling (2710, 2810)	160.50	4.50	165.00
Minneapolis College	Counseling 2800	151.83	4.50	156.33
Minneapolis College	Central Service Technician 1000	160.67	4.50	165.17
Minneapolis College	Central Service Technician 1002	155.63	4.50	160.13
Minneapolis College	DNTA (1170, 1350)	154.00	4.50	158.50
Minneapolis College	DNTA 1274	153.19	4.50	157.69
Minneapolis College	ENDT 1010	154.08	4.50	158.58
Minneapolis College	ENDT (1300, 1850, 2500, 2600)	153.19	4.50	157.69
Minneapolis College	ENDT 1200	155.63	4.50	160.13
Minneapolis College	ENDT 2300	165.63	4.50	170.13
Minneapolis College	HSER 2003	170.75	4.50	175.25
Minneapolis College	HSER 2004	152.38	4.50	156.88
Minneapolis College	NAHA (1819, 1850)	156.70	4.50	161.20
Minneapolis College	NAHA 1900	154.00	4.50	158.50
Minneapolis College	PHLE 1000	155.75	4.50	160.25
Minneapolis College	PHLE 1002	154.00	4.50	158.50
Minneapolis College	PSOM 1500	155.75	4.50	160.25
Minneapolis College	PSOM (1600, 2300)	154.00	4.50	158.50
Minneapolis College	PSOM 2100	153.19	4.50	157.69
Minneapolis College	PSOM 2200	152.70	4.50	157.20
Minneapolis College	ADEV 1010	161.08	4.50	165.58
Minneapolis College	ADEV 1015	155.23	4.50	159.73
Minneapolis College	ADEV 1100	155.70	4.50	160.20
Minneapolis College	PHED 2100	225.75	4.50	230.25

Minnesota SU Moorhead	ART 100, 125, 126, 203C, 203L, 234, 300B, 303C, 304C, 305C, 310, 400B, 400C, 404C, 405C, 408, 450, 451B, 451D, 451E, 452B, 452D, 452E, 452F	226.84	10.59	237.43
Minnesota SU Moorhead	ART 101, 102, 210, 405H, 451C, 452C, 452H, 452L, 480	216.84	10.59	227.43
Minnesota SU Moorhead	ART 203A, 300A, 303A, 304A, 305A, 400A, 404A, 405A, 451A, 452A	246.84	10.59	257.43
Minnesota SU Moorhead	ART 203D, 203E, 203F, 203K, 220, 290, 300D, 300E, 300F, 300K, 303B, 303D, 303E, 303F, 304B, 304D, 304E, 304F, 305B, 305D, 305E, 305F, 390, 400D, 400E, 400F, 404B, 404D, 404E, 404F, 405B, 405D, 405E, 405F, 451F, 490, 499	241.84	10.59	252.43
Minnesota SU Moorhead	ART 203B	241.84	0.59	242.43
Minnesota SU Moorhead	ART 203H, 303H	231.84	10.59	242.43
Minnesota SU Moorhead	ART 350	226.84	5.59	232.43
Minnesota SU Moorhead	AST 102, 104	221.84	10.59	232.43
Minnesota SU Moorhead	AST 365	216.84	10.59	227.43
Minnesota SU Moorhead	BCBT 100	221.84	10.59	232.43
Minnesota SU Moorhead	BCBT 420, 425, 430, 475, 476, 477, 478, 479, 480, 481, 482, 490	236.84	10.59	247.43
Minnesota SU Moorhead	BCBT 520, 525, 530	336.57	15.58	352.15
Minnesota SU Moorhead	BIOL 109, 125, 126, 170, 236, 300	221.84	10.59	232.43
Minnesota SU Moorhead	BIOL 111, 115, 305, 321, 322, 323, 341, 345, 347, 349, 350, 360, 365, 372, 385L, 390, 402, 455, 479, 497	231.84	10.59	242.43
Minnesota SU Moorhead	BIOL 275, 326	New		242.43
Minnesota SU Moorhead	BIOL 370	New		232.43
Minnesota SU Moorhead	CJ 290	286.84	10.59	297.43
Minnesota SU Moorhead	CM 496	277.84	10.59	288.43
Minnesota SU Moorhead	COMH 468	New	60.59	272.43
Minnesota SU Moorhead	ED 205, 294, 310	New	40.59	252.43

Minnesota SU Moorhead	FILM 100, 172, 200, 284, 384, 400, 401, 472, 484, 485, 496	236.84	15.59	252.43
Minnesota SU Moorhead	FILM 372, 375	214.84	32.59	247.43
Minnesota SU Moorhead	GEOS 115	213.09	10.59	223.68
Minnesota SU Moorhead	GEOS 116, 117, 170, 301, 302, 303, 315, 320, 330, 340, 350, 360, 370, 405, 415, 416, 417	213.50	10.59	224.09
Minnesota SU Moorhead	HLTH 110	216.84	10.59	227.43
Minnesota SU Moorhead	HLTH 122	286.84	10.59	297.43
Minnesota SU Moorhead	HLTH 125	236.84	0.59	237.43
Minnesota SU Moorhead	HLTH 311, 335, 340, 465	221.84	10.59	232.43
Minnesota SU Moorhead	HLTH 327, 412	New	20.59	232.43
Minnesota SU Moorhead	HSAD 468	New	60.59	272.43
Minnesota SU Moorhead	MATH 102, 105, 127, 142, 143, 229, 232, 261, 262	214.84	10.59	225.43
Minnesota SU Moorhead	MATH 234, 236, 238, 260, 355	216.84	10.59	227.43
Minnesota SU Moorhead	MDEV 090, 127	216.84	10.59	227.43
Minnesota SU Moorhead	MUS 107, 108, 110, 150A, 150B, 151, 152, 191, 207, 208, 209, 219, 231, 232, 233, 234, 235, 236, 291, 300, 303, 304, 305, 307, 319, 328, 333, 334, 335, 342, 343, 372, 375, 377, 390, 391, 392, 421, 423, 431A, 431B, 432, 433, 440, 441, 442, 445, 446, 447, 471, 472, 475, 496	251.84	10.59	262.43
Minnesota SU Moorhead	MUS 150C, 150D, 154, 155A, 155B, 155C, 155J, 156A, 156B, 156C, 156D, 156E, 157A, 157B, 157C, 157D, 157E, 158A, 158B, 158C, 158D, 158E, 158F, 159, 170, 270, 370, 470, 254, 255A, 255B, 255C, 255J, 256A, 256B, 256C, 256D, 256E, 257A, 257B, 257C, 257D, 257E, 258A, 258B, 258C, 258D, 258E, 258F, 259, 354, 355A, 355B, 355J, 356A, 356B, 356C, 356D, 356E, 357A, 357B, 357C, 357D, 357E, 358A, 358B, 358C, 358D, 358E, 358F, 359, 450, 454, 455A, 455B, 455J, 456A, 456B, 456C, 456D, 456E, 457A, 457B, 457C, 457D, 457E, 458A, 458B, 458C, 458D, 458E, 458F, 459	461.84	10.59	472.43
Minnesota SU Moorhead	MUS 166, 184, 266, 281, 284, 363, 364, 365, 366, 381, 382, 384, 461, 463, 466, 469, 481, 482, 484, 486	286.84	10.59	297.43
Minnesota SU Moorhead	MUS 523, 524, 527, 531A, 531B, 545, 572, 574, 595, 596, 620, 621, 632, 634, 635, 636, 637, 674, 695, 697, 699	351.57	15.58	367.15
Minnesota SU Moorhead	MUS 550, 554, 555A, 650, 654, 655A, 670	561.57	15.58	577.15
Minnesota SU Moorhead	MUS 682, 685, 686	386.57	15.58	402.15
Minnesota SU Moorhead	NURS 302	261.84	-22.41	239.43
Minnesota SU Moorhead	NURS 474	261.84	-0.41	261.43
Minnesota SU Moorhead	NURS 600	361.57	32.58	394.15
Minnesota SU Moorhead	NURS 640P	361.57	25.58	387.15
Minnesota SU Moorhead	NURS 642P	361.57	35.58	397.15
Minnesota SU Moorhead	PARA 425	223.84	10.59	234.43
Minnesota SU Moorhead	PHYS 105, 140, 160, 160L, 161, 188, 200, 200L, 201, 302, 305, 306, 312, 350	221.84	10.59	232.43
Minnesota SU Moorhead	PHYS 318, 322, 370	216.84	10.59	227.43
Minnesota SU Moorhead	POL 270	261.84	10.59	272.43
Minnesota SU Moorhead	PSCI 170	221.84	10.59	232.43
Minnesota SU Moorhead	PSY 231	214.84	10.59	225.43
Minnesota SU Moorhead	PSY 620	431.00	0.00	431.00
Minnesota SU Moorhead	PSY 622	445.00	0.00	445.00
Minnesota SU Moorhead	PSY 724	430.00	0.00	430.00
Minnesota SU Moorhead	School of Business (only includes 300- and 400-level courses in the following rubrics: ACCT, BUS, FINC, MGMT, MKTG)	221.84	10.59	232.43
Minnesota SU Moorhead	SLHS 273, 421, 446	226.84	10.59	237.43
Minnesota SU Moorhead	SLHS 347	241.84	10.59	252.43
Minnesota SU Moorhead	SLHS 473	216.84	10.59	227.43

Minnesota SU Moorhead	SOC 351	New		225.43
Minnesota SU Moorhead	SPED 225	New		252.43
Minnesota SU Moorhead	STL 291, 330	211.84	15.59	227.43
Minnesota SU Moorhead	Student Teaching Abroad	311.84	10.59	322.43
Minnesota SU Moorhead	THTR 102, 130, 140, 141, 142, 190, 202, 221, 230, 231, 232, 235, 236, 240, 255, 290, 302, 322, 323, 324, 331, 333, 334, 340, 350, 356, 390, 402, 425, 430, 434, 435, 436, 440, 450, 460, 469, 490, 496	231.84	10.59	242.43
Minnesota SU Moorhead	THTR 196, 234, 396	New		242.43
Minnesota SU Moorhead	THTR 525, 530, 534, 560, 590	326.57	15.58	342.15
Minnesota SU Moorhead	WS 415	New		236.43

Minnesota SU, Mankato	Anthropology 486/586 (Crime Scene Recovery Workshop)	450.00	45.00	495.00
Minnesota SU, Mankato	Online Courses (Note: It is \$35.00 above the existing resident undergraduate or graduate tuition rates)	35.00	0.00	35.00

Minnesota State C and TC	Online Courses	199.00	0.00	199.00
--------------------------	----------------	--------	------	--------

Minnesota West CC/TC	CDEV1268 Health, Nutrition & Safety Lab	184.95	6.60	191.55
Minnesota West CC/TC	CDEV1269 Guidance Lab	184.95	6.60	191.55
Minnesota West CC/TC	DEN1120 Chairside Assisting I	New		181.55
Minnesota West CC/TC	DEN1125 Chairside Assisting II	New		181.55
Minnesota West CC/TC	DEN1140 Dental Materials	New		184.88
Minnesota West CC/TC	DEN1105 Oral Radiology II	New		198.22
Minnesota West CC/TC	DEN1145 Expanded Functions A	New		198.22
Minnesota West CC/TC	DEN1150 Expanded Functions B	New		198.22
Minnesota West CC/TC	EDUC1100 Intro to Education w/Lab	171.62	6.60	178.22
Minnesota West CC/TC	HC1175 Nursing Assistant	175.49	6.60	182.09
Minnesota West CC/TC	LAW1120 Physical Fitness	new	0.00	221.55
Minnesota West CC/TC	LAW2233 Firearms-Patrol Ops	new	0.00	221.55
Minnesota West CC/TC	LAW2250 Accident Inv-Radar-Radio	new	0.00	221.55
Minnesota West CC/TC	LAW2300 Tactical Management	new	0.00	221.55
Minnesota West CC/TC	LAW2310 Use of Force	new	0.00	221.55
Minnesota West CC/TC	LAW2340 Traffic Law-Traffic Stops	new	0.00	221.55
Minnesota West CC/TC	MEDA2110 Clinical Procedures II	175.49	6.60	182.09
Minnesota West CC/TC	MDLT2125 Externship I	167.59	6.60	174.19
Minnesota West CC/TC	MSTH1110 Basic Massage I	170.22	6.60	176.82
Minnesota West CC/TC	MUSC1140 Piano Lessons	314.95	6.60	321.55
Minnesota West CC/TC	MUSC1141 Piano Lessons	314.95	6.60	321.55
Minnesota West CC/TC	MUSC1145 Voice Lessons	314.95	6.60	321.55
Minnesota West CC/TC	MUSC1146 Voice Lessons	314.95	6.60	321.55
Minnesota West CC/TC	MUSC2140 Piano Lessons	314.95	6.60	321.55
Minnesota West CC/TC	MUSC2141 Piano Lessons	314.95	6.60	321.55
Minnesota West CC/TC	MUSC2145 Voice Lessons	314.95	6.60	321.55
Minnesota West CC/TC	MUSC2146 Voice Lessons	314.95	6.60	321.55
Minnesota West CC/TC	NURS1140 Nursing Skills Lab	184.95	6.60	191.55
Minnesota West CC/TC	NURS1180 Clinical Applications I	180.77	6.60	187.37
Minnesota West CC/TC	NURS1280 Clinical Applications II	204.95	6.60	211.55
Minnesota West CC/TC	NURS1295 PN Integration	184.95	6.60	191.55
Minnesota West CC/TC	NURS2140 Professional Nursing Skills Lab	184.95	6.60	191.55
Minnesota West CC/TC	NURS2240 Manager of Care	184.95	6.60	191.55
Minnesota West CC/TC	NURS2275 Preceptorship	184.95	6.60	191.55
Minnesota West CC/TC	NURS2180 Clinical Applications	180.77	6.60	187.37
Minnesota West CC/TC	NURS2280 Clinical Applications	204.95	6.60	211.55
Minnesota West CC/TC	PHED1145 Bowling	249.95	6.60	256.55

Minnesota West CC/TC	PHED1160 Beginning Golf	179.95	6.60	186.55
Minnesota West CC/TC	RADT1100 Intro to Radiography & Patient Care	176.95	6.60	183.55
Minnesota West CC/TC	RADT1110 Radiological Procedures I	176.95	6.60	183.55
Minnesota West CC/TC	RADT1120 Radiological Procedures II	176.95	6.60	183.55
Minnesota West CC/TC	RADT1130 Radiological Exposures I	176.95	6.60	183.55
Minnesota West CC/TC	RADT1140 Radiological Exposures II	176.95	6.60	183.55
Minnesota West CC/TC	RADT1150 Clinical Radiography I	170.22	23.89	194.11
Minnesota West CC/TC	RADT1160 Clinical Radiography II	194.95	6.60	201.55
Minnesota West CC/TC	RADT2210 Radiological Procedures III	175.49	6.60	182.09
Minnesota West CC/TC	RADT2220 Radiological Equipment	187.49	6.60	194.09
Minnesota West CC/TC	RADT2240 Principles of Radiobiology	176.95	6.60	183.55
Minnesota West CC/TC	RADT2250 Clinical Radiography III	194.95	6.60	201.55
Minnesota West CC/TC	RADT2260 Clinical Radiography IV	194.95	13.29	208.24
Minnesota West CC/TC	RADT2270 Clinical Radiography V	194.95	6.60	201.55
Minnesota West CC/TC	RNEW1115 Mech. Fundamentals for Processing Control	220.95	6.60	227.55
Minnesota West CC/TC	RNEW1175 Industrial Water Treatment	174.95	6.60	181.55
Minnesota West CC/TC	RNEW2120 Ethanol Separation Technology	184.95	6.60	191.55
Minnesota West CC/TC	RNEW1105 Introduction to OSHA	224.95	6.60	231.55
Minnesota West CC/TC	SURG1130 Operating Room Theory	175.49	6.60	182.09
Minnesota West CC/TC	SURG1140 Operating Room Practices	184.95	6.60	191.55
Minnesota West CC/TC	SURG1160 Clinical 1	204.95	6.60	211.55
Minnesota West CC/TC	SURG1170 Clinical 2	204.95	6.60	211.55
Minnesota West CC/TC	SURG1180 Clinical 3	204.95	6.60	211.55
Minnesota West CC/TC	SURG1190 Clinical 4	164.95	46.60	211.55
Minnesota West CC/TC	All other Online Courses	177.45	6.60	184.05

Normandale CC	NURS 1110 Nursing 1	188.14	5.65	193.79
Normandale CC	NURS 1120 Nursing 2	188.14	5.65	193.79
Normandale CC	NURS 1130 Transition to RN for LNP	188.14	5.65	193.79
Normandale CC	NURS 2210 Nursing 3	188.14	5.65	193.79
Normandale CC	NURS 2220 Nursing 4	188.14	5.65	193.79
Normandale CC	NURS 1057 Nursing Assistant	188.14	5.65	193.79
Normandale CC	NURS 1135 Nursing Health Assessment	188.14	5.65	193.79
Normandale CC	NURS 1140 Clinical Internship	188.14	5.65	193.79
Normandale CC	NURS 1190 Clinic Enrichment	188.14	5.65	193.79
Normandale CC	DENH 1112 Oral Anatomy, Embryology, Histology	188.14	5.65	193.79
Normandale CC	DENH 1140 Pre-Clinic Theory	188.14	5.65	193.79
Normandale CC	DENH 1143 Clinic 1	188.14	5.65	193.79
Normandale CC	DENH 1150 Dental Radiology	188.14	5.65	193.79
Normandale CC	DENH 1151 Accelerated Dental Radiology	188.14	5.65	193.79
Normandale CC	DENH 1160 Dental Materials	188.14	5.65	193.79
Normandale CC	DENH 1161 Accelerated Dental Materials	188.14	5.65	193.79
Normandale CC	DENH 2241 Clinic II	188.14	5.65	193.79
Normandale CC	DENH 2243 Clinic 3	188.14	5.65	193.79
Normandale CC	DENH 2252 Clinical Radiology 1	188.14	5.65	193.79
Normandale CC	DENH 2254 Clinical Radiology 2	188.14	5.65	193.79
Normandale CC	DENH 2263 Pain Management	188.14	5.65	193.79
Normandale CC	DENH 2263 Pain Management	188.14	5.65	193.79
Normandale CC	DENH 1139 Infection Control and Disease Prevention	188.14	5.65	193.79
Normandale CC	DENH 1141 Pre-Clinic Skill Development	188.14	5.65	193.79
Normandale CC	DENH 1142 Clinic Theory I	188.14	5.65	193.79
Normandale CC	DENH 1144 Special Needs	188.14	5.65	193.79
Normandale CC	DENH 1162 Pharmacology	188.14	5.65	193.79
Normandale CC	DENH 2240 Clinic 2 Theory	188.14	5.65	193.79
Normandale CC	DENH 2242 Clinic 3 Theory	188.14	5.65	193.79
Normandale CC	DENH 2264 Periodontics for the Dental Hygienist	188.14	5.65	193.79
Normandale CC	DENH 2266 General and Oral Pathology	188.14	5.65	193.79

Normandale CC	DENH 2281 Preventive Concepts in Community Dental Health	188.14	5.65	193.79
Northland College	CRJU 2220	237.83	17.84	255.67
Northland College	SURT 2212	236.66	9.47	246.13
Northwest Technical College - Bemidji	BLDG 1108 Metal Fabrication	179.50	5.50	185.00
Riverland College	General Biology BIOL 1091	168.65	5.95	174.60
Riverland College	General Biology BIOL 1092	168.65	5.95	174.60
Riverland College	A & P I BIOL 2021	168.65	5.95	174.60
Riverland College	A & P II BIOL 2022	168.65	5.95	174.60
Riverland College	Microbiology BIOL 2040	168.65	5.95	174.60
Riverland College	Forensic Biology BIOL 1050	168.65	5.95	174.60
Riverland College	Nursing Assistant HCNA 1200	176.41	5.95	182.36
Riverland College	Nursing Assistant Practicum HCNA 1101	168.65	5.95	174.60
Riverland College	Fundamentals of Wireless LANs	183.65	5.95	189.60
Riverland College	Fundamentals of Network Security	183.65	5.95	189.60
Riverland College	Basic Firearms LAWE 1115	208.65	5.95	214.60
Riverland College	Criminal Investigations LAWE 1110	208.65	5.95	214.60
Riverland College	Vehicle Ops LAWE 2140	208.65	5.95	214.60
Riverland College	Police Tactics and Procedures LAWE 2130	208.65	5.95	214.60
Riverland College	Criminal Procedures LAWE 2122	new	55.95	214.60
Riverland College	Industry Related Welding DESL 1107	183.65	5.95	189.60
Riverland College	Gas Welding IMMR 1730	183.65	5.95	189.60
Riverland College	Gas Metal Arc Welding IMMR 2765	183.65	5.95	189.60
Riverland College	Arc Welding IMMR 1725	183.65	5.95	189.60
Riverland College	Gas Tungsten Arc Welding IMMR 2770	183.65	5.95	189.60
Riverland College	Music Private Lessons (MUS 1150-1179 & 2150-2179)	183.65	5.95	189.60
Riverland College	TAST 2214 Advanced Engine Service	281.25	5.95	287.20
Riverland College	TAST 2215 High Performance Cylinder Heads	281.25	5.95	287.20
Riverland College	TAST 2216 High Performance Cylinder Blocks	281.25	5.95	287.20
Riverland College	Emergency Medical Technician EMER 1200	163.82	5.95	169.77
Riverland College	Intro to Radiography RADT 1211	196.41	5.95	202.36
Riverland College	Clinical II RADT 2283	191.47	5.95	197.42
Riverland College	Concepts of Nursing NURS 1020	192.53	5.95	198.48
Riverland College	Advanced Med/Surgical NURS 2010	192.53	5.95	198.48
Riverland College	Hser Field Experience I HSER 1101	189.70	5.95	195.65
Riverland College	Internship I HSER 2200	166.41	5.95	172.36
Riverland College	Internship II HSER 2201	166.41	5.95	172.36
Riverland College	Intr & Treatment Applications HSER 1103	174.17	5.95	180.12
Riverland College	Internship IV HSER 2203	162.53	5.95	168.48
Riverland College	TAST 2218 Advanced High Performance Engine Assembly	281.25	5.95	287.20
Rochester College	Dental Assisting DA 1255	183.55	5.55	189.10
Rochester College	Dental Assisting DA 1265	178.55	5.55	184.10
Rochester College	Dental Assisting DA 1260	178.55	5.55	184.10
Rochester College	Dental Hygiene DH 1511	178.55	5.55	184.10
Rochester College	Dental Hygiene DH 1521	178.55	5.55	184.10
Rochester College	Dental Hygiene DH 2531	178.55	5.55	184.10
Rochester College	Dental Hygiene DH 2541	178.55	5.55	184.10
Rochester College	Dental Hygiene DH 2530	178.55	5.55	184.10
Rochester College	Dental Hygiene DH 2532	178.55	5.55	184.10
Rochester College	Dental Radiology DS 1300	178.55	5.55	184.10
Rochester College	Independent Study	178.55	15.55	194.10
Rochester College	Nursing Assistant 1500	168.55	5.55	174.10

Rochester College	ART 1115 - Study Tour	208.55	5.55	214.10
Rochester College	Spch 2100	415.55	3.55	419.10
Rochester College	NURS 2400	415.55	3.55	419.10
Rochester College	SPAN 1001	258.55	5.55	264.10
Rochester College	HORT 2390	271.55	2.55	274.10

Southwest Minnesota SU	Global Studies French Language course (3 credit course) (NEW)	418.20		418.20
Southwest Minnesota SU	Hosp. 486: Cruiselines (1 credit course) (NEW)	296.20		296.20
Southwest Minnesota SU	PE 142 Bowling (1 credit) (NEW)	271.20		271.20
Southwest Minnesota SU	PE 122 Lifetime Activities (3 credit course) (NEW)	241.20		241.20
Southwest Minnesota SU	PE 144 Adventure Ropes (1 credit course) (NEW)	241.20		241.20
Southwest Minnesota SU	PE 210 Introduction to Adapted PE (3 cr) (NEW)	229.20		229.20
Southwest Minnesota SU	PE 144 Golf 1 credit course (NEW)	281.20		281.20
Southwest Minnesota SU	Computer Science courses: \$5.25/credit differential Courses COMP 164, 165, 166, 233, 306, 324, 351, 368, 376, 377 (NEW)	231.45		231.45

Saint Paul College	ASLS 1411-1414 American Sign Language 1-4	169.83	6.07	175.90
Saint Paul College	ASLS 1420 ASL Linguistics	169.83	6.07	175.90
Saint Paul College	ASLS 1430 Classifiers	169.83	6.07	175.90
Saint Paul College	BIOC 1760 Chemical & Biological Instrumentation	169.83	6.07	175.90
Saint Paul College	BIOC 1761 Chemical & Biological Ethics & Regulations	169.83	6.07	175.90
Saint Paul College	BIOC 2700 Biochemistry	169.83	6.07	175.90
Saint Paul College	BIOC 2790 Biochemistry Internship/Research Project	169.83	6.07	175.90
Saint Paul College	BIOL 1730 Human Body Systems	169.83	6.07	175.90
Saint Paul College	BIOL 1740 & 1745 General Biology 1 & 2	169.83	6.07	175.90
Saint Paul College	BIOL 1782 Introduction to Forensic Science	169.83	6.07	175.90
Saint Paul College	BIOL 2721 & 2722 Human Anatomy and Phys 1 & 2	169.83	6.07	175.90
Saint Paul College	BIOL 2750 General Microbiology	169.83	6.07	175.90
Saint Paul College	CHEM 1700 Chemistry Concepts	169.83	6.07	175.90
Saint Paul College	CHEM 1711 & 1712 Principles of Chemistry 1 & 2	169.83	6.07	175.90
Saint Paul College	CHEM 1760 & 1761 Chem Tech Lab Skills, Lab Safety	169.83	6.07	175.90
Saint Paul College	CHEM 2711 & 2712 Organic Chemistry 1 & 2	169.83	6.07	175.90
Saint Paul College	CHSN 1409 Preclinic Chemical Control	185.64	6.07	191.71
Saint Paul College	CHSN 1413 Preclinic Hair Color	185.64	6.07	191.71
Saint Paul College	CHSN 1445 Cosmetic Chemistry & Makeup Applications	185.64	6.07	191.71
Saint Paul College	CHSN 1450 Skin Analysis & Massage	185.64	6.07	191.71
Saint Paul College	CHSN 1520 40 Hour Refresher	185.64	6.07	191.71
Saint Paul College	CHSN 1565 155 Hour Reactivation	185.64	6.07	191.71
Saint Paul College	CHSN 1585 Esthetics Refresher	185.64	6.07	191.71
Saint Paul College	CHSN 1590 Esthetics Reactivation	185.64	6.07	191.71
Saint Paul College	CHSN 2411 CIDESCO Exam Student Preparation	185.64	6.07	191.71
Saint Paul College	CULA 1400 Culinary Basics 1	185.64	6.07	191.71
Saint Paul College	CULA 1420 Culinary Basics 2	185.64	6.07	191.71
Saint Paul College	CULA 1450 Meat Fabrication	185.64	6.07	191.71
Saint Paul College	CULA 1460 Basic Menu Prod	185.64	6.07	191.71
Saint Paul College	CULA 1510 Commercial Bakery	185.64	6.07	191.71
Saint Paul College	CULA 1520 Commercial Pantry	185.64	6.07	191.71
Saint Paul College	CULA 1530 Commercial Range	185.64	6.07	191.71
Saint Paul College	CULA 1550 Grill/Short Order	185.64	6.07	191.71
Saint Paul College	CULA 1570 Basic Cake Décor	185.64	6.07	191.71
Saint Paul College	CULA 1610 Flavor Dynamics of Wine	255.64	6.07	261.71
Saint Paul College	CULA 2411 Rest Operat Lab 1	185.64	6.07	191.71
Saint Paul College	CULA 2412 Rest Operat Lab 2	185.64	6.07	191.71
Saint Paul College	CULA 2430 Adv Food Prep	185.64	6.07	191.71
Saint Paul College	CULA 2440 Ice Carving	185.64	6.07	191.71

Saint Paul College	CULA 2450 Adv Cake Pastry	185.64	6.07	191.71
Saint Paul College	CULA 2460 Classical Buffet	185.64	6.07	191.71
Saint Paul College	CULA 3630 Artisan Breads	185.64	6.07	191.71
Saint Paul College	CULA 3635 Artisan Cheese	185.64	6.07	191.71
Saint Paul College	CULA 3640 Fundamentals of Charcuterie	185.64	6.07	191.71
Saint Paul College	CULA 3650 Organic Foods	185.64	6.07	191.71
Saint Paul College	ESOL 0820 Pronunciation and Articulation	169.83	6.07	175.90
Saint Paul College	HLTH 1465 Functional Holistic Nutrition	169.83	6.07	175.90
Saint Paul College	INTP 1512 & 1513 Consecutive Interpreting 1 & 2	169.83	6.07	175.90
Saint Paul College	INTP 2411 & 2412 Sign to Voice Interpreting 1 & 2	169.83	6.07	175.90
Saint Paul College	INTP 2421 & 2422 Voice to Sign Interpreting 1 & 2	169.83	6.07	175.90
Saint Paul College	INTP 2431 & 2432 Transliterating 1 & 2	169.83	6.07	175.90
Saint Paul College	MLDT 1421 Hematology 1	205.64	6.07	211.71
Saint Paul College	MLDT 1422 Hematology 2	205.64	6.07	211.71
Saint Paul College	MLDT 1430 Urinalysis/Body Fluids	205.64	6.07	211.71
Saint Paul College	MLDT 1441 Clinic Chem 1	205.64	6.07	211.71
Saint Paul College	MLDT 1442 Clinic Chem 2	205.64	6.07	211.71
Saint Paul College	MLDT 1446 Phlebotomy	205.64	6.07	211.71
Saint Paul College	MLDT 1510 Immunology	205.64	6.07	211.71
Saint Paul College	MLDT 2400 Mycology/Parasitology	205.64	6.07	211.71
Saint Paul College	MLDT 2410 Immunohematology	205.64	6.07	211.71
Saint Paul College	MLDT 2420 Clinic Microbiology	205.64	6.07	211.71
Saint Paul College	PHYS 1720 Introductory Physics	169.83	6.07	175.90
Saint Paul College	PHYS 2700 & 2710 General Physics 1 & 2	169.83	6.07	175.90
Saint Paul College	PRNS 1491 Clinical 1	205.64	6.07	211.71
Saint Paul College	PRNS 1492 Clinical 2	205.64	6.07	211.71
Saint Paul College	PRNS 1493 Clinical 3	205.64	6.07	211.71
Saint Paul College	PRNS 2491 Practicum	205.64	6.07	211.71

South Central College	On line courses and programs	189.50	6.20	195.70
South Central College	Accounting 1811	159.75	6.45	166.20
South Central College	BIOL 235 Human Phys	161.50	7.20	168.70
South Central College	BIOL 270 Microbiology	162.50	6.56	169.06
South Central College	BIOL 225 Intro to Human Anatomy	162.50	2.57	165.07
South Central College	BIOL 100 Intro to Biology	160.00	3.50	163.50
South Central College	BIOL 101 Intro to Ecology	160.00	3.89	163.89
South Central College	BIOL 115 General Biology 1	New		168.76
South Central College	BIOL 116 General Biology 2	160.00	4.02	164.02
South Central College	Building Design & Energy Tech 2210	New		164.87
South Central College	Carpentry 1226 Stairway Technology	New		181.20
South Central College	Carpentry 1230 Stairway Technology	New		171.20
South Central College	CDEV 1230 Guiding Children's Behavior	161.67	6.19	167.86
South Central College	CDEV 2510 Internship	New		167.86
South Central College	CIM 1115 Measurement Materials & Safety	New		186.20
South Central College	CIM 1125 Job Planning, Benchwork & Layout	New		172.87
South Central College	CIM 1135 CNC Turning	New		168.20
South Central College	CIM 1145 CNC Milling	New		168.20
South Central College	CIM 1215 Quality Inspection II	New		172.87
South Central College	CIM 1225 Technical Design II	New		169.95
South Central College	Civing Engineering Technology 1820 Material Tech	New		188.70
South Central College	Community Social Service CSS 1910	162.44	6.20	168.64
South Central College	CFSU 2200 Practicum CFS	New		166.20
South Central College	CSS 1910 Internship	162.44	6.20	168.64
South Central College	Engineering Foundations EENGR 1111	New		261.20
South Central College	Engineering Foundations EENGR 1212	New		261.20
South Central College	GCC 1120 Graphic Software 1	163.75	18.67	182.42
South Central College	GCC 1220 Graphic Software 2	New		169.95
South Central College	GCC 1260 Printing Process	New		182.42

South Central College	GCP 2120 Printing Processes 2	176.25	6.17	182.42
South Central College	GCC Design & Illustration 2	New		169.95
South Central College	GCC 2220 Portfolio 2	New		191.20
South Central College	GCC 2260 Production Work Flow 2	174.00	39.20	213.20
South Central College	GCC 2261 Production Work Flow 2	New		213.20
South Central College	HCTC 1886 Basic Nursing 101	162.44	6.20	168.64
South Central College	HEMS 1200 EMT	195.41	-15.37	180.04
South Central College	HEMS 1220 EMT - Refresher	177.24	1.84	179.08
South Central College	HEMS 1300 1st Responder	190.00	9.20	199.20
South Central College	HHP 123 Topics in Strength Training	170.00	6.20	176.20
South Central College	HVAC 2100 Theory	171.50	7.20	178.70
South Central College	HVAC 2251 - Brazing	157.50	5.96	163.46
South Central College	HVAC 2340 - Sheet Metal Ductwork Fabrication	156.67	11.99	168.66
South Central College	ICP 1000 Intro Paramedics	198.33	9.53	207.86
South Central College	ICP 1010 EMS Skills	159.00	6.20	165.20
South Central College	ICP 2030 Critical Care 1	158.25	6.20	164.45
South Central College	ICP 2050 Field Internship 1	171.67	6.19	177.86
South Central College	ICP 2060 Field Internship II	171.67	6.19	177.86
South Central College	Marketing MKT 1940 01	New		167.86
South Central College	MA 2040 Medical Assisting Internship	New		192.45
South Central College	MDLT 1810 Lab Techniques and Orientation	164.92	-0.47	164.45
South Central College	MDLT 1815 Hematology	New		167.87
South Central College	MDLT 1825 Urinalysis/Body Fluids	164.92	6.20	171.12
South Central College	NURS 1150 Clinical Foundation	174.92	6.20	181.12
South Central College	NURS 1175 Nursing Interventions	165.00	6.20	171.20
South Central College	NURS 1275 Medication Administration	165.00	6.20	171.20
South Central College	NURS 1350 Clinical Application	165.00	6.20	171.20
South Central College	NURS 2250 Clinical Practice Semester 1	179.88	6.20	186.08
South Central College	NURS 2275 Skills & Pharm 1	165.00	6.20	171.20
South Central College	NURS 2350 Clinical Practice	165.00	6.20	171.20
South Central College	NURS 2375 Skills & Pharm II	165.00	6.20	171.20
South Central College	NURS 2450 Semester 3 Clinical Practice	172.44	6.20	178.64
South Central College	NURS 2550 Semester 4 Clinical Practice	165.00	6.20	171.20
South Central College	DA 1814 Chairside DA1	164.94	7.51	172.45
South Central College	PHRM 2119 Hospital/Institutional Internship	155.00	38.25	193.25

St. Cloud SU	EDAD 605 Educational Administration	365.00	17.80	382.80
St. Cloud SU	EDAD 608 Educational Administration	365.00	17.80	382.80
St. Cloud SU	EDAD 613 Educational Administration	365.00	17.80	382.80
St. Cloud SU	EDAD 640 Educational Administration	365.00	17.80	382.80
St. Cloud SU	EDAD 646 Educational Administration	365.00	17.80	382.80
St. Cloud SU	EDAD 657 Educational Administration	365.00	17.80	382.80
St. Cloud SU	EDAD 802 Leadership Development	550.00	50.00	600.00
St. Cloud SU	EDAD 804 Visioning and the Change Process	550.00	50.00	600.00
St. Cloud SU	ROTC courses taught by ROTC instructors	0.00		0.00

Vermilion CC	Seasonal Park Law Enforcement Ranger Training (PREC 2271-2275)	262.18	10.49	272.67
Vermilion CC	First Responder/CPR (HLTH 1655)	263.31	10.53	273.84
Vermilion CC	Basic EMT (HLTH 1656)	204.87	8.19	213.06
Vermilion CC	Basic EMT (HLTH 1656) Bridge Course	204.87	8.19	213.06
Vermilion CC	Professional Forest Harvester (CTL courses only)	202.90	8.12	211.02
Vermilion CC	HLTH 1255 Wilderness Emergency Response	337.26	13.49	350.75
Vermilion CC	HLTH 1275 Wilderness First Responder	337.26	13.49	350.75
Vermilion CC	HLTH 1265 Winter Wilderness Emergency Response	337.26	13.49	350.75
Vermilion CC	HLTH 1445 Low Angle - Technical Rope Rescue	337.26	13.49	350.75
Vermilion CC	HLTH 1446 High Angle Technical Rope Rescue	337.26	13.49	350.75



Vermilion CC	HLTH 1447 Water, Boat, and Ice Rescue	337.26	13.49	350.75
Vermilion CC	HLTH 1448 ATV and GPS Land-Based Rescue	337.26	13.49	350.75
Vermilion CC	Independent Study courses	258.71	10.35	269.06
Vermilion CC	All resident courses offered via online (excluding any courses/programs with a differential tuition rate)	176.56	6.06	182.62
Vermilion CC	TXDY 1225 Taxidermy Forum	262.18	10.49	272.67
Vermilion CC	TXDY 1235 State and Federal Taxidermy Regulations	262.18	10.49	272.67
Vermilion CC	TXDY 1245 Game Head Mounts	262.18	10.49	272.67
Vermilion CC	TXDY 1255 Full Body Mounts	262.18	10.49	272.67
Vermilion CC	TXDY 1265 Bird Mounts	262.18	10.49	272.67
Vermilion CC	TXDY 1275 Fish Mounts	262.18	10.49	272.67
Vermilion CC	TXDY 1285 Habitats and Bases	262.18	10.49	272.67

Winona State University	Creative Visions Teaching Academy (CVTA)	200/credit	0.00	\$200/credit
Winona State University	SCIE 640 Topics in STEM Professional Development	150.00	0.00	150.00

The institution (at the president's discretion) may set the non-resident tuition rate at or greater than the program/course rates listed above.

\*Reclassification from the NRRR tuition pilot to program/course specific tuition rates. Minnesota SU Moorhead's course specific rate was effective beginning Fall Semester 2002 and St. Cloud SU's course specific rate since Fall Semester 1999.

**MN State Colleges & Universities**

FY2013 Non-resident Tuition Rates

\* Indicates colleges and universities that charge non-resident rates at the same rate as residents

Institution	FY2013 Non-Resident
-------------	---------------------

**STATE COLLEGES**

Alexandria TCC*	\$160.55
Anoka Ramsey CC*	\$144.96
Anoka TC*	\$166.99
Central Lakes College*	\$159.10
Century College *	\$160.60
Dakota County TC*	\$168.95
Fond du Lac Tribal & CC*	\$158.90
Hennepin TC*	\$156.70
Inver Hills CC*	\$159.00
Lake Superior College	\$294.51
Minneapolis College*	\$155.25
Minnesota SC - Southeast Tech*	\$167.31
Minnesota State College*	\$160.80
Minnesota West College <sup>1*</sup>	\$343.10
Normandale CC*	\$161.49
North Hennepin CC*	\$165.08
Northeast Higher Ed District	
Hibbing College	\$197.02
Itasca CC	\$197.02
Mesabi Range College	\$197.02
Rainy River CC	\$197.02
Vermilion CC	\$197.02
Northland College	\$165.00
NW Technical College-Bemidji*	\$173.00
Pine TC	\$306.32
Ridgewater College*	\$161.30
Riverland College*	\$164.60
Rochester College*	\$164.10
Saint Paul College*	\$161.71
St. Cloud TCC*	\$158.91
South Central College*	\$161.20

STATE UNIVERSITIES	FY2013 Undergraduate	FY2013 Graduate
--------------------	----------------------	-----------------

Bemidji State University*	\$249.85	\$355.50
Metropolitan State University	\$430.45	\$654.66
Minnesota SU, Mankato	\$564.04	\$344.98
Minnesota SU Moorhead	\$444.86	\$654.30
Saint Cloud State University	\$474.20	\$521.80
Southwest MN State University*	\$226.20	\$351.50
Winona State University	\$411.90	\$526.30

<sup>1\*</sup> Minnesota West only charges these rates to non-residents/non-reciprocity if paperwork is not submitted or MN resident tuition scholarship eligibility is not maintained; otherwise charge resident rate. St. Cloud State University charges resident rates for the following types of students: international, graduate assistants, athletic/academic talent, alumni legacy, and high achiever.

**Minnesota State Colleges and Universities  
Revenue Fund  
Proposed Room and Board Fees FY 2013**

	<b>Approved FY 2012</b>	<b>Projected FY 2013</b>	<b>Percent Change</b>	
<b>Bemidji State University</b>				
Double Room	4,210.00	4,380.00	4%	
Single Room	4,900.00	5,100.00	4%	
<b>Meal Plan options</b>				
400 meals + 640 Beaver Bucks (Flex)	\$2,480.00	\$2,590.00	4%	
Beaver Bucks (Flex)	\$2,480.00	\$2,590.00	4%	
Summer Session (per week)	\$120.00	\$120.00		
<b>Minnesota State University Moorhead</b>				
Double Room	\$4,146.00	\$4,366.00	5%	
Single Room	\$4,764.00	\$5,055.00	6%	
14 Meals a Week	\$2,096.00	\$2,178.00	4%	
Other Board Fees	\$200.00	\$200.00	0%	
Summer Session (10 weeks)				
Double Room	\$69/week	\$79.2/week		
Single Room	\$85/week	\$96.8/week		
Double as Single	\$96/week	\$110/week		
<b>Minnesota State University, Mankato</b>				
Double Room	\$4,281.00	\$4,475.00	5%	
Single Room	\$5,893.00	\$6,151.00	4%	
19 Meals a Week	\$2,059.00	\$2,175.00	6%	
Other Board Fees	\$130.00	\$130.00	0%	
Summer Session (10 weeks)	Term	Term		
Double	\$920.00	\$960.00		
Single	\$1,280.00	\$1,330.00		
Full bath suite	\$1,350.00	\$1,400.00		
<b>St. Cloud State University</b>				
Double Room	\$4,166.00	\$4,360.00	5%	
Single Room	\$5,756.00	\$6,030.00	5%	
20 Meals a Week	\$2,096.00	\$2,234.00	7%	
Other Board Fees	\$400.00	\$400.00	0%	
Summer Session (10 weeks)				
Double (per week)	\$68.00	\$75.00		
Single (per week)	\$95.00	\$100.00		
<b>Southwest Minnesota State University</b>				
Double Room	\$4,164.00	\$4,330.00	4%	
Single Room	\$5,404.00	\$5,620.00	4%	
15 Meals a Week	\$2,430.00	\$2,528.00	4%	
Other Board Fees	\$350.00	\$350.00	0%	
Summer Session	Per week	Summer	Per week	Summer
	\$125.00	\$1,300.00	\$125.00	\$1,300.00
<b>Winona State University</b>				
Double Room	\$4,820.00	\$4,916.00	2%	
Single Room	\$5,962.00	\$6,055.00	2%	
14 Meals a Week (Contract base)	\$2,012.00	\$2,098.00	4%	
Flex (Basic Mandatory)	\$310.00	\$330.00	6%	
Summer session (per night)	\$12.00	\$12.00		
Average (double room & board)	\$6,725	\$7,007	4%	

Rates noted above are based on the most common traditional-style room and most popular board plan. "Other Board Fees" include add-on money (flex dollars) that may be required as part of a board plan. Each university charges room and board rates based on the room type and amenities. Full rate sheets are included in the supplementary materials to the Board report.

Summer session rates have been added this year to the rate summary.

**MINNESOTA STATE COLLEGES AND UNIVERSITIES**

**Revenue Fund**

**Proposed Student Union Facility Fees FY 2013**

Attachment 2B

	<b>Approved FY 2012</b>	<b>Proposed FY 2013</b>	<b>% Increase</b>
<b>Bemidji State University</b> Per credit charged to all students 21.56 per credit hour	<b>\$256.18</b>	<b>\$258.74</b>	<b>1.00%</b>
<b>Minneapolis Community &amp; Technical College</b> Per credit charged to all students 6.00 per credit hour	<b>\$180.00</b>	<b>\$180.00</b>	<b>0.00%</b>
<b>Minnesota State University Moorhead</b> Per credit charged to all students 11.38 per credit hour	<b>\$246.00</b>	<b>\$273.12</b>	<b>11.02%</b>
<b>Minnesota State University, Mankato</b> Per credit charged to all students 10.44 per credit hour	<b>\$249.12</b>	<b>\$250.56</b>	<b>0.58%</b>
<b>Normandale Community College</b> Per credit charged to all students 7.00 per credit hour	<b>\$195.00</b>	<b>\$210.00</b>	<b>7.69%</b>
<b>St. Cloud State University</b> Per credit charged to all students 8.98 per credit hour	<b>\$167.04</b>	<b>\$215.52</b>	<b>29.02%</b>
<b>Southwest Minnesota State University</b> Per credit charged to all students 13.13 per credit hour	<b>\$315.12</b>	<b>\$315.12</b>	<b>0.00%</b>
<b>Winona State University</b> Per credit charged to all students 7.60 per credit hour	<b>\$240.00</b>	<b>\$243.20</b>	<b>1.33%</b>
<b>Average Fee</b>	<b>\$231.06</b>	<b>\$243.28</b>	<b>5.29%</b>
<b>Maximum Fee</b>	<b>\$315.12</b>	<b>\$315.12</b>	

The total maximum is the amount for the academic year only. Summer or other sessions are charged on a per credit basis.

<b>St. Cloud State University</b> Per credit non-Revenue Fund facility fee	<b>\$3.85</b>	<b>\$3.54</b>	<b>-8.05%</b>
---	---------------	---------------	---------------

**MINNESOTA STATE COLLEGES AND UNIVERSITIES**  
**Revenue Fund**

**Proposed Wellness Facility Fees FY 2013**

	<b>Approved FY 2012</b>	<b>Proposed FY 2013</b>	<b>% Change</b>
<b>Anoka Ramsey Community College</b> Annual Wellness Fee (5.25 per credit hour )	<b>\$150.00</b>	<b>\$157.50</b>	<b>5.00%</b>
<b>Minnesota State University, Mankato</b> Annual Outdoor Rec Facilities (2.50 per credit hour )	<b>\$60.00</b>	<b>\$60.00</b>	<b>0.00%</b>
<b>Minnesota State University Moorhead</b> Annual Wellness Fee (8.00 per credit hour )	<b>\$192.00</b>	<b>\$192.00</b>	<b>0.00%</b>
<b>Minnesota State Community &amp; Technical College</b> Annual Wellness Fee (2.20 per credit hour )	<b>\$66.00</b>	<b>\$66.00</b>	<b>0.00%</b>
<b>Winona State University</b> Annual Wellness Fee (5.94 per credit hour )	<b>\$142.56</b>	<b>\$142.56</b>	<b>0.00%</b>
<b>Average</b>	<b>\$122.11</b>	<b>\$123.61</b>	

**MINNESOTA STATE COLLEGES AND UNIVERSITIES**  
**Revenue Fund**  
**Proposed Parking Facility Fees FY 2013**

---

<u>Charge By Credit</u>		<u>per credit</u>	<u>annual</u>	<u>note</u>
Alexandria Technical and Community College	Lot	\$2.40	\$72.00	FY13 project
Century College	Lot	\$4.00	\$120.00	No change
Normandale Community College	Lot, Ramp	\$7.00	\$210.00	FY13 project
<u>Charge by Use</u>		<u>per day</u>	<u>annual</u>	<u>note</u>
Minneapolis Community and Technical College	Ramp	\$2.50	\$272.50	\$5.00/cash (non-contract)
St. Cloud State University	Ramp	\$8.00	\$500.00	\$1.00/hr; Max \$8/day
Saint Paul College*	Ramp	\$3.00	\$386.40	

\*Assumptions for Daily Usage Fee:

Average full time student cost based on 129 days of parking

**Minnesota State Colleges - FY 2013 Housing Fees**

(Not in Revenue Fund)

For the Academic  
Year**CENTRAL LAKES COLLEGE**

\*\*\* Brainerd

Pine Apartments

Doubles (per person) \$ 4,140

Quadruples (per person) \$ 3,540

(Minimum 12 month lease August-July)

**FOND DU LAC TRIBAL AND COMMUNITY COLLEGE**

\*

\* Cloquet

The school has changed their housing calculation to a daily rate (for FY 2013 it will be \$13.25 per day). Given 170 days in an academic year, the amount charged per student would be approximately \$2,252.50.

**MINNESOTA STATE COMMUNITY AND TECHNICAL COLLEGE**

\*\* Fergus Falls

Williams Hillside Village - Doubles \$ 2,950

Williams Hillside Village - Singles \$ 3,550

College Manor - Singles \$ 3,450

Board 10 meals \$ 796

6 meals \$ 709

**MINNESOTA WEST COMMUNITY AND TECHNICAL COLLEGE**

\*\* Canby

Doubles \$ 1,800

Singles \$ 2,600

**NORTHEAST HIGHER EDUCATION DISTRICT**

\* Rainy River

Doubles \$ 2,950

Singles \$ 4,300

Board \$ 800

\* Hibbing

Doubles \$ 3,000

Singles \$ 4,000

\*&amp;\*\* Itasca

Doubles \$ 3,680

Singles \$ 3,880

Triples \$ 3,480

Quads \$ 3,080

Board \$ 1,200

Mesabi

\*\* Virginia

Doubles \$ 3,598

Singles \$ 4,064

(Semester lease)

**Riverland**

\*\* Austin

Doubles \$ 2,800

Singles \$ 4,000

\* College owned