

# CPR & ECC Course Matrix

Wednesday, March 13, 2019



10:59 AM



## Courses for Healthcare Professionals - Ex. Nurses, EMS, Doctors



Courses updated to reflect the 2015 AHA Guidelines update for CPR & ECC



\* Denotes update/renewal course option that requires a student have a current Course Completion Card prior to enrolling in this course





\*\*Estimated Time (Based on 6:1 Student to Instructor Ratio)


#	Course	Content	Audience	Student Materials	Instructor Materials	Course Completion Card Type	Estimated Time**
1	<p><a href="#">Basic Life Support (BLS)</a></p>  <p>Instructor-Led Training (Includes written exam, skills testing)</p>  <p>CME/CE Credit: <b>Yes, for EMS Students</b></p>	<ul style="list-style-type: none"> <li>Importance of high-quality CPR and its impact on survival</li> <li>Steps of the Chain of Survival and BLS concepts</li> <li>Recognition of the signs of someone needing CPR</li> <li>Performance of high-quality CPR for an adult, child, and infant</li> </ul>	<ul style="list-style-type: none"> <li>Prehospital Healthcare Providers: EMTs, paramedics, fire fighters</li> <li>In-facility Healthcare Providers</li> </ul>	<p>BLS Provider Manual (product <b>15-1010</b>) includes BLS Reference Card) OR BLS Provider Manual eBook (product <b>15-3102</b>) includes digital BLS Reference Card)</p>	<p>BLS Instructor Package (product <b>15-1012</b>) OR BLS DVD Set (product <b>15-1011</b>) OR (product <b>15-1078</b>) BLS Renewal Course DVD AND BLS Instructor Manual: Print: (product <b>15-1009</b>) eBook: (product <b>15-3103</b>)</p> <p><a href="#">For more detail, visit the AHA</a></p>	<p>BLS Provider (print or eCard available)</p>	<ul style="list-style-type: none"> <li>Approx. 4 hours with optional lesson plans</li> <li>Approx. 2 hours and 50 minutes using renewal* course agenda</li> </ul>


<p><b>ES</b> Offered in Spanish: <b>Yes</b></p>				<p><a href="#">Instructor Network</a></p>		
<p>2 <a href="#">HeartCode® BLS</a></p>  <p>Blended Learning</p> <p>(online portion, followed by hands-on session*)</p> <p>* Where available, hands-on session may be completed with a voice-assisted manikin.</p>  <p>CME/CE Credit: <b>Yes</b></p> <p>Offered in Spanish: <b>No</b></p>	<ul style="list-style-type: none"> <li>• Importance of high-quality CPR and its impact on survival</li> <li>• Steps of the Chain of Survival and BLS concepts</li> <li>• Recognition of the signs of someone needing CPR</li> <li>• Performance of high-quality CPR for an adult, child, and infant</li> </ul>	<ul style="list-style-type: none"> <li>• Prehospital Hospital Providers: EMTs, paramedics, fire fighters</li> <li>• In-facility Hospital Providers</li> </ul>	<p>HeartCode BLS (product 15-1400)</p> <p><a href="#">Accessible version available for students with hearing, vision, and/or motor impairments.</a></p>	<p>BLS Instructor or Package (product 15-1012)</p> <p>OR BLS DVD Set (product 15-1011)</p> <p>AND</p> <p>BLS Instructor Manual :</p> <p>Print:( product 15-1009)</p> <p>eBook: (product 15-3103)</p> <p><a href="#">For more detail, visit</a></p>	<p>BLS Provider (print or eCard available)</p>	<p>Online portion:</p> <ul style="list-style-type: none"> <li>• Approx.3 hours 45 minutes with regular agenda</li> <li>• Approx.2 hours 55 minutes using accelerated agenda</li> </ul> <p>Hands-On Skills Session:</p> <ul style="list-style-type: none"> <li>• Approx.2 hours 55 minutes using accelerated agenda</li> </ul>



					<a href="#">the AHA Instructor Network</a>		
3	<p><a href="#">Advanced Cardiovascular Life Support (ACLS)</a></p>  <p>Instructor-led Training</p>  <p>CME/CE Credit: <b>Yes</b>, for EMS Students</p> <p><b>ES</b> Offered in Spanish: <b>Yes</b></p>	<ul style="list-style-type: none"> <li>BLS, Primary, and Secondary Assessments sequence for a systematic evaluation of adult patients</li> <li>Prompt, high-quality BLS, including prioritizing early chest compressions and integrating early automated external defibrillator (AED) use</li> <li>Early management of respiratory arrest, ACS, and stroke, including appropriate disposition</li> <li>Recognition and performance of early management of bradyarrhythmias and tachyarrhythmias that may result in cardiac arrest or complicate resuscitation outcome</li> <li>Recognition and performance of early</li> </ul>	<ul style="list-style-type: none"> <li>Healthcare professionals who either direct or participate in the management of cardiopulmonary arrest or other cardiovascular emergencies</li> <li>Personnel in emergency response</li> </ul>	<p>ACLS Provider Manual (product <b>15-1005</b>) OR ACLS Provider Manual eBook (product <b>15-3100</b>)</p> <p>ACLS Pocket Reference Card Set (product <b>15-1007</b>) OR ACLS Digital Pocket Reference Card Set (product <b>15-3109</b>)</p>	<p>ACLS Instructor Package (product <b>15-1006</b>) OR ACLS DVD Set (product <b>15-1004</b>) AND ACLS Instructor Manual Print: (product <b>15-1003</b>) eBook: (product <b>15-3101</b>)</p> <p><a href="#">For more detail, visit the AHA Instructor Network</a></p>	<p>ACLS Provider (print or eCard available)</p>	<ul style="list-style-type: none"> <li>Approx. 15 hours and 20 minutes with breaks</li> <li>Approx. 12 hours and 20 minutes without breaks</li> <li>ACLS Update Course*:</li> <li>Approx. 8 hours and 25 minutes with breaks</li> <li>Approx. 6 hours and 35 minutes without breaks</li> </ul>

		management of cardiac arrest until termination of resuscitation or transfer of care, including immediate post-cardiac arrest care					
4	<p><a href="#">HeartCode® ACLS</a></p>  <p>Blended Learning (online portion, followed by hands-on session*)</p> <p>* Where available, hands-on session may be completed with a voice-assisted manikin.</p>  <p>CME/CE Credit: <b>Yes</b></p> <p>Offered in Spanish: <b>No</b></p>	<ul style="list-style-type: none"> <li>Prompt, high-quality BLS, including prioritizing early chest compressions and integrating early automated external defibrillator (AED) use</li> <li>Early management of respiratory arrest, ACS, and stroke, including appropriate disposition</li> <li>Recognition and performance of early management of bradyarrhythmias and tachyarrhythmias that may result in cardiac arrest or complicate resuscitation outcome</li> <li>Recognition and performance of early management of cardiac arrest until termination of</li> </ul>	<ul style="list-style-type: none"> <li>Healthcare professionals who either direct or participate in the management of cardiopulmonary arrest or other cardiovascular emergencies</li> <li>Personnel in emergency response</li> </ul>	HeartCode ACLS (product <b>15-1407</b> )	<p>ACLS Instructor Package (product <b>15-1006</b>) OR ACLS DVD Set (product <b>15-1004</b>)</p> <p>AND</p> <p>ACLS Instructor Manual Print: (product <b>15-1003</b>) eBook: (product <b>15-3101</b>)</p> <p><a href="#">For more detail, visit the AHA Instructor Network</a></p>	ACLS Provider (print or eCard available)	<ul style="list-style-type: none"> <li>Online portion: Approx. 6.5 to 7 hours</li> <li>Hands-On Skills Session: Approx. 5 hours and 5 minutes using full agenda</li> <li>ACLS Update Course: requires approximately 8 hours 25 minutes, including skills practice and skills testing</li> </ul>

		resuscitation or transfer of care, including immediate post-cardiac arrest care					
5	<p><a href="#">ACLS for Experienced Providers (ACLS EP)</a></p>  <p>Instructor-led Training (Includes written exam, skills testing)</p>  <p>CME/CE Credit: <b>Yes, for EMS Students</b></p> <p>Offered in Spanish: <b>No</b></p>	<ul style="list-style-type: none"> <li>Demonstrate proficiency in providing BLS care, including prioritizing chest compressions and integrating use of an AED</li> <li>Recognize and manage respiratory arrest</li> <li>Recognize and manage cardiac arrest until termination of resuscitation or transfer of care, including post-cardiac arrest care</li> </ul>	Those who are proficient in performing BLS and ACLS skills, reading and interpreting ECGs, understanding ACLS pharmacology; and who regularly lead or participate in emergency assessment and treatment of prearrest, arrest, or postarrest patients	<p>ACLS EP Resource Text (product <b>15-1064</b>) OR ACLS EP Resource Text eBook (product <b>15-3134</b>)</p>	<p>ACLS EP Instructor Package (product <b>15-1065</b>)</p> <p><a href="#">For more detail, visit the AHA Instructor Network</a></p>	ACLS EP Provider (print or eCard available)	Approx. 8 hours with breaks
6	<p><a href="#">Pediatric Advanced Life Support (PALS)</a></p>  <p>Instructor-Led Training (Includes written exam, skills testing)</p>  <p>CME/CE Credit: <b>Yes, for EMS Students</b></p>	<ul style="list-style-type: none"> <li>High-quality Child CPR AED and Infant CPR</li> <li>Recognition of patients who do and do not require immediate intervention</li> <li>Recognition of cardiopulmonary arrest early and application of CPR within 10 seconds</li> <li>Apply team dynamics</li> </ul>	<ul style="list-style-type: none"> <li>Healthcare providers who respond to emergencies in infants and children.</li> <li>Personnel in emergency response, emergency medicine, intensive care and critical care units</li> </ul>	<p>PALS Provider Manual (product <b>15-1058</b>)</p> <p>PALS Pocket Reference Card (product <b>15-1046</b>) OR PALS Digital Reference Card (product <b>15-3121</b>)</p>	<p>PALS Instructor Manual (product <b>15-1047</b>)</p> <p>PALS DVD Set (product <b>15-1051</b>) OR PALS Instructor Package (product <b>15-1048</b>)</p> <p><a href="#">For more detail, visit the AHA Instructor</a></p>	PALS Provider (print or eCard available)	<ul style="list-style-type: none"> <li>Full course: Approx. 13 hours and 40 minutes without breaks</li> <li>Approx. 17 hours and 15 minutes with breaks</li> <li>PALS Update Course*: Approx. 9 hours including all optional stations plus additional time for breaks and lunch</li> </ul>

<p><b>ES</b> Offered in Spanish: <b>Yes</b></p>	<ul style="list-style-type: none"> <li>• Differentiation between respiratory distress and failure</li> <li>• Early interventions for respiratory distress and failure</li> <li>• Differentiation between compensated and decompensated (hypotensive) shock</li> <li>• Early interventions for the treatment of shock</li> <li>• Differentiation between unstable and stable patients with arrhythmias</li> <li>• Clinical characteristics of instability in patients with arrhythmias</li> <li>• Post-cardiac arrest management</li> </ul>			<p><a href="#">r Network</a></p>		<ul style="list-style-type: none"> <li>• PALS Update without optional stations: 6 hours 20 minutes, plus additional time for breaks and lunch</li> </ul>
<p><b>7</b> <a href="#">HeartCode® PALS</a></p>  <p>Blended Learning (online portion, followed by hands-on session*)</p> <p>* Where available, hands-on session may</p>	<ul style="list-style-type: none"> <li>• Performing high-quality Child CPR AED and Infant CPR per AHA BLS recommendations</li> <li>• Differentiating between patients who do and do not require immediate intervention</li> <li>• Recognizing cardiopulmon</li> </ul>	<ul style="list-style-type: none"> <li>• Healthcare providers who respond to emergencies in infants and children.</li> <li>• Personnel in emergency response, emergency medicine, intensive care and critical care units</li> </ul>	<p>HeartCode PALS (product <b>15-1412</b>) PALS Pocket Reference Card (product <b>15-1046</b>) OR PALS Digital Reference Card (product <b>15-3121</b>)</p>	<p>PALS Instructor Manual (product <b>15-1047</b>) PALS DVD Set (product <b>15-1051</b>) OR PALS Instructor Package (product <b>15-1048</b>)</p>	<p>PALS Provider (print or eCard available)</p>	<ul style="list-style-type: none"> <li>• Online portion: Approx. 6-9 hours</li> <li>• Hands-On Skills Session: Approx. 2 hours and 30 minutes without optional lessons</li> <li>• Approx. 5 hours with optional lessons</li> </ul>

<p>be completed with a voice-assisted manikin</p>  <p>CME/CE Credit: <b>Yes</b></p> <p>Offered in Spanish: <b>No</b></p>	<p>ary arrest early and beginning CPR within 10 seconds</p> <ul style="list-style-type: none"> <li>• Applying team dynamics</li> <li>• Differentiating between respiratory distress and failure</li> <li>• Performing early interventions for respiratory distress and failure</li> <li>• Differentiating between compensated and decompensated (hypotensive) shock</li> <li>• Performing early interventions for the treatment of shock</li> <li>• Differentiating between unstable and stable patients with arrhythmias</li> <li>• Describing clinical characteristics of instability in patients with arrhythmias</li> <li>• Implementing post-cardiac arrest management</li> </ul>			<p><a href="#">For more detail, visit the AHA Instructor Network</a></p>		
<p><b>8</b> <a href="#">PEARS® (Pediatric Advanced Emergency Assessment,</a></p>	<ul style="list-style-type: none"> <li>• Improve outcomes for pediatric patients by preparing</li> </ul>	<p>Healthcare providers and others who might encounter</p>	<p>PEARS Provider Manual (product 15-1052)</p>	<p>PEARS Instructor Manual (product 15-1054)</p>	<p>PEARS Provider (print or eCard available)</p>	<p>Approx. 9 hours with breaks</p>

<p><a href="#">Recognition and Stabilization</a></p>  <p>Instructor-Led Training (Includes written exam, skills testing)</p>  <p>CME/CE Credit: <b>Yes, for EMS Students</b></p> <p>Offered in Spanish: Coming Soon</p>	<p>healthcare providers in assessment, early recognition, prompt communication, and initial intervention in patients with respiratory emergencies, shock, and cardiopulmonary arrest</p> <ul style="list-style-type: none"> <li>• Perform BLS consistent with the 2015 AHA Guidelines Update for CPR and Emergency Cardiovascular Care (ECC)</li> <li>• Evaluate a seriously ill or injured child by using the pediatric systematic approach</li> <li>• Apply effective team dynamics</li> <li>• Demonstrate initial stabilization of a seriously ill or injured child, including a child with cardiac arrest, respiratory distress, or shock</li> </ul>	<p>pediatric emergency situations during their work, including: Nurse practitioners, Physician assistants, Emergency medical technicians, Respiratory therapists, etc.</p>	<p>OR PEARS Provider Manual eBook (product <b>15-3123</b>)</p> <p>OR PEARS Pocket Reference Card (product <b>15-1053</b>)</p> <p>OR PEARS Digital Reference Card (product <b>15-3124</b>)</p>	<p>OR PEARS Instructor Manual eBook (product <b>15-3125</b>)</p> <p>OR PEARS Course DVD (product <b>15-1055</b>)</p> <p>OR PEARS Instructor Package (product <b>15-1057</b>)</p> <p><a href="#">For more detail, visit the AHA Instructor Network</a></p>		
---	--	--	---	---	--	--

Showing 1 to 8 of 8 entries

[Previous](#)[Next](#)