

**MINNESOTA STATE COLLEGES AND UNIVERSITIES
BOARD OF TRUSTEES**

Agenda Item Summary Sheet

Committee: Academic and Student Affairs **Date of Meeting:** May 18, 2010

Agenda Item: Campus Profile and Mission Approval: Pine Technical College

Proposed Policy Change Approvals Required by Policy Other Approvals Monitoring
 Information

Cite Policy Requirement, or explain why item is on the Board Agenda

- The Academic and Student Affairs Committee requested that the Board have an opportunity to hear from individual institutions on their integrated planning efforts.
- With the recent change in MnSCU Board Policy 3.24 System and Institutional Missions that requires review of institutional missions every five years, the Board of Trustees will take action on institutional missions in conjunction with the campus profile presentations.

Scheduled Presenters:

Robert Musgrove, President, Pine Technical College

Linda L. Baer, Senior Vice Chancellor for Academic and Student Affairs

Background Information:

The mission for Pine Technical College was reviewed and approved in May 2008. The mission is being presented for reaffirmation and approval by the Board of Trustees.

Pine Technical College (PTC) serves a multi-county region in East Central Minnesota and Western Wisconsin from its main campus in Pine City and through its extensive distance learning network. Its students commute in from as far away as the northern metropolitan suburbs, but the majority of its enrollment base resides within a 30 minute driving distance. As a technical college, PTC focuses on technology and career programs, but it addresses the needs of transfer students through an extensive general education menu and via an Associate of Arts offered in collaboration with Lake Superior College. The College's accreditation through the Higher Learning Commission was reaffirmed for 10 years after a site visit in the spring of 2009.

**BOARD OF TRUSTEES
MINNESOTA STATE COLLEGES AND UNIVERSITIES
*ACTION ITEM***

Campus Profile and Mission Approval: Pine Technical College

BACKGROUND

Pine Technical College President Robert Musgrove will present the institution's Strategic Campus Profile and Mission Statement.

The mission statement to be presented by President Musgrove was approved by the Board of Trustees in May 2008. The information presented to the Board of Trustees in May 2008 met the criteria identified in MnSCU Board Policy 3.24 System and Institutional Missions.

Under the recent revisions to Board Policy 3.24, institutions are now required to have their mission approved by the Board at least once every 5 years. The Academic and Student Affairs Committee recommended that institutions bring their mission statement to the Board of Trustees for approval as part of their campus profile presentation.

Current Mission Statement

"Our mission is to provide superior education and social services that enhance the communities we serve."

RECOMMENDED COMMITTEE MOTION

The Academic and Student Affairs Committee recommends that the Board of Trustees approve the request by Pine Technical College to reaffirm its mission.

RECOMMENDED MOTION

The Board of Trustees approves the request by Pine Technical College to reaffirm its mission statement.

In conjunction with presentation and approval of the Pine Technical Mission Statement, the Strategic Profile will:

- Showcase the institution's unique role as well as its contribution to the system
- Provide a comprehensive view of the institution and its planning efforts
- Provide an opportunity for dialogue with the Trustees

The five categories for the Campus Profile presentations are provided below.

1. **Institutional Distinction:** Key/unique institutional features (programs, services, infrastructure, population served, etc.).
2. **Institutional Profile:** Key elements of the general data profiles as well as those institutional facts concerning local, regional, or statewide efforts (partnerships, economic/community impact, etc.), and key opportunities and vulnerabilities.
3. **Integrated Planning:** Links between academic plan priorities and other institutional plans (facilities, capital plan implementation, human resources, technology, etc.), the system strategic plan, and institutional processes and outcomes.
4. **Futures Planning-2015:** Future program and service directions and links to system goals addressing anticipated major changes in mission, infrastructure, partnerships, local demographics, and institutional processes.
5. **Resource Deployment:** Current resource usage and fiscal responsibility, as well as future resource needs to advance major facilities, human resource, program or technological priorities.

A data profile for Pine Technical College provides information on the students, academic programs, human resources, finance, and other data concerning the institution. Also included is a Strategic Profile Summary that follows the five categories stated above. The Summary provides a brief overview of the presentation that President Robert Musgrove will deliver at the May Board meeting.

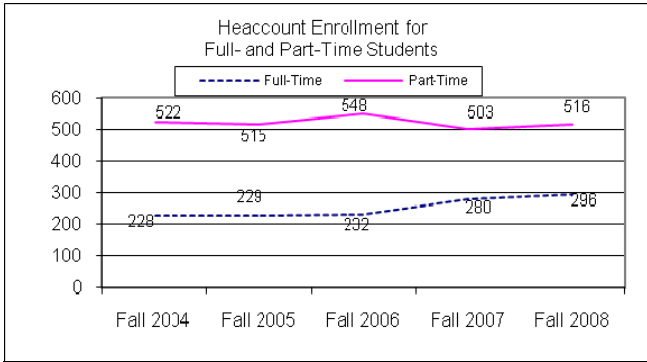
Pine Technical College

Data Profile

Enrollment

FYE (Full Year Equivalent)

2010.....	623
2009	516
2008	479
2007	437
2006	410
2005	422

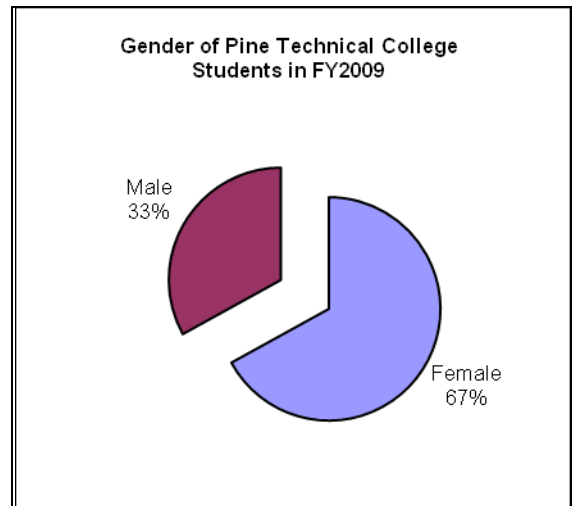


Source: Office of the Chancellor Research, Planning, and Effectiveness

Race/Ethnicity for Pine Technical College Students in FY2009

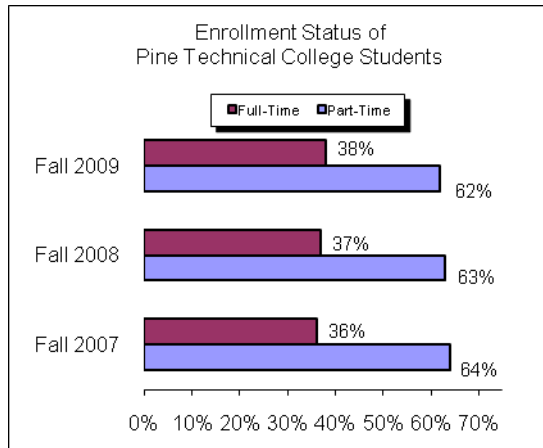
	Number	Percent
African American	42	4%
American Indian	23	2%
Asian	12	1%
Caucasian	1,038	92%
Hispanic	12	1%
Total	1,128	100%

Percent Unknown: 8.7%



Source: Office of the Chancellor Research, Planning, and Effectiveness

Student Characteristics

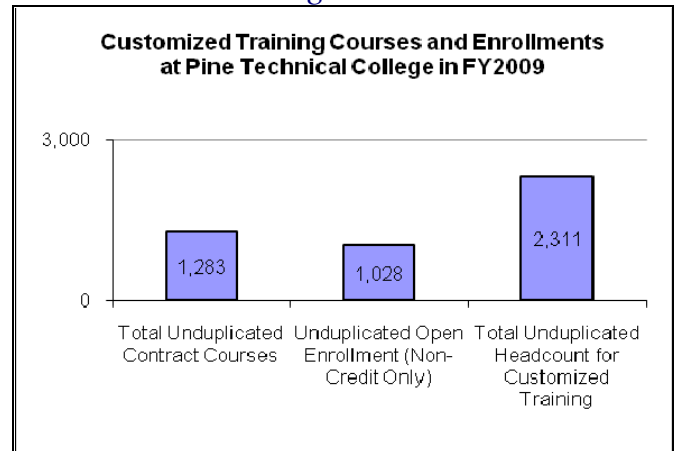


Age Groups of Pine Technical College Students in FY2009

Age	Number	Percent
<20	422	36%
20-24	230	19%
25-34	232	20%
35-44	190	16%
45>	107	9%

Percent Unknown: 4.4%

Customized Training



Source: Office of the Chancellor Research, Planning, and Effectiveness

Academic Offerings

Majors of Graduates by Program Area in FY2009

Top Categories	Majors	% of All Majors
Business and Marketing	12	6%
Child Development and Personal Services	3	1%
Computer Science and Engineering	4	2%
Health Professions	139	66%
Liberal Arts and Sciences	2	1%
Protective Services, Public Admin. & Law	25	12%
Trades, Mechanics & Transportation	25	12%
Total Majors	210	100%

Instructional Programs by Program Area in FY2009

Instructional Program Area	# of Programs
Agriculture, Conservation, Park & Rec.	7
Business and Marketing	21
Child Development and Personal Services	9
Communication and Comm. Technology	2
Computer Science and Engineering	13
Education	1
Health Professions	14
Liberal Arts and Sciences	4
Protective Services, Public Admin. & Law	14
Trades, Mechanics & Transportation	12
Total Program Awards	97

Source: Office of the Chancellor Research, Planning, and Effectiveness

Facilities

Deferred Maintenance

	Deferred Maintenance (DM)	Sq. Feet	DM/SF
Pine TC	\$381,000	98,394	\$4
System	\$654,470,000	21,407,352	\$31

Fall 2009 Space Utilization

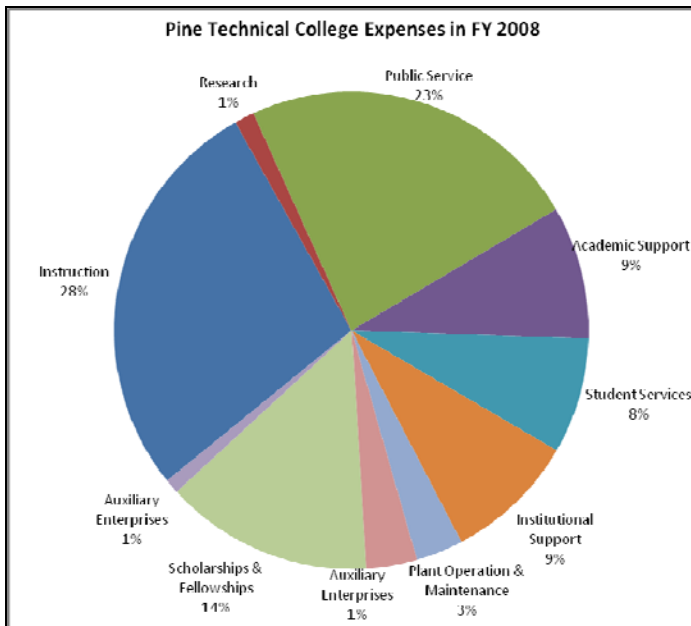
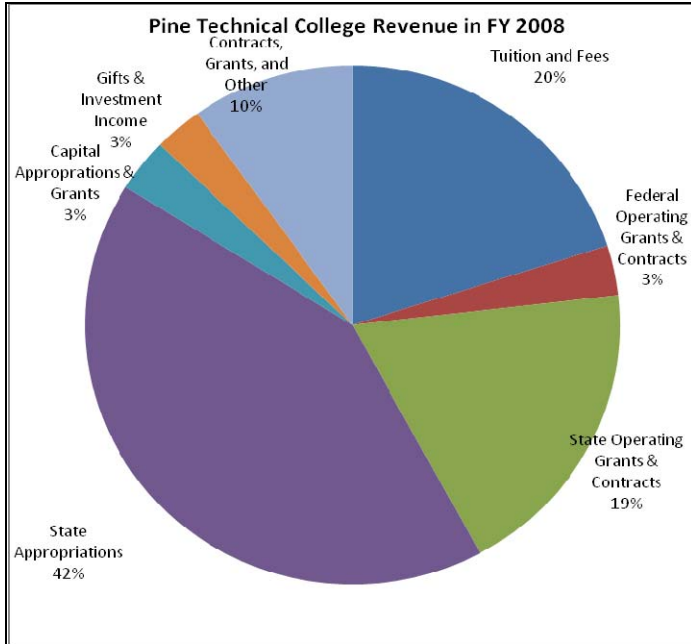
Campus	Percent Room Usage
Pine TC	87%

System Expenditures for Repair and Replacement

FY2008		
	Expense	\$/GSF
Pine Technical College	\$1,609	\$0.02
System	27,083,273	\$1.28
FY2009		
	Expense	\$/GSF
Pine Technical College	\$1,609	\$0.02
System	25,322,486	\$1.17
FY2010		
	Expense	\$/GSF
Pine Technical College	\$63,324	\$1.55
System	<i>final data not available</i>	

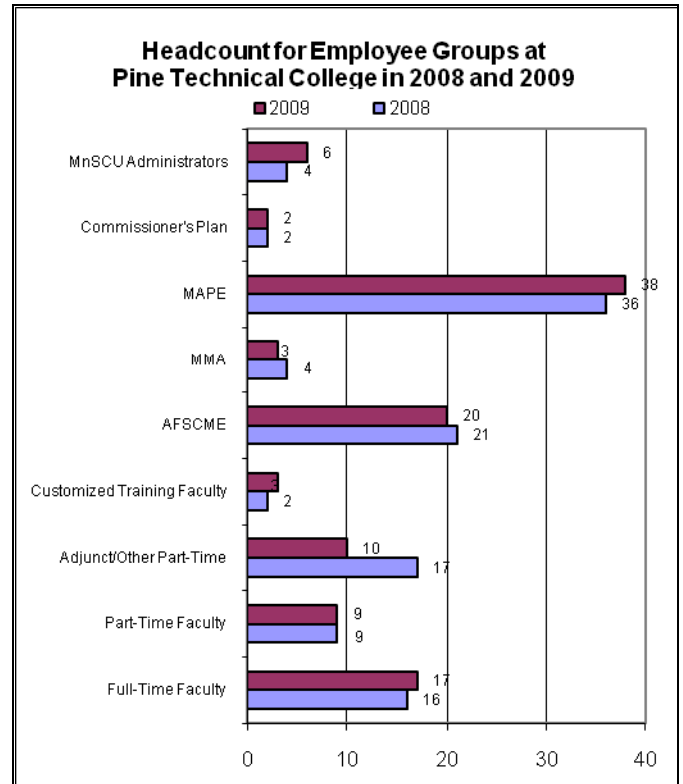
Source: Office of the Chancellor, Facilities Unit

Finance



Source: IPEDS Finance Survey, NCES

Human Resources



Source: MnSCU HR Oracle Database