



Minnesota
STATE COLLEGES
& UNIVERSITIES

Report on College-, University- and System-Related Foundations

Minnesota State Colleges and Universities

Advancement Committee

Board of Trustees

March 15, 2011



Report on College-, University- and System-Related Foundations

- **Forty-three** related foundations; several colleges have multiple foundations.
- **FY2010 is the primary focus**; FY 2009 data offered for comparison.
- Information taken from the **Request for Administrative Support Services** and the **Joint Report on Expenses and Return on Investment** forms; submitted annually.
- Snapshot in time: reflection of economic conditions and other external factors.



Support Provided by Colleges, Universities or System Office

Includes salaries and benefits, indirect expenses and other costs that support foundation activities.

	Projected	Actual	Difference
FY10	\$9,661,497	\$10,065,888	\$404,992
FY09	\$11,533,136	\$9,751,691	(\$1,781,445)

Reasons for difference include:

- *Vacancies filled*
- *Increase in costs*
- *Familiarity with reporting forms and processes*



Benefits Returned by the Related Foundations

Five Designation Areas for Benefits:
Scholarships, Programs, In-kind, Capital and Other

	Projected	Actual	Difference
FY10	\$20,285,203	\$24,135,711	\$3,850,508
FY09	\$21,740,659	\$28,366,258	\$6,625,599

Economic conditions, decrease in charitable contributions a primary reason for decrease in benefits.



Minnesota
STATE COLLEGES
& UNIVERSITIES

Related Foundations: Combined Return on Investment

Benefits Returned Support Provided = ROI

FY10: \$2.40

FY09: \$2.91

ROI Ranges	\$10 or greater	\$5.00 - \$9.99	\$2.00 - \$4.99	Less than \$2	Less than \$1
FY10	10%	--	48%	37%	5%
FY09	5%	12%	40%	36%	7%



Minnesota
STATE COLLEGES
& UNIVERSITIES

University-Related Foundations: Return on Investment

	Support Received	Benefits Returned	ROI
FY 10	\$6.4 million	\$15.4 million	\$2.35
FY 09	\$5.9 million	\$19.8 million	\$3.36

ROI Rates for System Universities	FY10	FY09
Southwest Minnesota State	\$4.72	\$9.35
Winona State	\$3.53	\$6.33
Bemidji State	\$2.50	\$2.31
Minnesota State Moorhead	\$2.38	\$1.90
Minnesota State, Mankato	\$2.04	\$2.19
Metropolitan State	\$1.65	\$2.64
St. Cloud State	\$1.65	\$2.59



College-Related Foundations: Return on Investment

	Support Received	Benefits Returned	ROI
FY10	\$3.4 million	\$8.7 million	\$2.56
FY09	\$3.8 million	\$8.5 million	\$2.23

ROI Rates for System Colleges	FY10	FY09
Ridgewater	\$18.55	\$9.35
Saint Paul	\$14.29	--
MSCTC (Wadena)	\$12.29	\$6.66
Alexandria	\$10.54	\$4.21
Lake Superior	\$4.03	\$3.45
Vermilion (NEHD)	\$3.73	\$1.54
South Central (Faribault)	\$3.62	\$4.94



College-Related Foundations: Return on Investment

ROI Rates for System Colleges (cont'd.)	FY10	FY09
MSCTC (Fergus Falls)	\$3.45	\$20.70
Anoka Technical	\$3.36	\$3.40
Minneapolis	\$3.36	\$2.94
Itasca (NEHD)	\$3.34	\$7.62
Rochester	\$3.18	\$1.06
Mesabi Range (NEHD)	\$3.08	\$3.58
Minnesota West	\$2.96	\$3.35
Hibbing (NEHD)	\$2.91	\$2.08
Rainy River	\$2.83	\$7.88
Anoka-Ramsey (Coon Rapids)	\$2.34	\$2.38
Inver Hills	\$2.31	\$1.71
South Central (Mankato)	\$2.25	\$2.29
Hennepin Technical	\$2.07	\$1.87



Minnesota
STATE COLLEGES
& UNIVERSITIES

College-Related Foundations: Return on Investment

ROI Rates for System Colleges (cont'd.)	FY10	FY09
Century	\$1.92	\$2.04
Normandale	\$1.92	\$1.63
Northland	\$1.90	\$1.33
Central Lakes	\$1.80	\$1.63
Riverland	\$1.37	\$0.69
MSCTC (Moorhead)	\$1.34	\$4.00
MSCTC (Detroit Lakes)	\$1.25	\$1.69
Dakota County	\$1.12	\$1.45
St. Cloud Technical	\$1.07	\$1.50
Pine Technical	\$1.06	\$1.53
North Hennepin	\$1.03	\$2.09
Anoka-Ramsey (Cambridge)	\$1.00	\$1.33
MSC-Southeast Technical	\$1.00	\$1.02



College-Related Foundations: Return on Investment

ROI Rates for System Colleges (cont'd.)	FY10	FY09
Northwest Technical	\$0.68	\$1.31
Fond du Lac	\$0.43	\$0.50

Foundations below \$1.00

Responsive; waiver request sought, improvements in progress.



Minnesota
STATE COLLEGES
& UNIVERSITIES

System-Related Foundation: Return on Investment

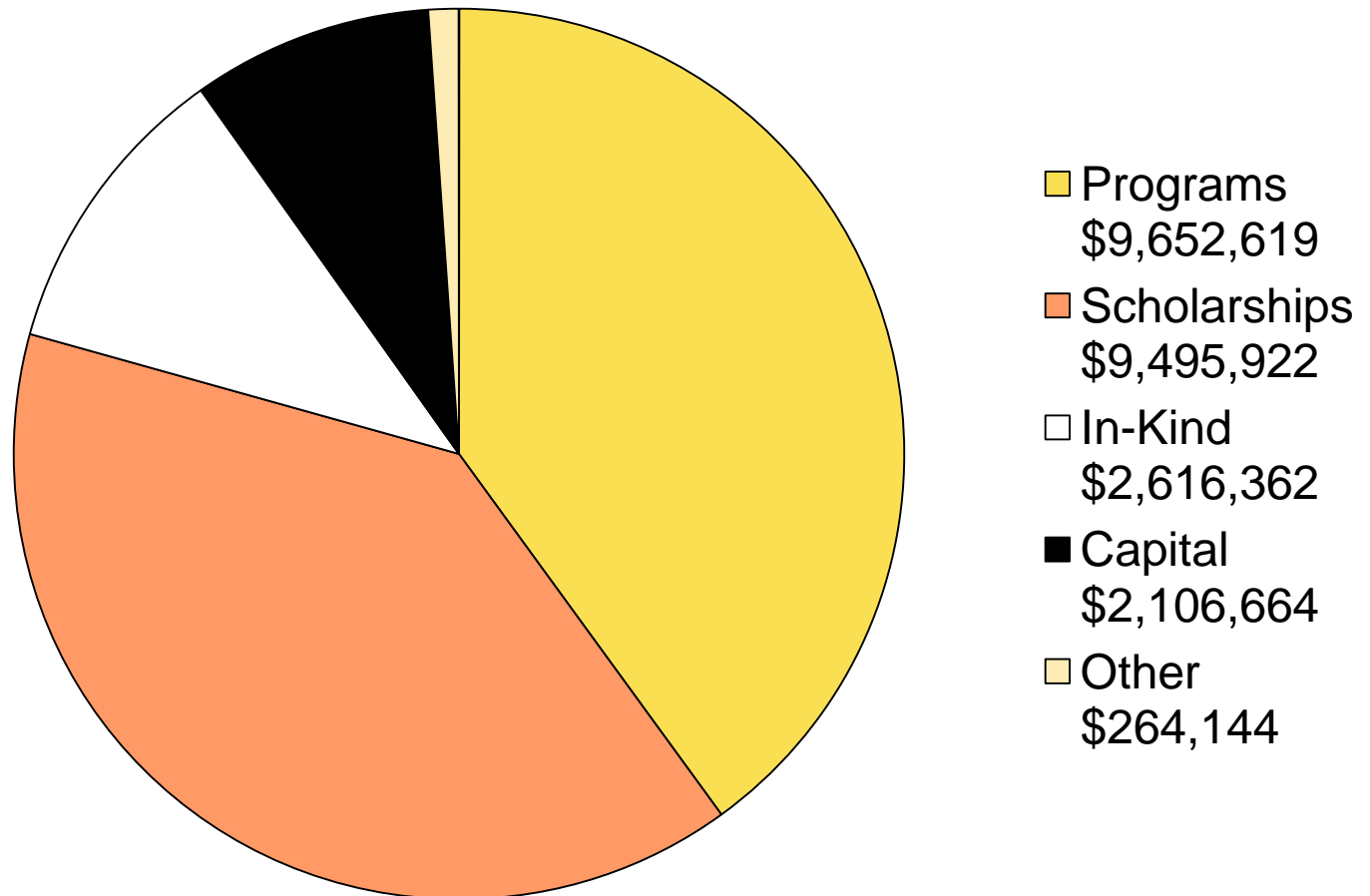
	Support Received	Benefits Returned	ROI
FY10	\$181,051	\$298,666	\$1.65
FY09	\$183,445	\$153,959	\$0.84



Minnesota
STATE COLLEGES
& UNIVERSITIES

Related Foundations: Benefits Returned

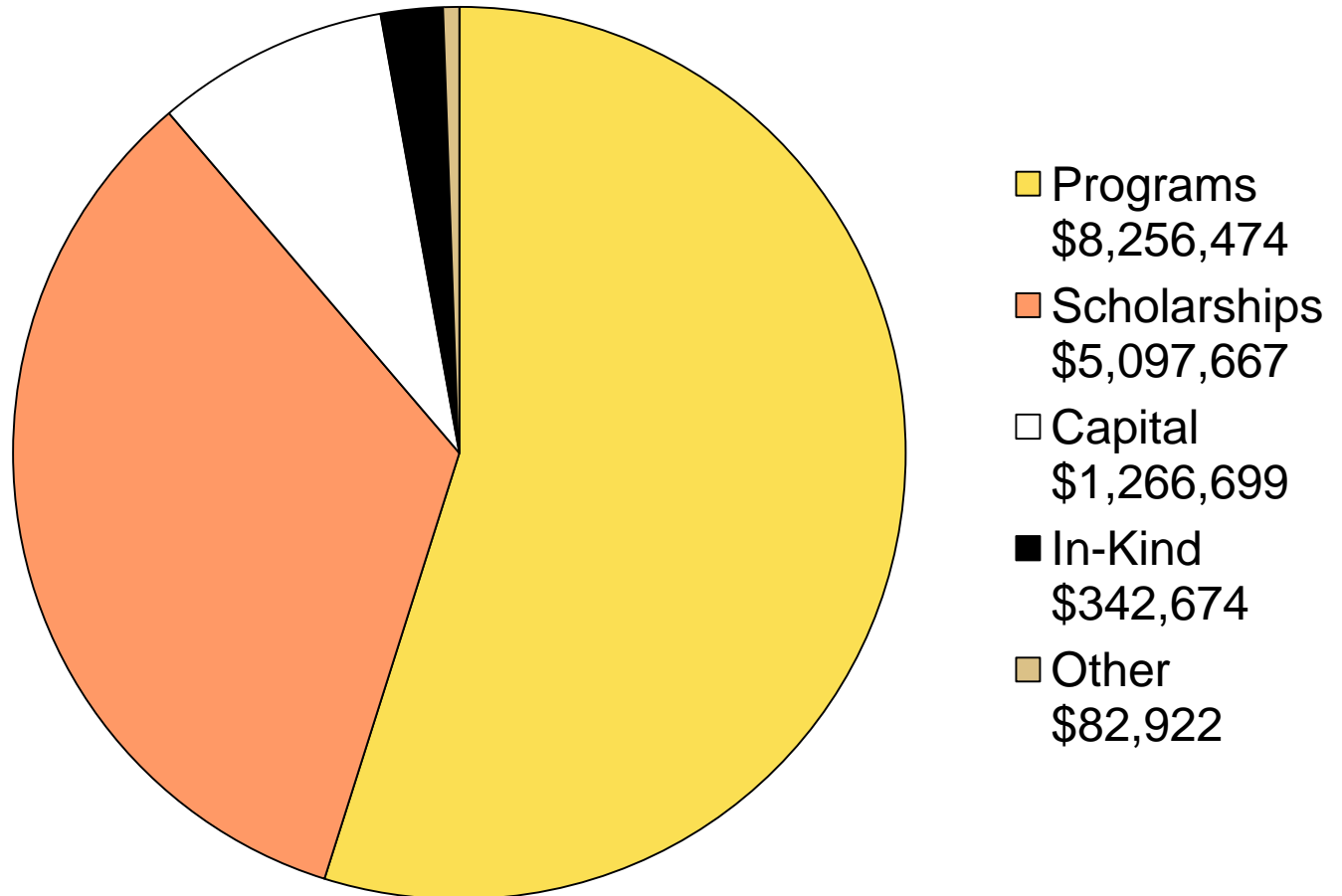
Benefits Breakdown





University-Related Foundations: Benefits Returned

Benefits Breakdown

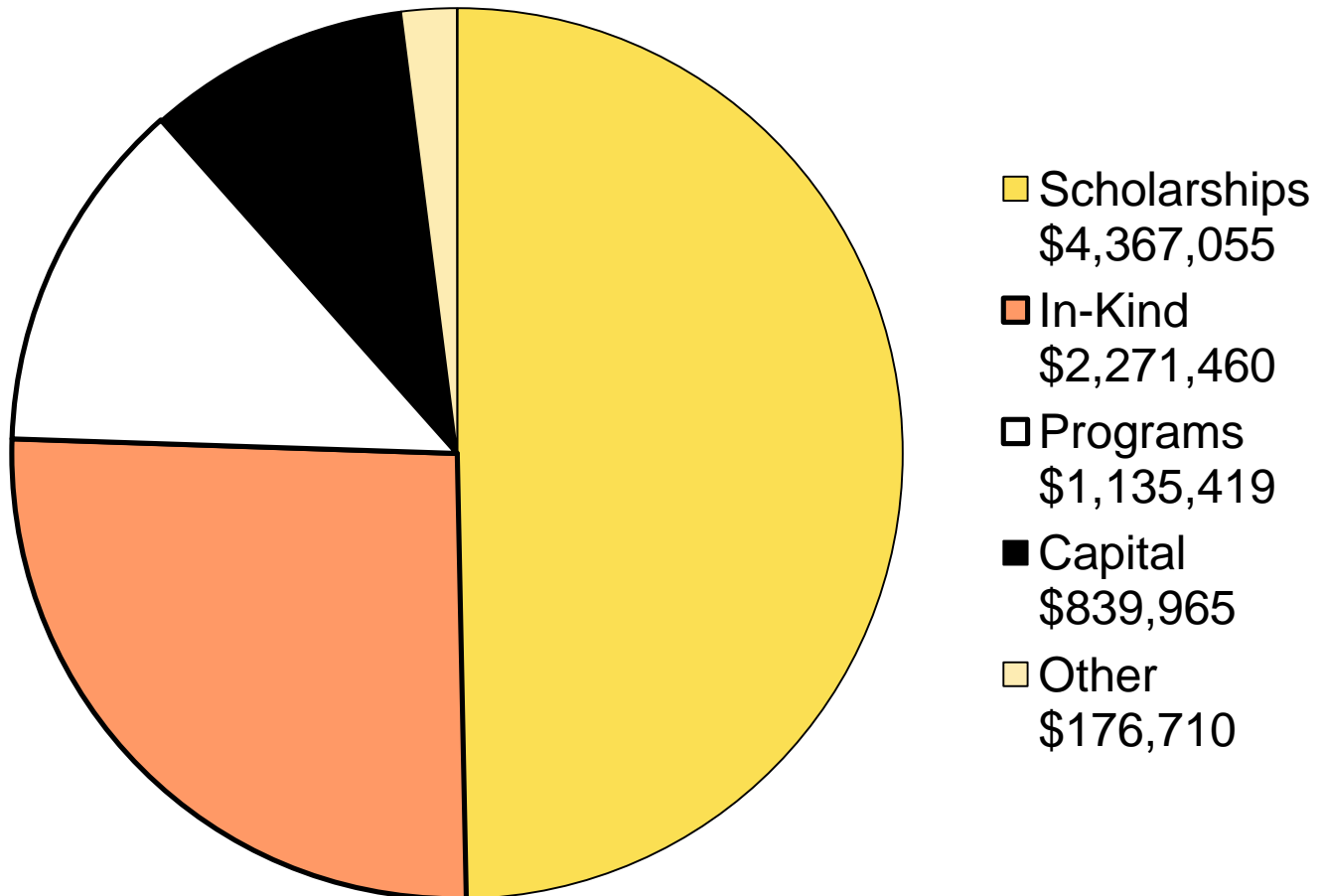




Minnesota
STATE COLLEGES
& UNIVERSITIES

College-Related Foundations: Benefits Returned to the System

Benefits Breakdown

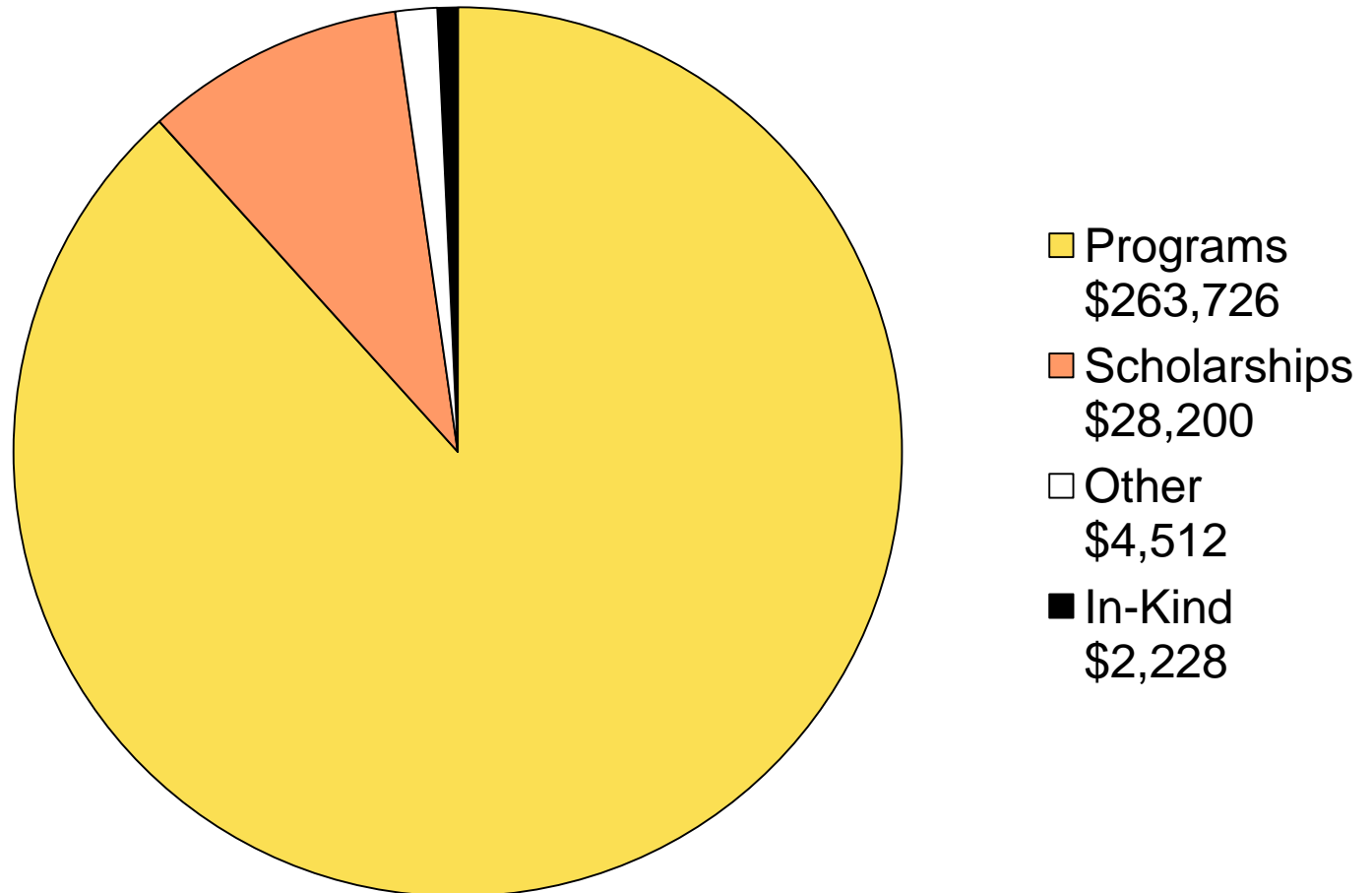




Minnesota
STATE COLLEGES
& UNIVERSITIES

System-Related Foundation: Benefits Returned to the System

Benefits Breakdown





Minnesota
STATE COLLEGES
& UNIVERSITIES

Report on College-, University- and System-Related Foundations

Questions?